



Facilities Management Services		Page	1 of 1
Project Data At-A-Glance		Effective Date	3/3/2022
		Replaces	v3
Doc Number: VHA-V05-613-FMS-FORM-PS-0002	Version: 4	Doc. Control	

COR (or Point of Contact) Name	Sam Powell		
COR (or POC) Extension	4175		
Project Title	Renovate Bldg 405B for HOPTEL		
Work Location	405B		
Project Number	613	13	115
Contractor (or TBD)	TBD		
Contractor Supervisor (CO if TBD)	TBD		
Contractor Contact Number			
Est. Project Start Date	6/1/2022		
Est. Project Duration	9 Months		

Project Description

Renovate the 2340 s.f. Building 405B at the VA Medical Center, 510 Butler Avenue, Martinsburg, WV 25405 in accordance with the drawings and specifications. Work includes, but is not limited to, general construction, alterations, interior and exterior demolition, hazardous material abatement, gypsum board, metal stud walls, finishes, painting, HVAC, plumbing, fire alarm and protection, controls, electrical work, data and telecommunications systems, porch replacement, concrete sidewalks, and installation of a wheelchair lift.


ICRA Signers		
Title	Signer/Alternate	Extension
Project Section	Bob Johnson	4400
	Jeff Miller	2072
Safety Program	Kristen Bowen	4715
	Kathy Fiery	3418
	Andrew Faust	2567
Infection Control	Irine Smith	4875
	Cynthia Moore	4574
	Stephanie Sherwood	4875
Industrial Hygiene	Krista Bowen*	4715

ILSM Signers		
Title	Signer/Alternate	Extension
Project Section	Bob Johnson	4400
	Jeff Miller	2072
Safety Program	Krista Bowen	4715
	Kathy Fiery	3418
	Andrew Faust	2567
Police Department	John Shade	4110
	Brad Church	4101
Fire Department	Eric Gray	4314
	Chris Gorman	4611/4612
	Michael Shawn Miller	4611/4612

*Note: Krista Bowen can also sign on behalf of Safety Office for the Pre-Construction Checklist

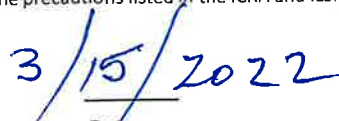
I acknowledge that it is my responsibility to submit signed safety documents to Contracting prior to solicitation.

I certify that all project information is correct and complete to the best of my knowledge. I will ensure the precautions listed in the ICRA and ILSM, including those added by the ICRA and ILSM signers and/or their alternates, will be upheld.



COR signature

Printed: 3/15/2022


Date

All hard copies should be checked against the current electronic version within the Document Control System and a current version printed for documentation.



Facilities Management Services		Page	1 of 2
Martinsburg VA Infection Control Risk Assessment		Effective Date	3/3/2022
		Replaces	v3
Doc Number: VHA-V05-613-FMS-FORM-PS-0003		Version: 4	Doc. Control

Project Title:	Renovate Bldg 405B for HOPTEL			Project Start Date:	06/01/22
Project Number:	613	13	115	Estimated Duration:	9 Months
Location of Work:	405B			COR Extension:	4175
VA COR:	Sam Powell			Contractor Telephone:	
Contractor:	TBD			Contractor Telephone:	
Contractor Supervisor:	TBD				

Please mark Construction Types and Risk Groups with X's. Precaution Classes will populate automatically based on this matrix.

TYPE OF CONSTRUCTION	PATIENT RISK GROUP	CLASS OF PRECAUTIONS
TYPE A	<input checked="" type="checkbox"/> GROUP 1: Low Risk	CLASS I
TYPE B	GROUP 2: Medium Risk	<input checked="" type="checkbox"/> CLASS II
<input checked="" type="checkbox"/> TYPE C	GROUP 3: High Risk	CLASS III

Patient Risk Group	Type of Construction		
	A	B	C
Low Risk Group	I	II	II
Medium Risk Group	I	II	III
High Risk Group	II	III	III

Class of Precaution

Type of Construction	
Type A	Inspection and Non-Invasive Activities
	Small scale removal of ceiling tiles for visual inspection or minor installation (limited to 1 tile per 50 sq. ft.)
	Painting (but not sanding)
	Wall covering, electrical trim work, minor plumbing, and activities that do not generate dust or require cutting of walls or access to ceilings other than for visual inspection.
Type B	Small scale, short duration activities that create minimal dust.
	Installation of telephone and computer cabling.
	Access to chase spaces.
	Cutting of walls or ceiling where dust migration can be controlled.
Type C	Work that generates a moderate to high level of dust or requires demolition or removal of any fixed building components, assemblies, or new construction.
	Sanding of walls for painting or wall covering.
	Removal of floor coverings, ceiling tiles, and casework
	New wall construction.
	Uncontained duct, HVAC, or electrical work above ceilings.
	Major cabling activities, major plumbing activities (including items that expose sewage, such as work on a major stoppage.)
	Any other project where high levels of dust are generated.
	Any activity that cannot be completed within a single work shift/ activities that require consecutive work shifts
Activities that require heavy demolition or removal of a complete cabling system	
	New construction

Patient Risk Groups			
Low Risk	Vacant Floor	Administrative Offices	Lobbies
	Public Corridors	Elevators	Day Rooms
	Canteen Retail Store	Outdoors	Non-Patient Care Space
Medium Risk	Cardiology	Outpatient Clinics	Endoscopy
	Food Service/ Dietary Care	Nuclear Medicine	Laboratory (non-specimen)
	Physical Therapy	Pharmacy	Radiology/MRI
	Primary Care and Urgent Care	Respiratory Therapy	Interim Care/ Medical Units
High Risk	CCU/Emergency Room	Areas w/ immuno-compromised patients	Negative Pressure Isolation Rooms
	Central Sterile Supply	Labor & Delivery	Protective Care 6A
	Laboratories (Specimen)	Oncology	Newborn Nursery/Pediatrics
	Interventional Radiology	Outpatient Surgery	Pharmacy I.V. Room
	Surgical Units	Operating Rooms	Medical Units
	SPD Storage/Sterilization	Post Anesthesia Care Unit	Intensive Care Units
	Bronch Suite	Endocardiography	




Project: Renovate Bldg 405B for HOPTEL

CLASS I	<ol style="list-style-type: none"> 1. Obtain infection control permit. 2. Execute work by methods to minimize raising dust from construction operations. 3. Immediately replace any ceiling tile displaced for visual inspection. 4. Clean work area upon completion of task
CLASS II	<ol style="list-style-type: none"> 1. Obtain infection control permit before construction begins. 2. Notify staff in the immediate area 3. Provide active means to prevent air-borne dust from dispersing into atmosphere. 4. Isolate HVAC system in areas where work is being performed. Upon completion, remove isolation. 5. Water mist work surfaces to control dust while cutting. 6. Seal unused doors with duct tape. 7. Block off and seal air vents. 8. Place dust mat at entrance and exit of work area. 9. Contain construction waste before transport in tightly covered containers. 10. Upon completion, wipe work surfaces with disinfectant, wet mop and/or vacuum with HEPA filtered vacuum.
CLASS III	<ol style="list-style-type: none"> 1. Obtain infection control permit before construction begins, and notify staff in the immediate area. 2. Complete all critical barriers or implement control cube method before construction begins. 3. Isolate HVAC system in areas where work is being performed. Upon completion, remove isolation. 4. Maintain negative air pressure within work site utilizing HEPA equipped air filtration units. 5. Cover transport receptacles or carts. Tape covering. 6. Seal holes, pipes, conduits and punctures appropriately. 7. Place dust mats at entrance and exit of work area. 8. Vacuum work with HEPA filtered vacuums. 9. Wet mop with disinfectant. 10. Do not remove barriers from work area until completed project is thoroughly cleaned by Environmental Management Service. 11. Remove barrier materials carefully to minimize spreading of dirt and debris associated with construction. 12. Contain construction waste before transport in tightly covered containers.

ADDITIONAL CONCERNS

Will the project produce any fumes or vapors, or otherwise affect air quality?	YES	NO X
Will the project create vibrations that could loosen dust or other particulates, impair construction barriers, or otherwise affect areas outside of the work area?	YES	NO X
Will work activity include asbestos abatement or containment, or take place in areas where ACM has been found? PROVIDE DETAILS	YES X	NO
Does the project involve work in any of the following locations: 4A-107, 4A-132, 4B-123B, 4B-123C, 4C-124, 4C-125, (PACU) 2C-106, (ER) 1E-101, (GI) 2C-147?	YES	NO X
Does the project involve any modifications or removal of the duct work or supply/exhaust in the above locations?	YES	NO X
Does the project involve any removal or disturbance to the HVAC filters in the above locations?	YES	NO X

ADDITIONS AND/OR MODIFICATIONS TO CLASS II PRECAUTIONS

Infection Control		Date:	3/15/22
Safety Program		Date:	3/15/22
Project Section Supervisor		Date:	3/15/22

Printed: 3/15/2022

All hard copies should be checked against the current electronic version within the Document Control System and a current version printed for documentation.



Facilities Management Services Martinsburg VA Medical Center Interim Life Safety Measure Permit		Page	1 of 2
		Effective Date	1/6/2020
		Replaces	v2
Doc Number: VHA-V05-613-FMS-FORM-PS-0004		Version: 3	Doc. Control

Project Title: Renovate Bldg 405B for HOPTEL

Work Location: 405B

Project Number: 613 13 115

Point of Contact: Sam Powell Extension: 4175

Deficiency:

Start Date: 06/01/22 Estimated Duration: 9 Months

PART I: PROJECT EVALUATION Review each of the following categories and indicate whether each is acceptable to the project/Life Safety code deficiency by checking the appropriate response.

A. EXITS

1. Does the project/deficiency have the potential of affecting an exit or other components of the means of egress?	YES	NO X	N/A
2. Will affected exit be used by other than contractor personnel?	YES	NO X	N/A
3. Will alternate exit route be sufficiently marked and lit?	YES	NO X	N/A

B. EMERGENCY ACCESS

1. Does the project/deficiency have the potential of obstructing access to emergency departments, services or vehicles?	YES	NO X	N/A
2. Does the project/deficiency have the potential of obstructing access of emergency responders to the construction area?	YES	NO X	N/A

C. FIRE PROTECTION

1. Does the project/deficiency have the potential of impairing existing fire alarm, fire detection, or fire suppression systems?	YES	NO X	N/A
2. Will temporary fire protection systems be required as part of the project/deficiency?	YES	NO X	N/A

D. TEMPORARY PARTITIONS

1. Will construction involve the use of temporary partitions?	YES X	NO	N/A
---	----------	----	-----

E. ADDITIONAL FIRE FIGHTING EQUIPMENT and TRAINING

1. Does the area affected by the project/deficiency warrant placement of additional fire protection equipment?	YES	NO X	N/A
2. Will additional fire safety training be required of affected personnel?	YES	NO X	N/A

F. COMBUSTIBLE FUEL LOAD LEVELS

1. Does the project/deficiency involve the storage of flammable or combustible materials?	YES	NO X	N/A
2. Does the project/deficiency have the potential of creating flammable or combustible debris?	YES	NO X	N/A

G. FIRE DRILLS

1. Does the project/deficiency warrant additional fire drills?	YES	NO X	N/A
--	-----	---------	-----

H. HAZARD SURVEILLANCE

1. Does the project/deficiency present added hazards, such as: excavations; construction/ chemical storage; or field offices, which warrant increased hazard surveillance?	YES	NO X	N/A
2. Contractor or COR is to provide Safety Data Sheets to the Safety Office for all chemicals, cleaning agents, solvents, etc., to be used during project. Has this been done?	YES X	NO	N/A
3. Will hazard communication training be provided, including location of spill kits, and advisement to notify Fire Department in the event of spills?	YES X	NO	N/A

I. ADDITIONAL PERSONNEL TRAINING

1. Does the project/deficiency have the potential to affect structural features of the fire safety system?	YES	NO X	N/A
2. Does the project/deficiency have the potential to affect compartmentation features of the fire safety systems?	YES	NO X	N/A

J. FACILITY-WIDE TRAINING

1. Does the project/deficiency present Life Safety Code deficiencies or construction hazards, which warrant facility-wide education of personnel concerning these Interim Life Safety Measures?	YES	NO X	N/A
---	-----	---------	-----

K. FIRE/SMOKE BARRIERS

1. Will the project cause penetrations to be made in Fire/Smoke Barriers?	YES X	NO	N/A
2. Will fire/smoke barriers be temporarily sealed with a UL-Listed material filler on both sides of the barrier?	YES X	NO	N/A
3. Will these temporary UL-Listed material adequately compensate for the penetrations made in the fire/smoke barriers?	YES X	NO	N/A

L. GENERAL SAFETY

1. Will the project produce significant noise levels outside the construction site?	YES	NO X	N/A
2. Does Personal Protective Equipment and relevant training need to be provided for staff, patients or visitors?	YES	NO X	N/A
3. Does project involve relocation (or changes in designation) of functions or services requiring eyewashes or chemical showers?	YES	NO X	N/A





M. ACCESSIBILITY

1. Will signage be required to limit access to work area?	YES X	NO	N/A
2. Will there be sufficient clearance around the construction site to prevent tripping hazards, falling debris, or other safety concerns?	YES X	NO	N/A

N. UTILITIES

1. Will the project involve an operational shutdown or modified operation of utilities?	YES	NO	N/A X
---	-----	----	----------

PART II: INTERIM LIFE SAFETY MEASURES: Provide a description of all items indicated as applicable in Part I. Explain Interim Life Safety measures or procedures which will then be incorporated into the project.
Asbestos abatement to be by licensed subcontractor. Final tests and inspection by VA Safety.

	<u>3/15/22</u>
Construction Safety Committee Chair - ILSM Evaluator	Date
	<u>3/15/22</u>
Safety Program	Date
	<u>3/15/22</u>
Fire Chief	Date
	<u>3/15/22</u>
Police Service Representative	Date

Printed: 3/15/2022

All hard copies should be checked against the current electronic version within the Document Control System and a current version printed for documentation.



Facilities Management Services		Page	1 of 1
Project Re-Evaluation And Review		Effective Date	12/22/2016
		Replaces	v1
Doc Number: VHA-V05-613-FMS-FORM-PS-0005	Version: 2	Doc. Control	

Project: Renovate Bldg 405B for HOPTEL

Projects are to be re-evaluated prior to construction and every sixty (60) days from initial start of construction to ensure all information is correct, complete, and current. Changes to the work location, construction type, or other factors necessitating any modification to the Infection Control Precautions as listed must be documented below, with approval from Infection Control, Industrial Hygiene, Safety, and Project Section.

Project Re-Evaluation	Date
Since the original risk assessment, has the location of the work changed to a different Patient Risk Group? (Low Risk, Medium Risk, High Risk)	
Since the original risk assessment, has the nature of the work to be performed changed to a different Construction Type? (Type A, Type B, Type C)	
Have any other factors changed that would cause a modification to the Infection Control Precautions? (Asbestos or other hazardous material, timing changes, correlation with other projects, etc.)	

Yes	No

If "No" to all of the above, COR certifies that no changes need to be made to Infection Control Precautions as listed on the ICRA.

COR Signature

Date

If "Yes" to any of the above, Infection Control, Industrial Hygiene, Safety, and Project Section must review and initial the changes/remarks below.

_____	Circle Changes Below		
_____	New Construction Type		
_____	A	B	C
_____	New Risk Group		
_____	1	2	3
_____	New Class of Precautions		
_____	I	II	III

Initial and Date Below

_____ Infection Control _____ Industrial Hygiene _____ Project Section Supervisor _____ Safety Program

Project Re-Evaluation	Date
Since the original risk assessment, has the location of the work changed to a different Patient Risk Group? (Low Risk, Medium Risk, High Risk)	
Since the original risk assessment, has the nature of the work to be performed changed to a different Construction Type? (Type A, Type B, Type C)	
Have any other factors changed that would cause a modification to the Infection Control Precautions? (Asbestos or other hazardous material, timing changes, correlation with other projects, etc.)	

Yes	No

If "No" to all of the above, COR certifies that no changes need to be made to Infection Control Precautions as listed on the ICRA.

COR Signature

Date

If "Yes" to any of the above, Infection Control, Industrial Hygiene, Safety, and Project Section must review and initial the changes/remarks below.

_____	Circle Changes Below		
_____	New Construction Type		
_____	A	B	C
_____	New Risk Group		
_____	1	2	3
_____	New Class of Precautions		
_____	I	II	III

Initial and Date Below

_____ Infection Control _____ Industrial Hygiene _____ Project Section Supervisor _____ Safety Program

Printed: 3/15/2022

All hard copies should be checked against the current electronic version within the Document Control System and a current version printed for documentation.



Facilities Management Services		Page	1 of 1
Pre-Construction Checklist		Effective Date	2/13/2017
		Replaces	v2
Doc Number: VHA-V05-613-FMS-FORM-PS-0006	Version: 3	Doc. Control	

Project Title: Renovate Bldg 405B for HOPTEL **Start Date:** 6/1/2022 **Est. Duration:** 9 Months

Project Location: 405B

Point Of Contact: Sam Powell **P.O.C. Phone Ext.:** 4175 **After-Hours Contact #:**

Notice: For projects with Class II and III Infection Control precautions, work is not to begin until after checklist has been signed.

Infection Control (Construction Barriers - Containment - Ventilation)	Yes	N/A
1 Is the Infection Control Risk Assessment (ICRA) visibly posted on-site?		
2 Is the ICRA complete and up-to-date?		
3 Are the project conditions/scope the same as indicated on the signed ICRA?		
4 Have all conditions/controls indicated in the ICRA been satisfied for work to start?		
5 Have all infectious materials been removed?		
6 Have all hand-sanitizer dispensers been removed?		
7 Are sticky walk-off mats provided for access to Medical Center areas?		
8 Have provisions been made to immediately protect the ventilation/adjacent systems?		

Fire Detection and Prevention; Hazard Surveillance/ Life Safety	Yes	N/A
1 Is the Interim Life Safety Measures evaluation (ILSM) visibly posted on-site?		
2 Is the ILSM form complete and up-to-date?		
3 Are construction barriers made of fire-rated or fire-resistant materials on both sides of metal steel studs? If so, check below as applicable: <input type="checkbox"/> Smoke tight <input type="checkbox"/> 1-hour rated <input type="checkbox"/> 2-hour rated		
4 If the existing ceiling of the room is significantly breached then has the temporary construction barrier been extended to the deck above?		
5 Are means of egress clear and free of obstruction in construction and adjacent areas?		
6 Is access for fire department and emergency services clear and free of obstruction?		
7 Are all signage, exit routes, and directional chevrons appropriately in place?		
8 Are fire extinguishers readily available in construction area?		
9 Are flammables and combustibles in proper containers?		
10 Is fire sprinkler system active?		
11 Is fire alarm system active?		
12 Are smoke detectors active and uncovered?		
13 If items 9, 10 or 11 are "no", what temporary measures or fire watch will be instituted for duration of project?		

General Safety and Security	Yes	N/A
1 Has all appropriate VA-owned property been removed from the area?		
2 Has all patient-sensitive information been removed from the area?		
3 Is there proper signage in place at the entrance to the construction site denoting appropriate PPE required for entry?		
4 Is construction site entrance door metal framed, properly rated, and self-closing?		
5 Are all construction site access points closed and equipped with key access locks?		
6 Has a worksite Safety Health Officer been assigned?		

Description/Scope/Remarks/Details (To be filled out by Infection Control, Fire Department, or Safety Program Representatives)

COR Representative _____ <i>(Print name and sign)</i>	Phone extension: _____	Date _____
---	------------------------	------------

Infection Control Representative _____ <i>(Print name and sign)</i>	Phone extensions: x3626; x4875; x4574
Alternate Safety Program Representative _____	
Fire Chief/Fire Dept. Representative _____ <i>(Print name and sign)</i>	Phone extensions: x4314; x4611; x4612
Safety Program Representative _____ <i>(Print name and sign)</i>	Phone extensions: x4582; x4715; x3418

Printed: 3/15/2022
 All hard copies should be checked against the current electronic version within the Document Control System and a current version printed for documentation.