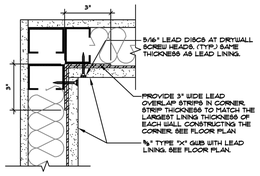

1 / A108.2 DENTAL CLINIC
LEAD WALL PLAN DETAIL AT CORNER
SCALE: 3" = 1'-0"

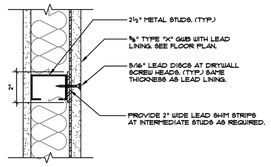

2 / A108.2 DENTAL CLINIC
LEAD WALL PLAN DETAIL AT INTERMEDIATE STUDS
SCALE: 3" = 1'-0"

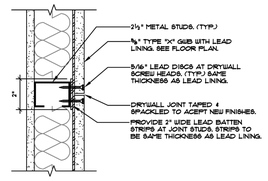

3 / A108.2 DENTAL CLINIC
LEAD WALL PLAN DETAIL AT JOINT STUDS
SCALE: 3" = 1'-0"

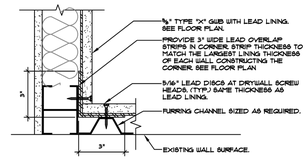

4 / A108.2 DENTAL CLINIC
LEAD WALL PLAN DETAIL AT EXISTING PARTITION
SCALE: 3" = 1'-0"

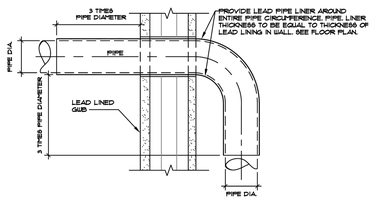

5 / A108.2 DENTAL CLINIC
LEAD WALL PIPE PENETRATION SECTION TYP.
SCALE: 3" = 1'-0"

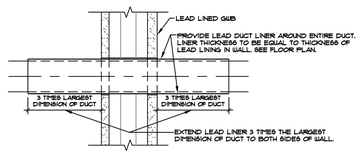

6 / A108.2 DENTAL CLINIC
LEAD WALL DUCT PENETRATION SECTION TYP
SCALE: 3" = 1'-0"

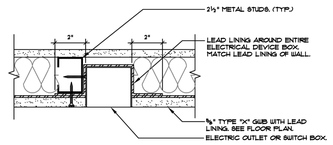

7 / A108.2 DENTAL CLINIC
LEAD WALL ELECTRICAL BOX SWITCH DETAIL TYP.
SCALE: 3" = 1'-0"

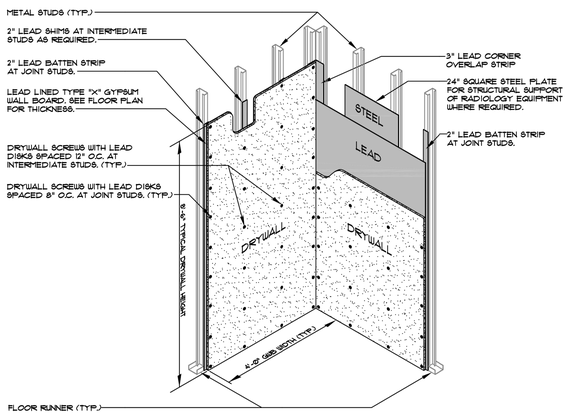

8 / A108.2 DENTAL CLINIC
LEAD WALL CONSTRUCTION ISOMETRIC
SCALE: 3" = 1'-0"

Revisions:	Date:

CONSULTANT
NOT APPLICABLE

DESIGNER OF RECORD
NOT APPLICABLE

STAMP

Office of Construction and Facilities Management

VA U.S. Department of Veterans Affairs

Drawing Title: TYPICAL LEAD WALL DETAILS

Phase: BID SET

Project Title: REPAIRS DUE TO FLOOD DAMAGE INCURRED 5/6/23

Project Number: 642-23-118

Building Number: 1

Approved: Project Director Resident Engineer
KEVIN GROGAN Digitally signed by KEVIN GROGAN Date: 2023.07.27 10:34:55 -04'00'

Location: CMCVAMC PHILADELPHIA

Issue Date: 7/7/23 | Checked: | Drawn: PK / RZ

Drawing Number: A108.2

File Path

11/15/2022 11:30:03 AM

VA FORM 08 - 6231