







# Legend

-  Patient / Visitor Parking
-  Accessible Parking
-  Main Entrance  
Visitor Desk  
Primary Care  
Specialty Care
-  North Entrance  
Pharmacy  
Dental Clinic  
Radiology  
Blood Draw
-  CLC Entrance  
Community Living Center
-  Chapel Entrance  
Mental Health  
Canteen  
Oncology  
Hematology

