

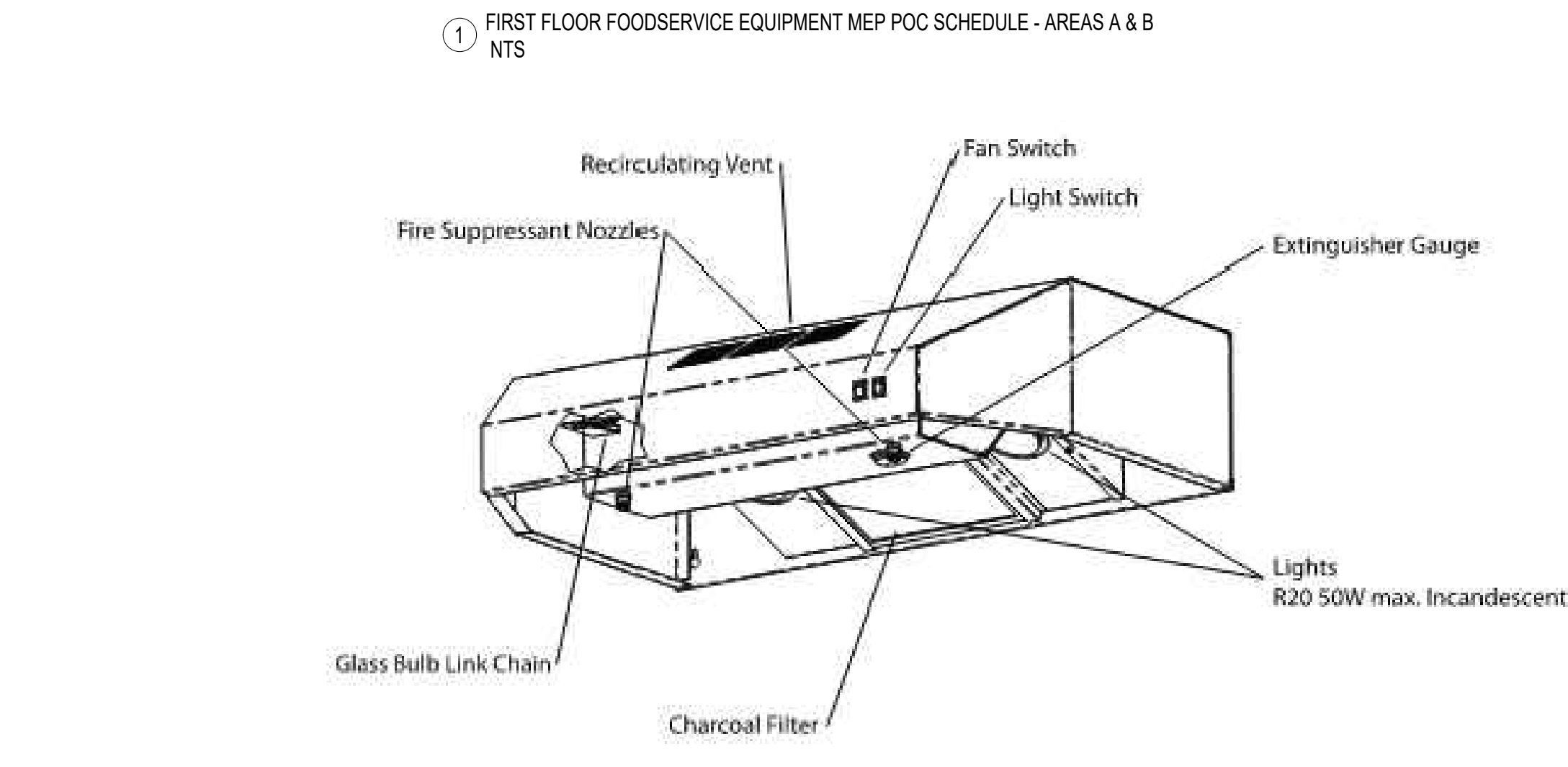
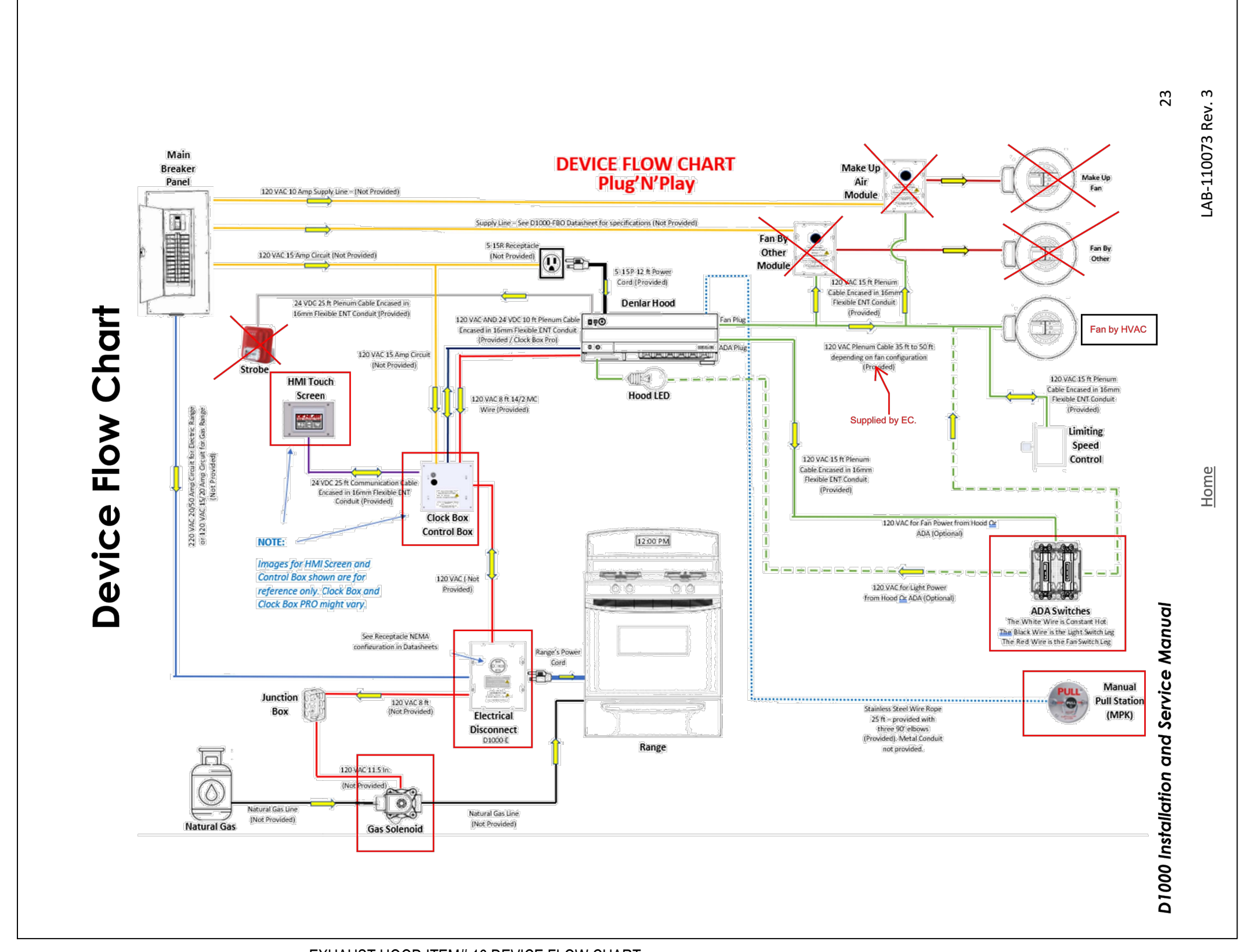
| Item No | Qty | Equipment Category | Furnished & Installed by | Amps | KW | HP | Volts | Phase | Direct | Electrical AFF (in) | Plug | NEMA | Electrical Remarks | Cold Water Size (in) | Hot Water Size (in) | Cold Water AFF (in) | Hot Water AFF (in) | Direct Drain Size (in) | Direct Drain AFF (in) | Indir. Drain Size (in) | Indir. Drain AFF (in) | Gas Size (in) | MBTUH | Gas AFF (in) | Plumbing Remarks | HVAC Exhaust Duct Size (in) | HVAC Exhaust CFM | HVAC Remarks | Item No | | |
|---------|------|--|--------------------------|------|-----|----|-------------|-------|--------|---------------------|------|--------|------------------------|----------------------|---------------------|---------------------|--------------------|------------------------|-----------------------|------------------------|-----------------------|---------------|-------|--------------|------------------|-----------------------------|------------------|--------------|------------------------|----------------------|----|
| 01 | 1 | Drop-in Sink | CFCI | | | | | | | | | | No Electric Req. | 0.5 | 0.5 | 30 | 30 | | | | | | | | | | | No HVAC Req. | 01 | | |
| 02 | 1 | Coffee Maker (Vendor Supplied) | OFOI | 15.0 | | | 120 | 1 | | 48 | ? | ? | VFY Electric Req. | 0.5 | | 30 | | | | | | | | | | VFY Plumbing Req. | | No HVAC Req. | 02 | | |
| 03 | 2 | Microwave Ovens | OFOI | 13.5 | | | 208-240 | 1 | | 48 | X | 6-20P | | | | | | | | | | | | | | | | No HVAC Req. | 03 | | |
| 04 | 1 | 4 Slot Toaster | OFOI | 15.0 | 1.8 | | 120 | 1 | | 48 | X | 5-15P | | | | | | | | | | | | | | | | No HVAC Req. | 04 | | |
| 05 | 1Lot | Counter (Specified Millwork by Array) | CFCI | | | | | | | | | | | | | | | | | | | | | | | | | No HVAC Req. | 05 | | |
| 06 | 1 | Counter Top Ice/Water Dispenser | OFOI | 5.0 | .26 | | 120 | 1 | | 48 | X | 5-15P | | 0.25 | | 30 | | | | | | | | | | Note# C | | No HVAC Req. | 06 | | |
| 07 | 2 | Refrigerator w/Freezer Base | OFOI | 5.0 | | | 120 | 1 | | 18 | X | 5-15P | | 0.25 | | 18 | | | | | | | | | | | | No HVAC Req. | 07 | | |
| 08 | 1 | Undercounter Dishwasher | OFCI | 30.5 | | | 120/208/240 | 1 | | 12 | X | 14-50P | | 0.75 | | 8 | | | | .625 | 12 | | | | | Note# D | | No HVAC Req. | 08 | | |
| 09 | --- | Spare Number | --- | | | | | | | | | | | | | | | | | | | | | | | | | | | 09 | |
| 10 | 1 | Drop-in 3 Compartment Sink | CFCI | | | | | | | | | | No Electric Req. | 0.5 | 0.5 | 14 | 14 | | | 1.5 | 12 | | | | | Notes# A & B | | No HVAC Req. | 10 | | |
| | | | | | | | | | | | | | | 0.5 | 0.5 | 14 | 14 | | | 1.5 | 12 | | | | | Notes# A & B | | No HVAC Req. | | | |
| | | | | | | | | | | | | | | | | | | | | 1.5 | 12 | | | | | Notes# A & B | | No HVAC Req. | | | |
| 11 | 1Lot | Counter (Specified Millwork by Array) | CFCI | | | | | | | | | | | | | | | | | | | | | | | | | No HVAC Req. | 11 | | |
| 12 | 1Lot | Island Counter (Specified Millwork by Array) | CFCI | | | | | | | | | | | | | | | | | | | | | | | | | No HVAC Req. | 12 | | |
| 13 | 1 | Drop-in Sink | CFCI | | | | | | | | | | No Electric Req. | 0.5 | 0.5 | 14 | 14 | | | 1.5 | 12 | | | | | Notes# A & B | | No HVAC Req. | 13 | | |
| 14 | 1 | Double Deck Wall Oven | OFCI | 50.0 | | | 240/208 | 1 | X | 63 | | | | | | | | | | | | | | | | No Plumbing Req. | | No HVAC Req. | 14 | | |
| 15 | 1 | Range Top | OFCI | 1.5 | | | 120 | 1 | X | 24 | | | | | | | | | | | | | 0.5 | 46 | 24 | Note# E | | No HVAC Req. | 15 | | |
| 16 | 1 | Exhaust Hood w/Fire Suppression System | CFCI | 15.0 | | | 120 | 1 | X | 70 VFY | | | Note# G | | | | | | | | | | | | | No Plumbing Req. | 7" | 326-548 | Fan by HVAC Contractor | 16 | |
| | 1 | Remote Manual Pull Station | CFCI | | | | | | | 48 | | | Field Installed by FEC | | | | | | | | | | | | | | No Plumbing Req. | | No HVAC Req. | | |
| | 1 | ADA Control Box | CFCI | | | | | | | | | | Note# H | | | | | | | | | | | | | | No Plumbing Req. | | No HVAC Req. | | |
| | 1 | Control Module | CFCI | | | | | | | | | | Note# I | | | | | | | | | | | | | | No Plumbing Req. | | No HVAC Req. | | |
| | 1 | Clock Box | CFCI | | | | | | | | | | Note# I | | | | | | | | | | | | | | No Plumbing Req. | | No HVAC Req. | | |
| | 1 | Gas Shut Off Valve | CFCI | 3.0 | | | 120 | 1 | X | VFY | | | Note# K | | | | | | | | | | | | | | No Plumbing Req. | | No HVAC Req. | | |
| 17 | 1Lot | Counter (Specified Millwork by Array) | CFCI | | | | | | | | | | | | | | | | | | | | | | | | | No HVAC Req. | 17 | | |
| 18 | --- | Spare Number | --- | | | | | | | | | | | | | | | | | | | | | | | | | | | 18 | |
| 19 | 1 | 2 Door Refrigerator/Freezer | OFCI | 5.2 | | | 120 | 1 | | 78 | X | 5-15P | | | | | | | | | | | | | | | No Plumbing Req. | | No HVAC Req. | 19 | |
| | | | | 7.6 | | | 120 | 1 | | 78 | X | 5-15P | | | | | | | | | | | | | | | No Plumbing Req. | | No HVAC Req. | | |
| 20 | 1 | Hand Sink | CFCI | | | | | | | | | | No Electric Req. | 0.5 | 0.5 | 33.5 | 33.5 | 1.5 | 28 | | | | | | | | | No HVAC Req. | 20 | | |
| 21 | 3 | Worktables 30x84 | OFOI | | | | | | | | | | No Electric Req. | | | | | | | | | | | | | | No Plumbing Req. | | No HVAC Req. | 21 | |
| 22 | 1 | Manual Can Opener | OFOI | | | | | | | | | | No Electric Req. | | | | | | | | | | | | | | No Plumbing Req. | | No HVAC Req. | 22 | |
| 23 | 1 | Mobile Worktable w/Adjustable Height | OFOI | | | | | | | | | | No Electric Req. | | | | | | | | | | | | | | No Plumbing Req. | | No HVAC Req. | 23 | |
| 24 | 1Lot | Storage Shelving Units | CFCI | | | | | | | | | | No Electric Req. | | | | | | | | | | | | | | No Plumbing Req. | | No HVAC Req. | 24 | |
| 25 | 1 | Washing Machine | OFOI | 13.5 | | | 208/240 | 3 | X | 34 | | | | 0.5 | 0.5 | 34 | 34 | | | 3.0 | 18 | | | | | Note# B | | No HVAC Req. | 25 | | |
| 26 | 1 | Dryer | OFOI | 18.8 | | | 480 | 3 | X | 34 | | | | | | | | | | | | | | | | | No Plumbing Req. | 8 | 360 | Required at the unit | 26 |

GENERAL NOTES:

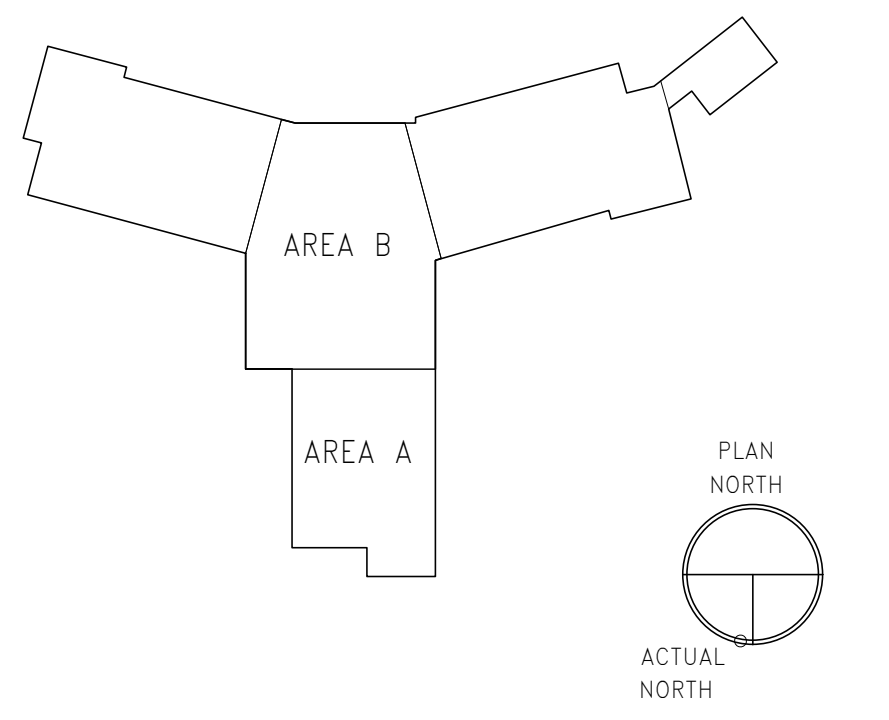
- "A" Waste should be connected to grease interceptor.
- "B" Plumbing contractor to interpipe waste to floor drain or floor sink.
- "C" Plumbing contractor to interpipe from water filter to unit.
- "D" Drain requires a 3/4" male garden hose fitting
- "E" Plumbing contractor to install gas hose & gas shut off valve supplied by FEC (Foodservice Equipment Contractor)
- "F" Electrical contractor to interwire between hood timer and rooftop exhaust fan.
- "G" Fire Suppression System; Electrical contractor shall interconnect between control panel and building fire alarm system.
- "H" Supplied by Foodservice Equipment Contractor (FEC), installed by EC in cabinet base (VFY location)
- "I" Supplied by FEC, installed by EC in backsplash (VFY location)
- "J" Supplied by FEC, installed by PC (VFY location)
- "K" Valve Supplied by FEC, EC to install JB (VFY location)

| | |
|---|------|
| Owner Furnished Contractor Installed | OFCI |
| Contractor Furnished Contractor Installed | CFCI |
| Owner Furnished Owner Installed | OFOI |

Note: The Contractor shall verify ALL information on this drawing, including NEMA outlet configurations and connections, prior to ordering, by submitting catalog cuts. These drawings shall be read in conjunction with the Mechanical, Plumbing and Electrical drawings.



| SYMBOL ABBREVIATION SCHEDULE | | NOTE |
|------------------------------|------------------------|------|
| P | PLUMBING - HEATING | |
| C.W. | COLD WATER | |
| H.W. | HOT WATER | |
| S. | SINK | |
| C.B. | CLOCK BOX | |
| C.M. | CONTROL MODULE | |
| E.S.P. | ELECTRICAL DISCONNECT | |
| W. | WASTE | |
| M. | MISCELLANEOUS | |
| F.D. | FLOOR DRAIN | |
| F.S. | FLOOR SINK | |
| F.P. | FAN FLOOR DRAIN | |
| E.C. | EXHAUST CONNECTION | |
| D.A. | DOWN FROM ABOVE | |
| S.P. | STATIC PRESSURE | |
| C.M. | CLOSED PERMANENT | |
| E.T.U. | BRITISH THERMAL UNIT | |
| E.C. | ELECTRIC CONNECTION | |
| J.B. | JUNCTION BOX | |
| S.R. | SINGLE RECEPTACLE | |
| D.R. | DUPLEX RECEPTACLE | |
| C.O. | CONVENIENCE OUTLET | |
| R.C. | REMOTE CONNECTION | |
| S.W. | SWITCH | |
| P.H.S. | PERSONAL HALL STATION | |
| G.S.V. | GAS SOLENOID VALVE | |
| K.W. | KILOWATT | |
| M.P. | MOTOR HORSEPOWER | |
| A.M.P. | AMPERE | |
| A.F.F. | ABOVE FINISHED FLOOR | |
| N.I.F.C. | NOT IN FUTURE CONTRACT | |
| S.F. | OUT OF WALL | |
| E.T.H. | EXISTING TO REMAIN | |



PRINTS OF THIS DRAWING SHALL NOT BE USED FOR ANY PURPOSE WHATSOEVER WITHOUT THE SEAL AND SIGNATURE OF THE PROFESSIONAL ENGINEER.

| | |
|-------------|------------|
| PreBid RFIs | 2024-07-26 |
| Revisions: | Date: |

CONSULTANT

ARRAY architects, inc.
 ARRAY-ARCHITECTS.COM
 1 West Elm Street, Ste 400
 Conshohocken, PA 19428
 o: 610-270-0599
 f: 610-270-0995

Gordon
 PROGRAMMING AND PLANNING
 CIVIL ENGINEERING
 LANDSCAPE ARCHITECTURE
 SURVEY AND MAPPING
 SECURITY CONSULTING
 148 S. Queen St. Suite 201
 Martinsburg, WV 25401
 Phone: 304-725-8456
 www.gordon.us.com

ENGINEER OF RECORD

Miller-Remick LLC
 M.E.P. & Structural Engineering
 A Service Disabled Veteran Owned Small Business
 1010 KINGS HIGHWAY SOUTH
 CHERRY HILL, NEW JERSEY 08034
 PHONE: (856)429-4000
 FAX: (856)429-5002
 MR PROJECT NO: 0499-0124

MILLER-REMICK LLC
 PROFESSIONAL ENGINEER

Office of Construction and Facilities Management

VA U.S. Department of Veterans Affairs

Drawing Title
FOODSERVICE EQUIPMENT DRAWING PLAN - AREAS A & B

Phase
BID DOCUMENTS

Approved:

Project Title
CONSTRUCT NEW COMMUNITY LIVING CENTER (CLC)

Location
LEBANON, PENNSYLVANIA

Issue Date
2023-02-09

Checked
MDB

Drawn
JMB

Project Number
595-601

Building Number
CLC-1

Drawing Number
QC104