

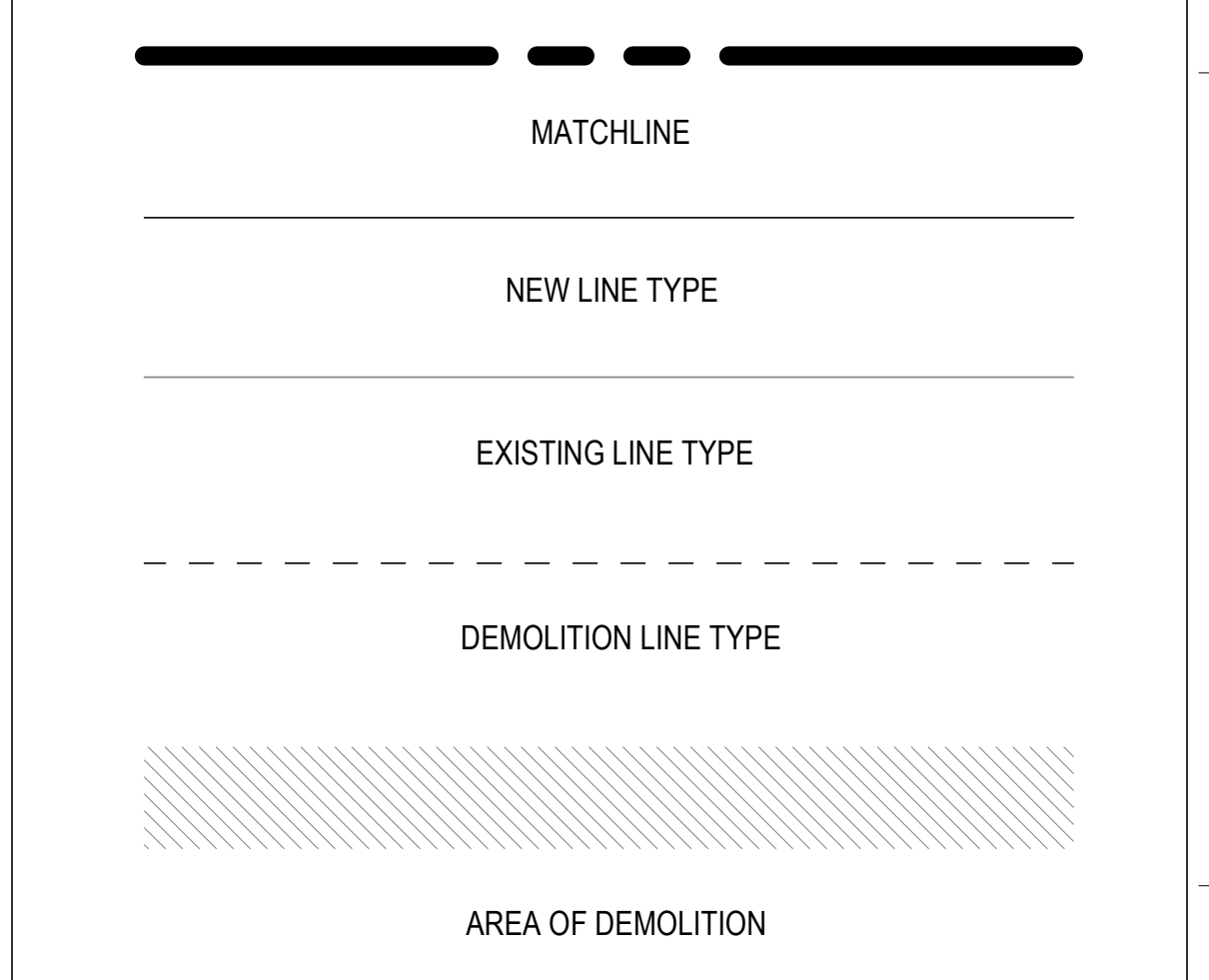
**GENERAL NOTES**

- A. REFER TO SPECIFICATIONS FOR FURTHER REQUIREMENTS IN THE SCOPE.
- B. REFER TO 'GC' SERIES SHEETS FOR WORK PHASING REQUIREMENTS.
- C. CONTRACTOR SHALL FIELD VERIFY EXISTING CONDITIONS AND REPORT ANY DISCREPANCIES TO THE VHA COR BEFORE PROCEEDING WITH WORK.
- D. REFER TO M-001 AND M-002 FOR ADDITIONAL GENERAL NOTES AND SYMBOLS.
- E. REFER TO HAZARDOUS MATERIAL SURVEY IN THE SPECIFICATIONS. DO NOT PROCEED WITH DEMOLITION OR DISTURBANCE OF ITEMS CONTAINING HAZARDOUS MATERIALS UNTIL ABATEMENT IN ACCORDANCE WITH HAZARDOUS MATERIAL ABATEMENT SPECIFICATIONS HAS BEEN PERFORMED.
- F. REFER TO G100-SERIES SHEETS FOR OVERALL LIFE SAFETY REFERENCE PLANS AND FOR LEGEND OF RATED WALL TYPES AS SHOWN ON MECHANICAL PLANS.
- G. REFER TO SPECIFICATIONS FOR SELECTIVE DEMOLITION AND REPAIR REQUIREMENTS AT EXISTING CONSTRUCTION AFFECTED BY NEW WORK (EG WALLS, CHASES, CEILING, ETC.). HOLES LEFT FROM DEMOLISHING PIPE THAT IS NOT REPLACED IN KIND SHALL BE PATCHED TO MATCH THE SURROUNDING CONDITIONS.
- H. REFER TO MECHANICAL DRAWINGS TO COORDINATE THE EXTENT OF PIPE DEMOLITION IN EACH LOCATION.
- I. HARD CEILING AND WALL FINISHES TO INCLUDE WALL MOUNTED ACCESSORIES (HANDRAILS/ GUARDRAILS, WALL BASE, ETC.) SHALL BE RESTORED TO MATCH EXISTING WALL FINISH SURFACE CONDITION AND ACCESSORY TYPE, PROFILE, COLOR, AND LOCATION(S). CEILING AND WALL SUBSTRATE REPAIR/RESTORATION SHALL ALIGN AND BE FLUSH WITH EXISTING SUBSTRATE SURFACES PRIOR TO FINAL FINISH APPLICATIONS. THERE SHALL BE NO VISIBLE INSTANCES/INDICATIONS OF EXISTING TO NEW WORK AREAS FOLLOWING NEW WORK.

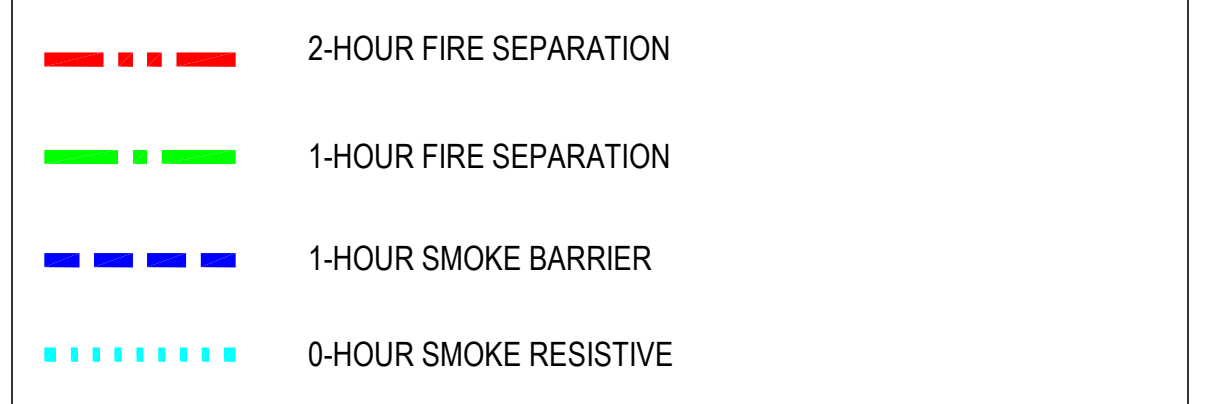
**KEYNOTES**

- 1 AREA CURRENTLY UNDER RENOVATION IN SEPARATE PROJECT. FIELD VERIFY LOCATION OF PIPE RISERS TO BE REPLACED (REF MECHANICAL) ONCE SAID PROJECT IS COMPLETE. DEMOLISH ONLY PORTION OF WALL REQUIRED TO REMOVE AND REPLACE PIPING. REPLACE WALL WITH SIMILAR CONSTRUCTION TO LIKE NEW CONDITION. EXPAND AS REQUIRED TO ACCOMMODATE NEW PIPING, UP TO DIMENSIONS SHOWN. FIELD VERIFY EXISTING CONSTRUCTION ON SITE AND USE SIMILAR CONSTRUCTION FOR NEW WALLS. IF DEDUCT ALTERNATE #1 IS ACCEPTED, EXISTING PIPING IS TO REMAIN; EXCLUDE THE COST AND SCOPE OF SUPPORTING CUT AND PATCH.

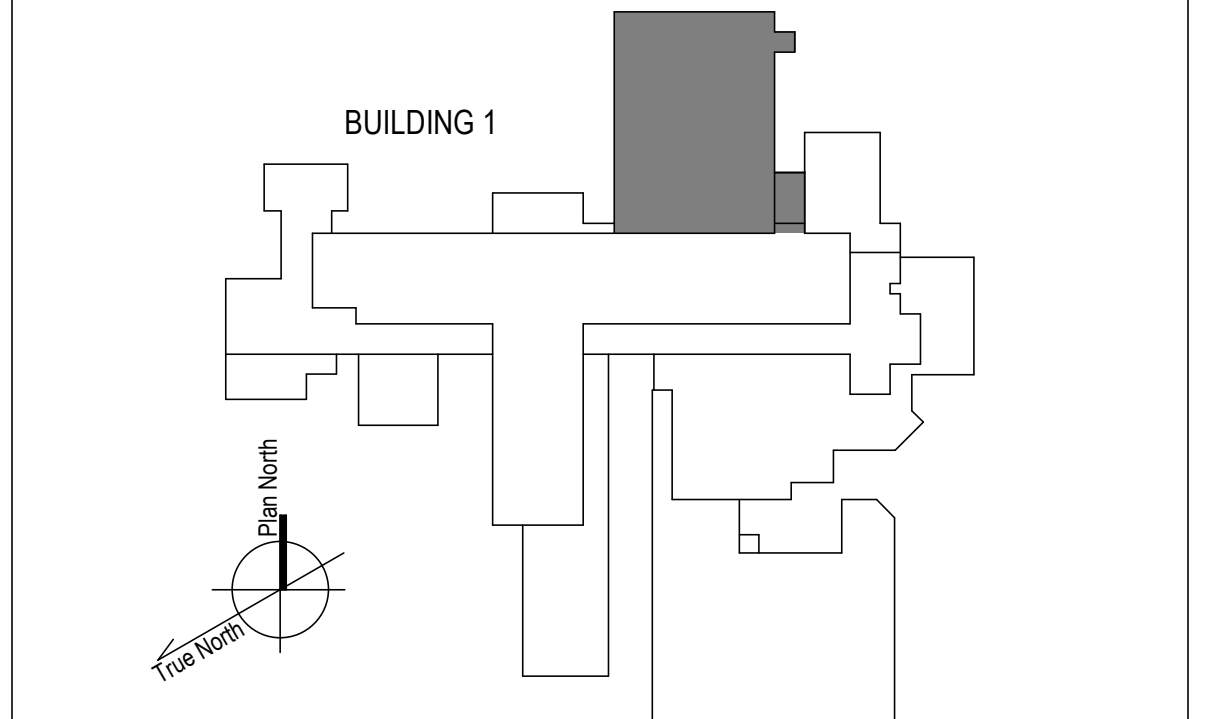
**LINE TYPE LEGEND**



**FIRE-RESISTIVE RATED WALL TYPE LEGEND**



**KEY PLAN**



1 1ST FLOOR - NORTH ARCHITECTURE PLAN  
1/8" = 1'-0"

100% CONSTRUCTION DOCUMENTS - REV 1	09/30/2024
Issued:	Date:

**CONSULTANTS:**

**ARCHITECT/ENGINEERS:**

**VALHALLA ENGINEERING GROUP, LLC**

750 W HAMPTDEN AVE  
SUITE 300  
ENGLEWOOD, CO 80110  
(720) 550-8307  
WWW.VALHALLAENGINEERING.COM

VEG 20.14

**STAMP:**

PROFESSIONAL ENGINEER  
MITCH BIBLE  
ENGINEER  
PE092820  
10/01/2024

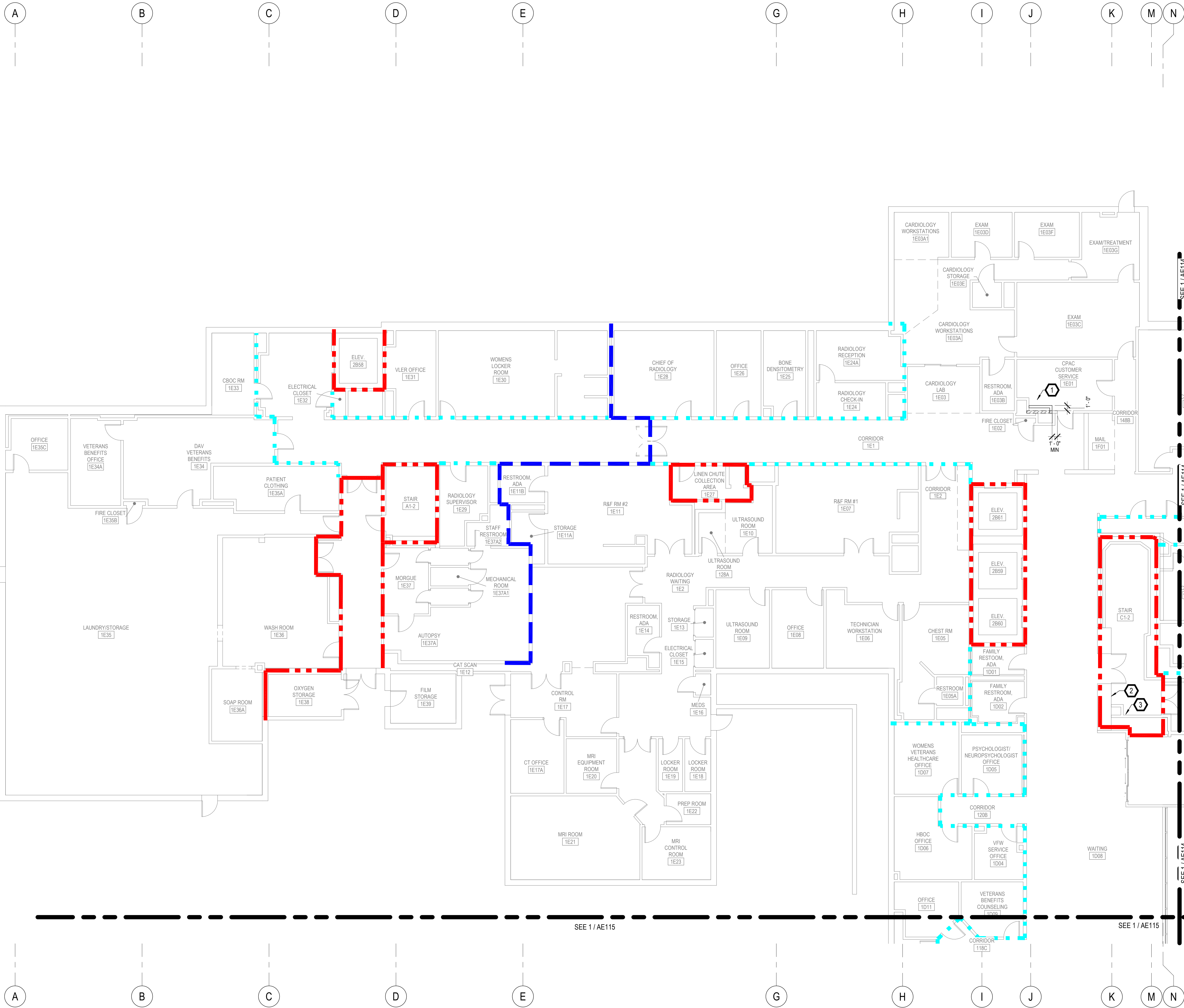


Drawing Title  
**PLAN NORTH 1ST FLOOR ARCHITECTURAL PLAN**

Approved: Project Director

Phase  
**100% CONSTRUCTION DOCUMENT**

Project Title <b>REPLACE STEAM SYSTEMS</b>	Project Number <b>503-19-112</b>
Location 2907 PLEASANT VALLEY BLVD ALTOONA, PA 16602	Building Number <b>1</b>
Issue Date <b>09/30/2024</b>	Checked <b>TW</b>
Drawn <b>AW</b>	Drawing Number <b>AE112</b>



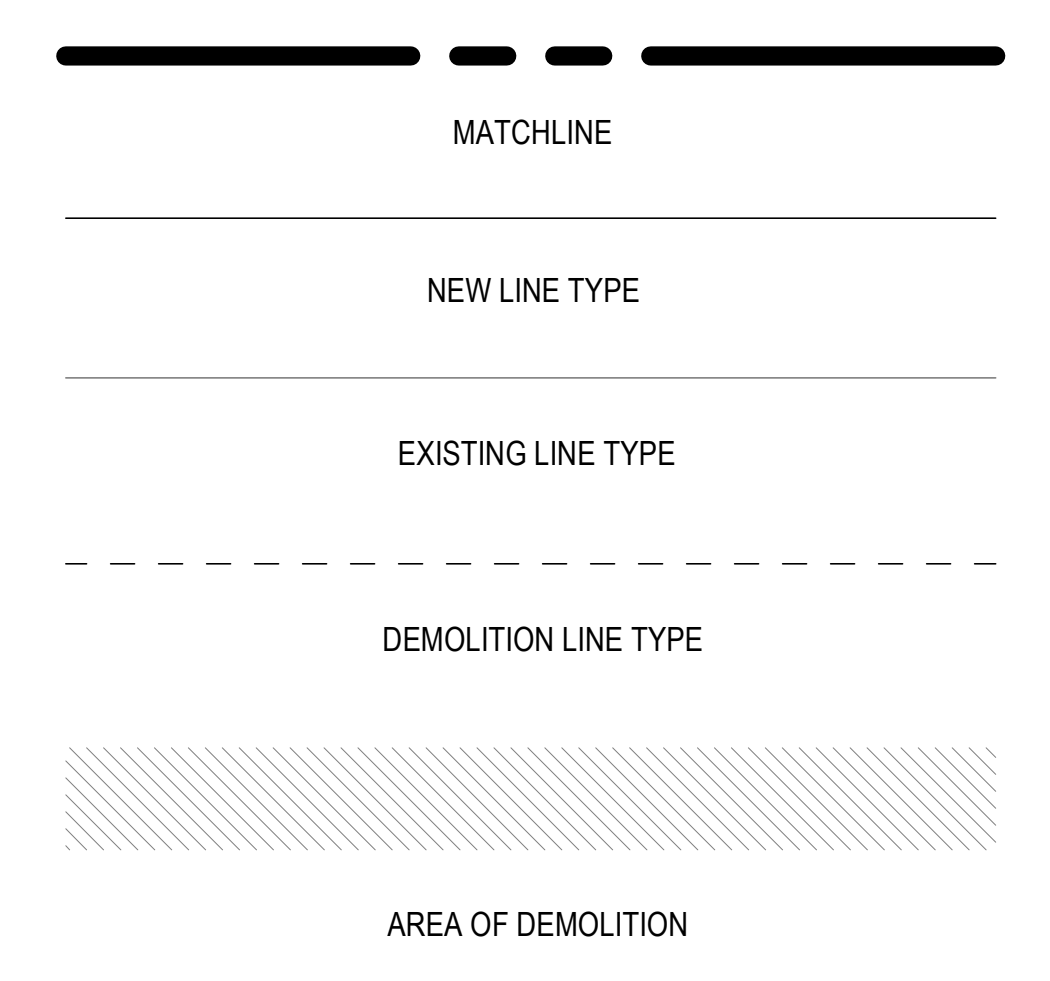
**GENERAL NOTES**

- A. REFER TO SPECIFICATIONS FOR FURTHER REQUIREMENTS IN THE SCOPE.
- B. REFER TO 'GC' SERIES SHEETS FOR WORK PHASING REQUIREMENTS.
- C. CONTRACTOR SHALL FIELD VERIFY EXISTING CONDITIONS AND REPORT ANY DISCREPANCIES TO THE VHA COR BEFORE PROCEEDING WITH WORK.
- D. REFER TO M-001 AND M-002 FOR ADDITIONAL GENERAL NOTES AND SYMBOLS.
- E. REFER TO HAZARDOUS MATERIAL SURVEY IN THE SPECIFICATIONS. DO NOT PROCEED WITH DEMOLITION OR DISTURBANCE OF ITEMS CONTAINING HAZARDOUS MATERIALS UNTIL ABATEMENT IN ACCORDANCE WITH HAZARDOUS MATERIAL ABATEMENT SPECIFICATIONS HAS BEEN PERFORMED.
- F. REFER TO G100-SERIES SHEETS FOR OVERALL LIFE SAFETY REFERENCE PLANS AND FOR LEGEND OF RATED WALL TYPES AS SHOWN ON MECHANICAL PLANS.
- G. REFER TO SPECIFICATIONS FOR SELECTIVE DEMOLITION AND REPAIR REQUIREMENTS AT EXISTING CONSTRUCTION AFFECTED BY NEW WORK (EG WALLS, CHASES, CEILING, ETC.). HOLES LEFT FROM DEMOLISHING PIPE THAT IS NOT REPLACED IN KIND SHALL BE PATCHED TO MATCH THE SURROUNDING CONDITIONS.
- H. REFER TO MECHANICAL DRAWINGS TO COORDINATE THE EXTENT OF PIPE DEMOLITION IN EACH LOCATION.
- I. HARD CEILING AND WALL FINISHES TO INCLUDE WALL MOUNTED ACCESSORIES (HANDRAILS/ GUARDRAILS, WALL BASE, ETC.) SHALL BE RESTORED TO MATCH EXISTING WALL FINISH SURFACE CONDITION AND ACCESSORY TYPE, PROFILE, COLOR, AND LOCATION(S). CEILING AND WALL SUBSTRATE REPAIR/RESTORATION SHALL ALIGN AND BE FLUSH WITH EXISTING SUBSTRATE SURFACES PRIOR TO FINAL FINISH APPLICATIONS. THERE SHALL BE NO VISIBLE INSTANCES/INDICATIONS OF EXISTING TO NEW WORK AREAS FOLLOWING NEW WORK.

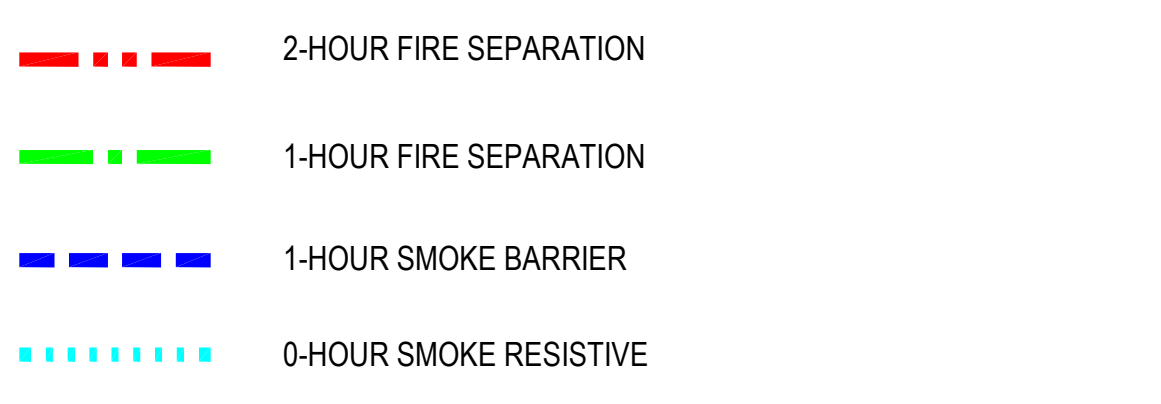
**KEYNOTES**

- 1 DEMOLISH ONLY PORTION OF WALL REQUIRED TO REMOVE AND REPLACE PIPING. REPLACE WALL WITH SIMILAR CONSTRUCTION TO LIKE NEW CONDITION. EXPAND AS REQUIRED TO ACCOMMODATE NEW PIPING, UP TO DIMENSIONS SHOWN. FIELD VERIFY EXISTING CONSTRUCTION ON SITE AND USE SIMILAR CONSTRUCTION FOR NEW WALLS.
- 2 INSTALL FIRE RATED ACCESS PANEL IN CEILING FOR CAPPING OF RADIATOR PIPE IN FLOOR ABOVE.
- 3 DEMOLISH ONLY PORTION OF WALL REQUIRED TO REMOVE AND REPLACE PIPING. REPLACE WALL WITH SIMILAR CONSTRUCTION TO LIKE NEW CONDITION. EXPAND AS REQUIRED TO ACCOMMODATE NEW PIPING, UP TO DIMENSIONS SHOWN. FIELD VERIFY EXISTING CONSTRUCTION ON SITE AND USE SIMILAR CONSTRUCTION FOR NEW WALLS.

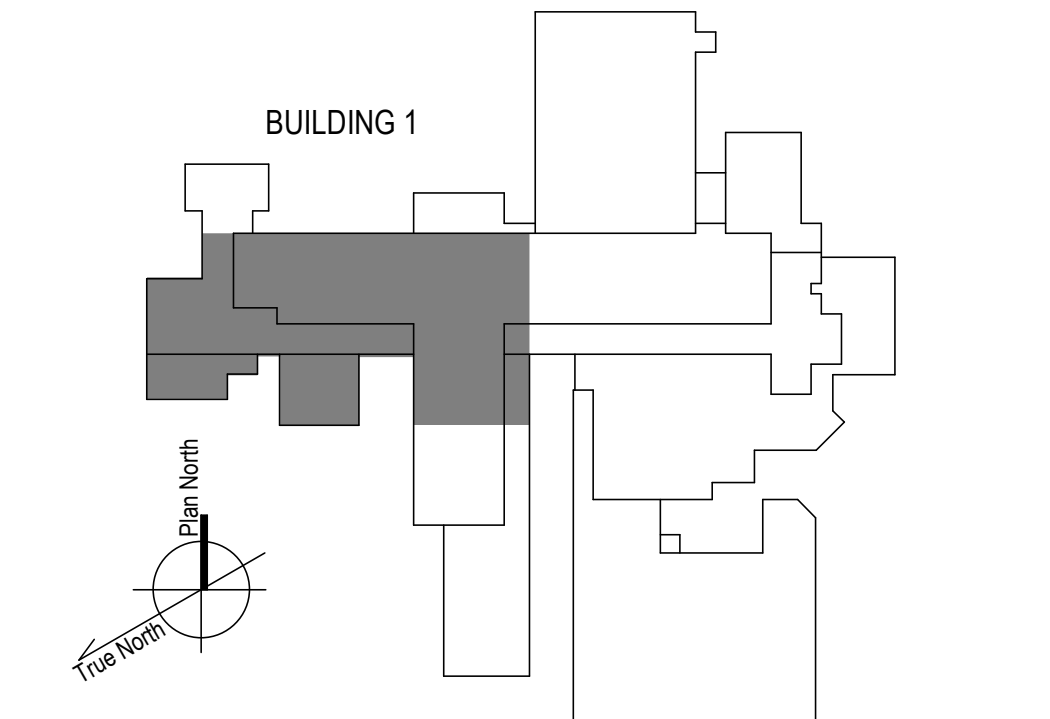
**LINE TYPE LEGEND**



**FIRE-RESISTIVE RATED WALL TYPE LEGEND**

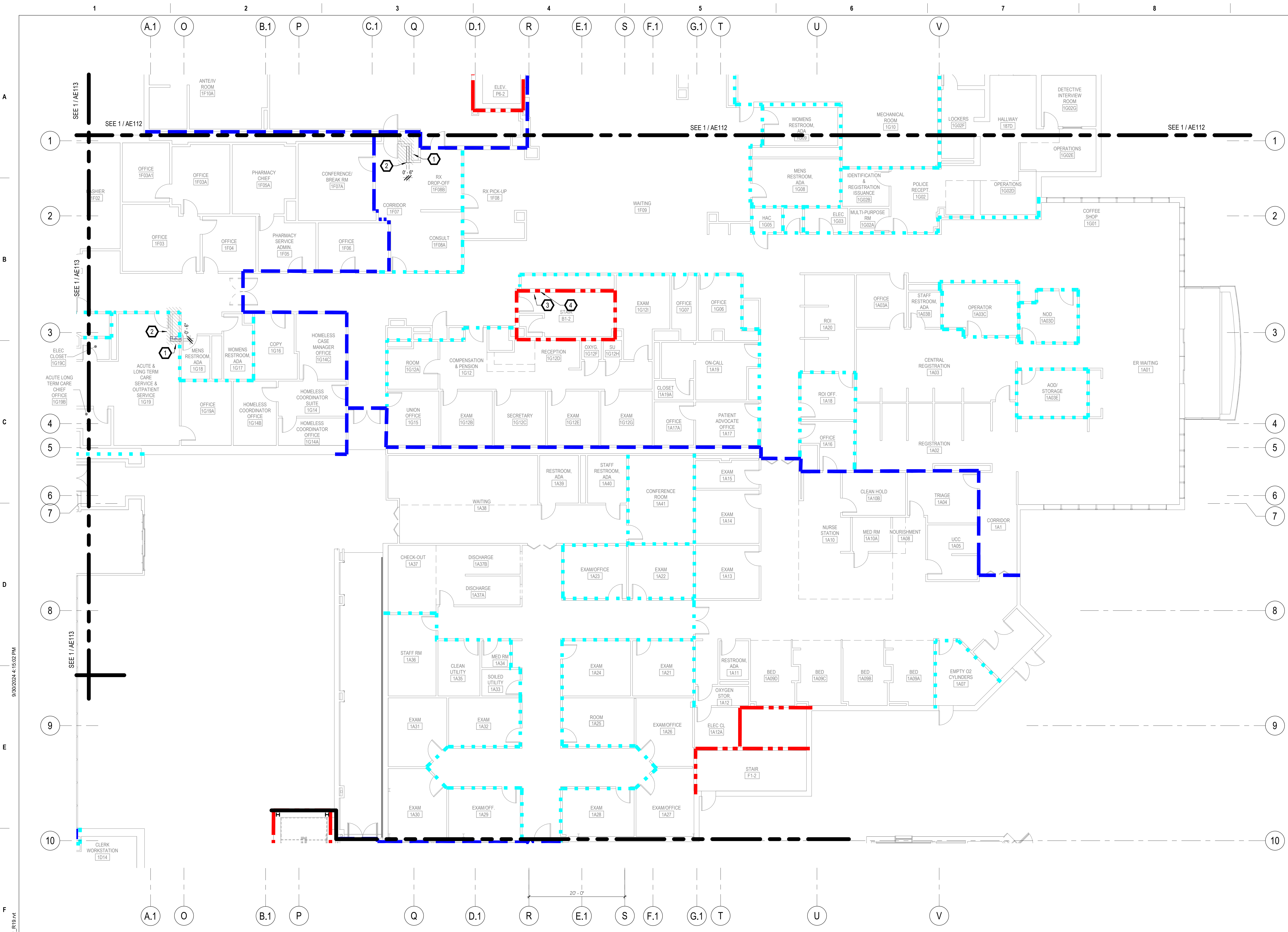


**KEY PLAN**



1 1ST FLOOR - WEST ARCHITECTURE PLAN  
1/8" = 1'-0"

100% CONSTRUCTION DOCUMENTS - REV 1	09/30/2024	CONSULTANTS:	ARCHITECT/ENGINEERS: <b>VALHALLA ENGINEERING GROUP, LLC</b> 750 W HAMPODEN AVE SUITE 300 ENGLEWOOD, CO 80110 (720) 550-8307 WWW.VALHALLAENGINEERING.COM	STAMP: 		Drawing Title <b>PLAN WEST 1ST FLOOR ARCHITECTURAL PLAN</b>	Phase <b>100% CONSTRUCTION DOCUMENT</b>	Project Title <b>REPLACE STEAM SYSTEMS</b>	Project Number <b>503-19-112</b>
	Issued:					Date:	Approved: Project Director	Location 2907 PLEASANT VALLEY BLVD ALTOONA, PA 16602	Issue Date 09/30/2024



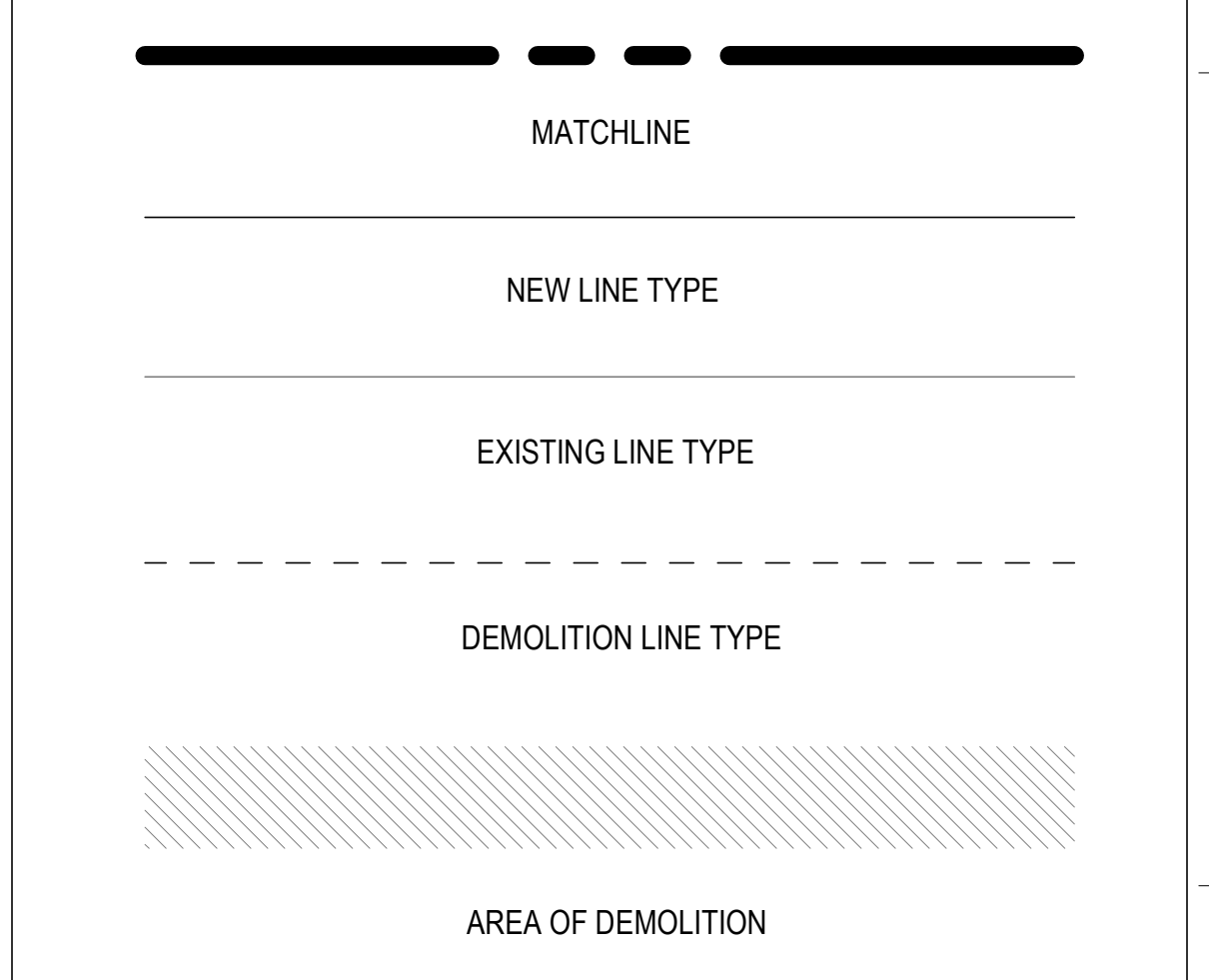
**GENERAL NOTES**

- A. REFER TO SPECIFICATIONS FOR FURTHER REQUIREMENTS IN THE SCOPE.
- B. REFER TO 'GC' SERIES SHEETS FOR WORK PHASING REQUIREMENTS.
- C. CONTRACTOR SHALL FIELD VERIFY EXISTING CONDITIONS AND REPORT ANY DISCREPANCIES TO THE VHA COR BEFORE PROCEEDING WITH WORK.
- D. REFER TO M-001 AND M-002 FOR ADDITIONAL GENERAL NOTES AND SYMBOLS.
- E. REFER TO HAZARDOUS MATERIAL SURVEY IN THE SPECIFICATIONS. DO NOT PROCEED WITH DEMOLITION OR DISTURBANCE OF ITEMS CONTAINING HAZARDOUS MATERIALS UNTIL ABATEMENT IN ACCORDANCE WITH HAZARDOUS MATERIAL ABATEMENT SPECIFICATIONS HAS BEEN PERFORMED.
- F. REFER TO G100-SERIES SHEETS FOR OVERALL LIFE SAFETY REFERENCE PLANS AND FOR LEGEND OF RATED WALL TYPES AS SHOWN ON MECHANICAL PLANS.
- G. REFER TO SPECIFICATIONS FOR SELECTIVE DEMOLITION AND REPAIR REQUIREMENTS AT EXISTING CONSTRUCTION AFFECTED BY NEW WORK (EG WALLS, CHASES, CEILINGS, ETC.). HOLES LEFT FROM DEMOLISHING PIPE THAT IS NOT REPLACED IN KIND SHALL BE PATCHED TO MATCH THE SURROUNDING CONDITIONS.
- H. REFER TO MECHANICAL DRAWINGS TO COORDINATE THE EXTENT OF PIPE DEMOLITION IN EACH LOCATION.
- I. HARD CEILING AND WALL FINISHES TO INCLUDE WALL MOUNTED ACCESSORIES (HANDRAILS/ GUARDRAILS, WALL BASE, ETC.) SHALL BE RESTORED TO MATCH EXISTING WALL FINISH SURFACE CONDITION AND ACCESSORY TYPE, PROFILE, COLOR, AND LOCATION(S). CEILING AND WALL SUBSTRATE REPAIR/RESTORATION SHALL ALIGN AND BE FLUSH WITH EXISTING SUBSTRATE SURFACES PRIOR TO FINAL FINISH APPLICATIONS. THERE SHALL BE NO VISIBLE INSTANCES/INDICATIONS OF EXISTING TO NEW WORK AREAS FOLLOWING NEW WORK.

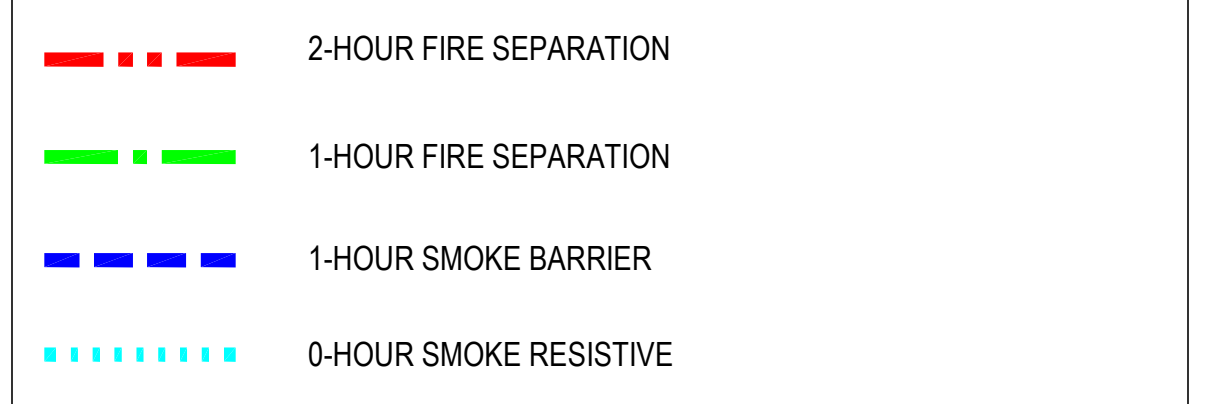
**KEYNOTES**

- 1 DEMOLISH ONLY PORTION OF WALL REQUIRED TO REMOVE AND REPLACE PIPING. REPLACE WALL WITH SIMILAR CONSTRUCTION TO LIKE NEW CONDITION. EXPAND AS REQUIRED TO ACCOMMODATE NEW PIPING, UP TO DIMENSIONS SHOWN. FIELD VERIFY EXISTING CONSTRUCTION ON SITE AND USE SIMILAR CONSTRUCTION FOR NEW WALLS.
- 2 ALIGN NEW PARTITION TO EXISTING WALL.
- 3 INSTALL FIRE RATED ACCESS PANEL IN CEILING FOR CAPPING OF RADIATOR PIPE IN FLOOR ABOVE.
- 4 PATCH AND REPAIR TILE FLOOR AND WALL TO LIKE NEW CONDITION AS NECESSARY FROM WORK ON RADIATOR.

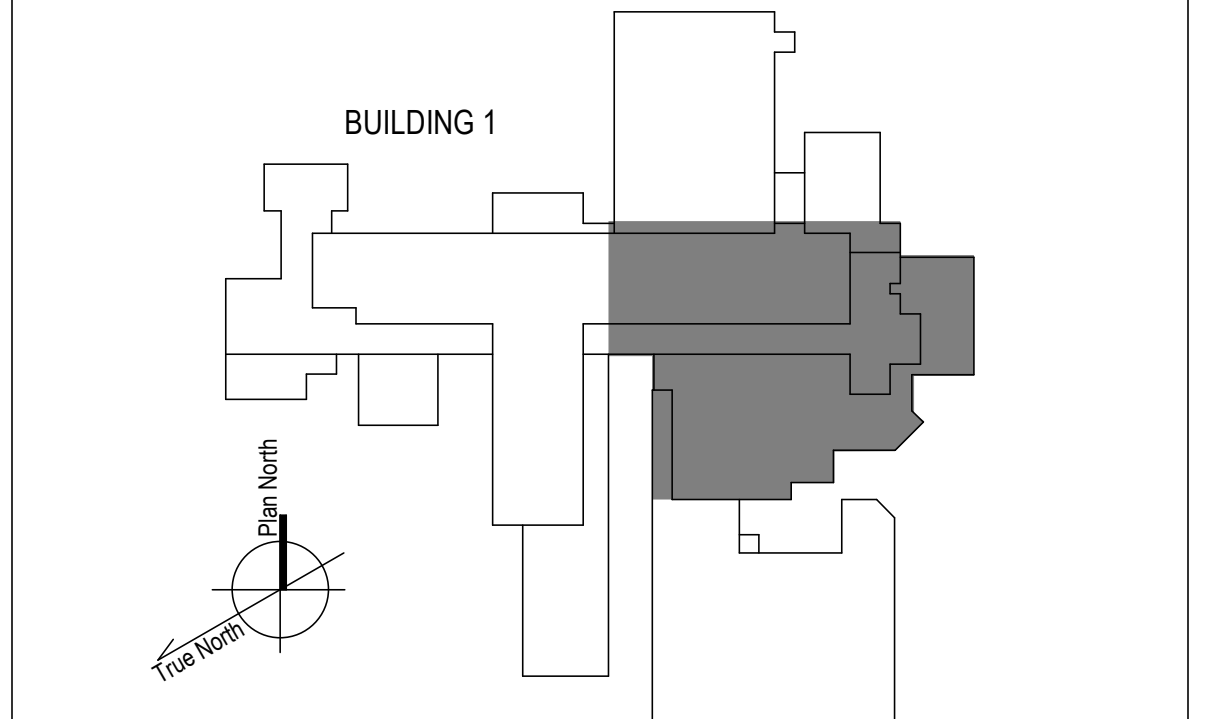
**LINE TYPE LEGEND**



**FIRE-RESISTIVE RATED WALL TYPE LEGEND**



**KEY PLAN**



1 1ST FLOOR - EAST ARCHITECTURE PLAN  
1/8" = 1'-0"

100% CONSTRUCTION DOCUMENTS - REV 1	09/30/2024
Issued:	Date:

**CONSULTANTS:**

**ARCHITECT/ENGINEERS:**  
**VALHALLA ENGINEERING GROUP, LLC**  
 750 W HAMPODEN AVE  
 SUITE 300  
 ENGLEWOOD, CO 80110  
 (720) 560-8007  
 WWW.VALHALLAENGINEERING.COM  
 VEG 20.14

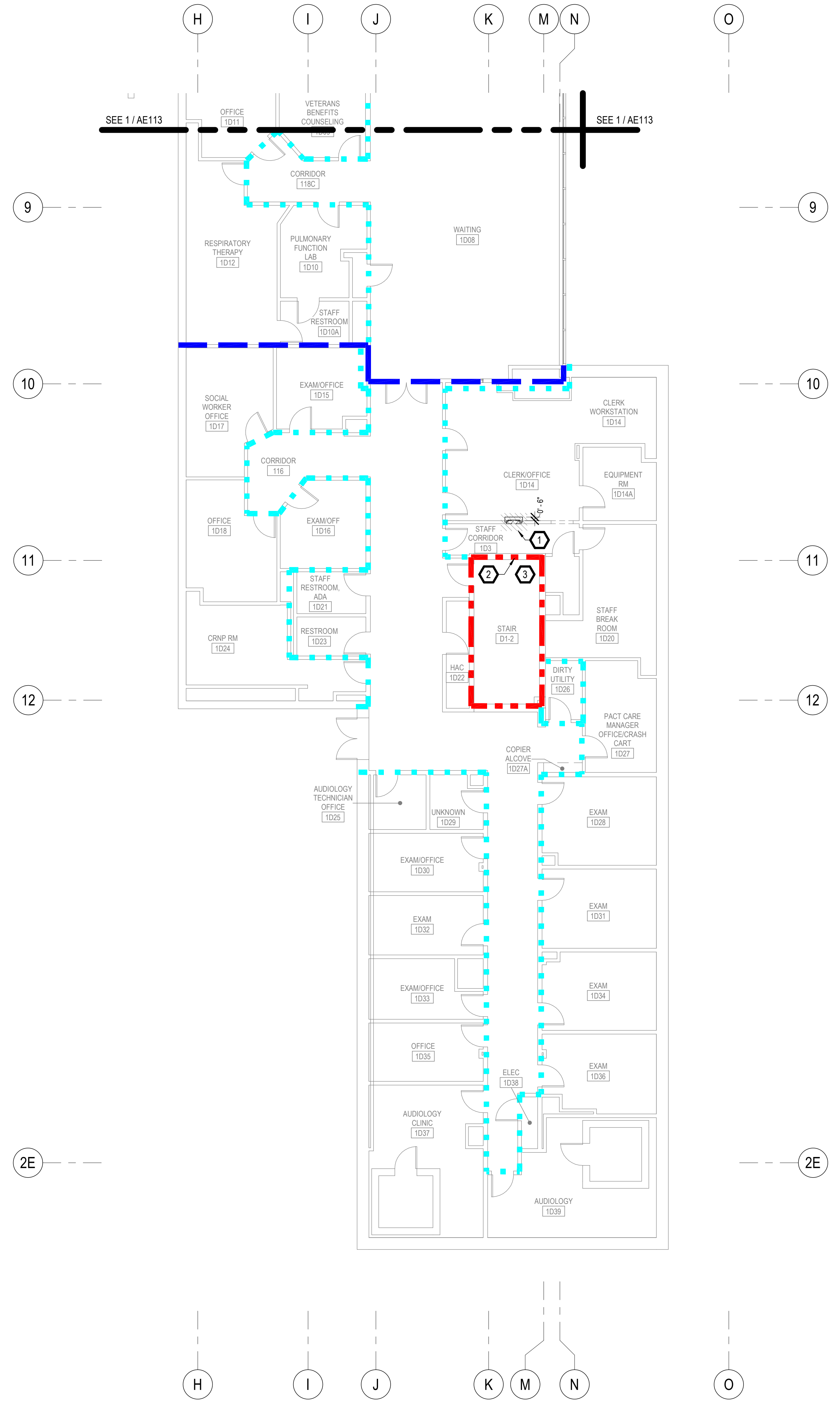
**STAMP:**  
 REGISTERED PROFESSIONAL ENGINEER  
 MITCH BIBLE  
 ENGINEER  
 PE092820  
 10/01/2024



**Drawing Title**  
 PLAN EAST 1ST FLOOR ARCHITECTURAL PLAN  
**Approved:** Project Director

**Phase**  
 100% CONSTRUCTION DOCUMENT

<b>Project Title</b> REPLACE STEAM SYSTEMS	<b>Project Number</b> 503-19-112
<b>Location</b> 2907 PLEASANT VALLEY BLVD ALTOONA, PA 16602	<b>Building Number</b> 1
<b>Issue Date</b> 09/30/2024	<b>Checked</b> TW
<b>Drawn</b> AW	<b>Drawing Number</b> AE114

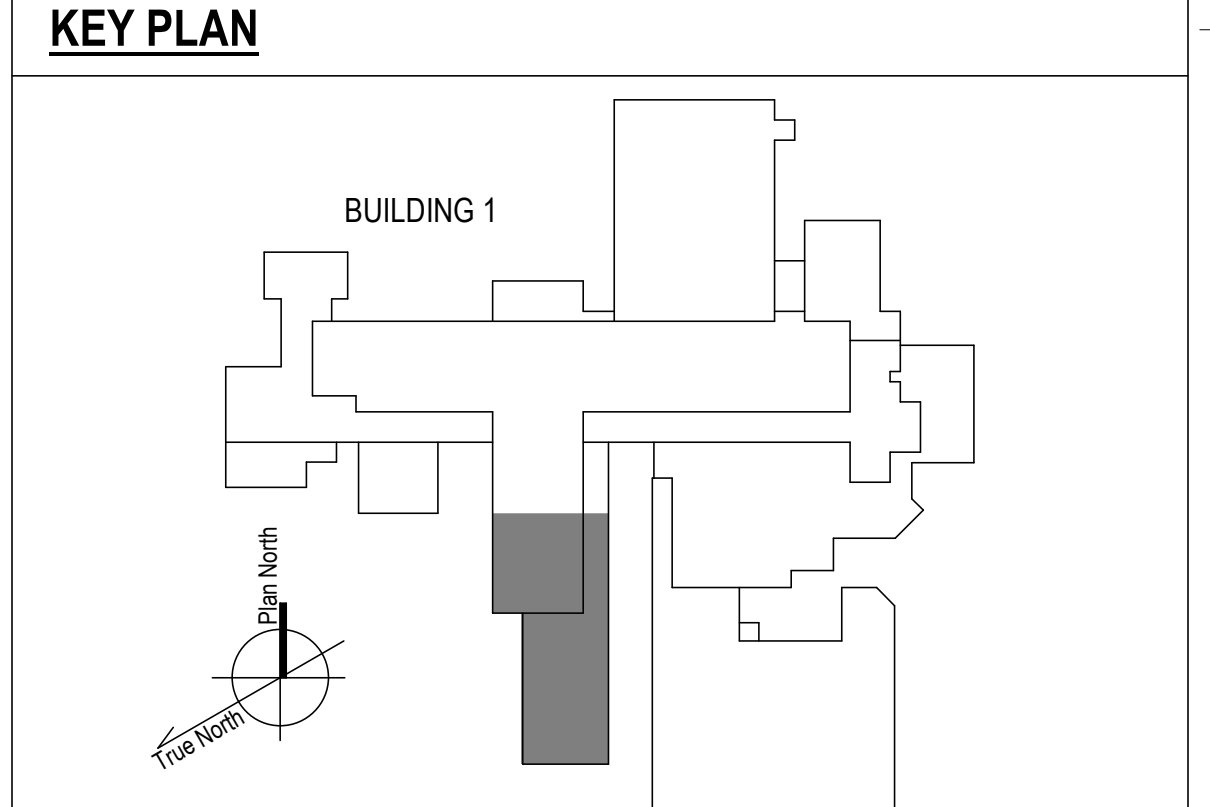
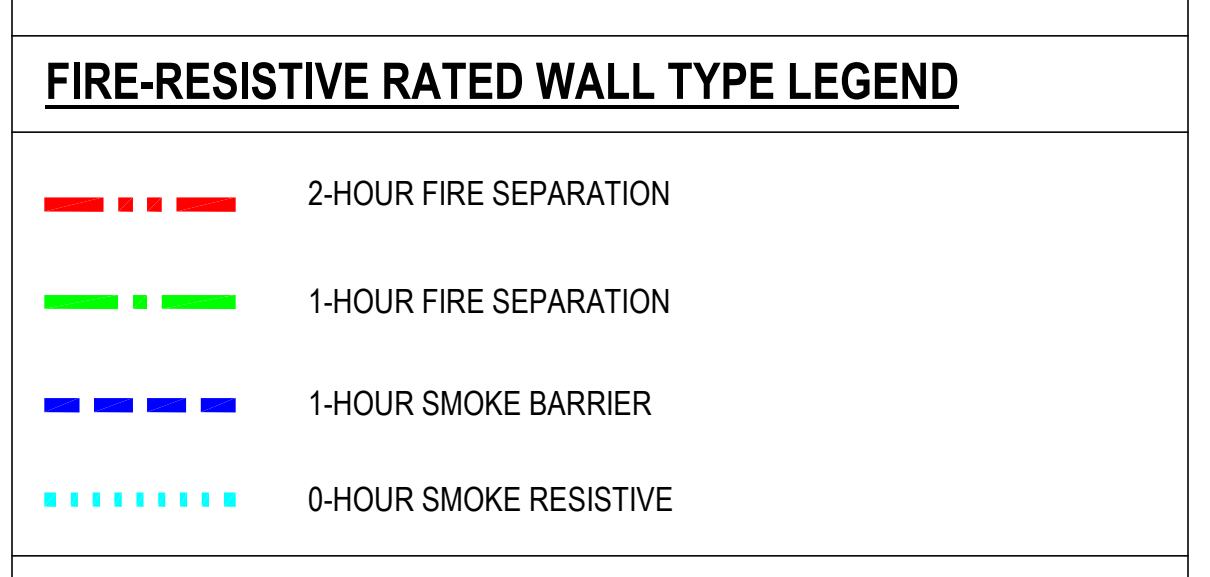
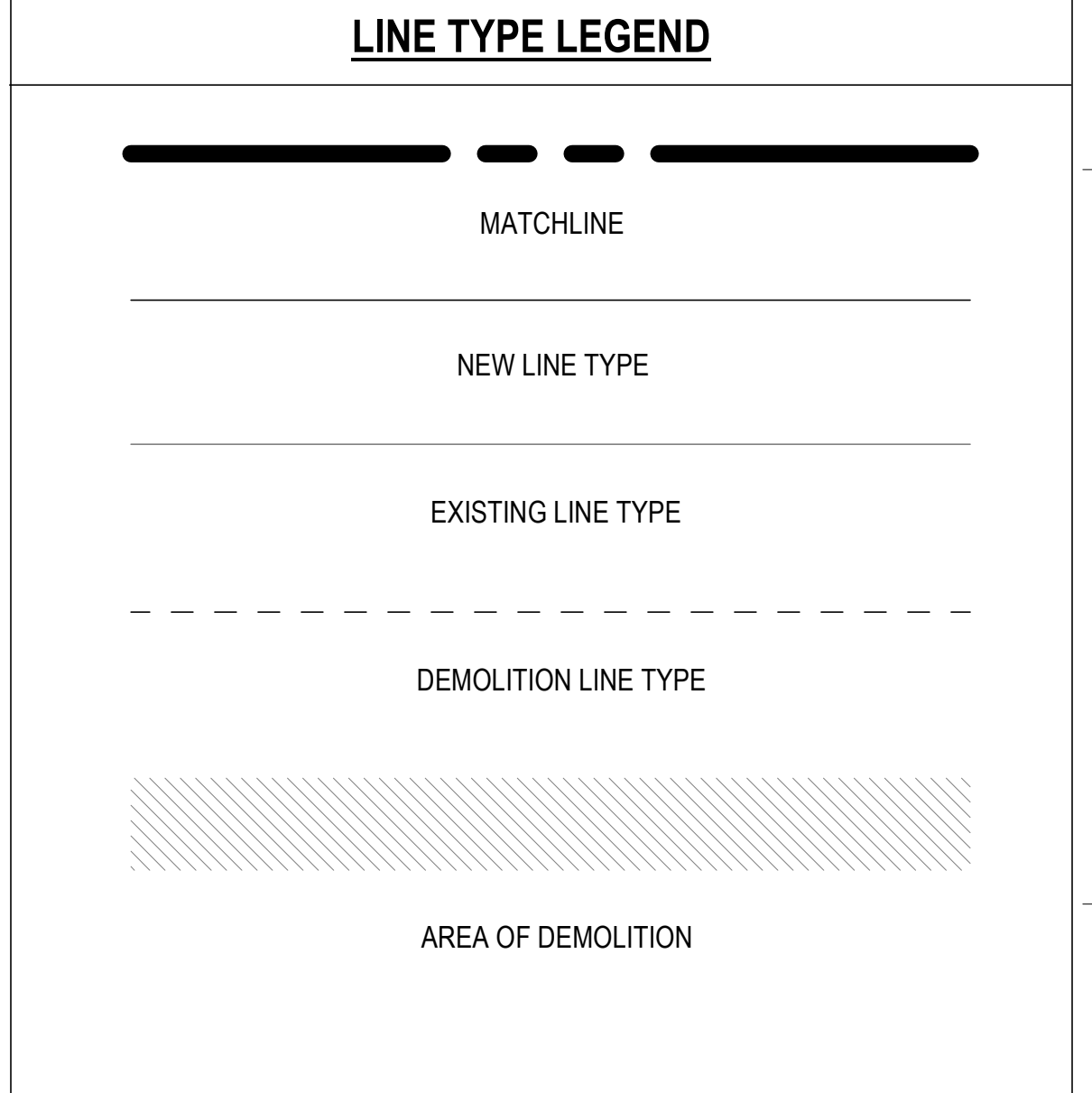


**GENERAL NOTES**

- REFER TO SPECIFICATIONS FOR FURTHER REQUIREMENTS IN THE SCOPE.
- REFER TO 'GC' SERIES SHEETS FOR WORK PHASING REQUIREMENTS.
- CONTRACTOR SHALL FIELD VERIFY EXISTING CONDITIONS AND REPORT ANY DISCREPANCIES TO THE VHA COR BEFORE PROCEEDING WITH WORK.
- REFER TO M-001 AND M-002 FOR ADDITIONAL GENERAL NOTES AND SYMBOLS.
- REFER TO HAZARDOUS MATERIAL SURVEY IN THE SPECIFICATIONS. DO NOT PROCEED WITH DEMOLITION OR DISTURBANCE OF ITEMS CONTAINING HAZARDOUS MATERIALS UNTIL ABATEMENT IN ACCORDANCE WITH HAZARDOUS MATERIAL ABATEMENT SPECIFICATIONS HAS BEEN PERFORMED.
- REFER TO G100-SERIES SHEETS FOR OVERALL LIFE SAFETY REFERENCE PLANS AND FOR LEGEND OF RATED WALL TYPES AS SHOWN ON MECHANICAL PLANS.
- REFER TO SPECIFICATIONS FOR SELECTIVE DEMOLITION AND REPAIR REQUIREMENTS AT EXISTING CONSTRUCTION AFFECTED BY NEW WORK (EG WALLS, CHASES, CEILINGS, ETC.). HOLES LEFT FROM DEMOLISHING PIPE THAT IS NOT REPLACED IN KIND SHALL BE PATCHED TO MATCH THE SURROUNDING CONDITIONS.
- REFER TO MECHANICAL DRAWINGS TO COORDINATE THE EXTENT OF PIPE DEMOLITION IN EACH LOCATION.
- HARD CEILING AND WALL FINISHES TO INCLUDE WALL MOUNTED ACCESSORIES (HANDRAILS/ GUARDRAILS, WALL BASE, ETC.) SHALL BE RESTORED TO MATCH EXISTING WALL FINISH SURFACE CONDITION AND ACCESSORY TYPE, PROFILE, COLOR, AND LOCATION(S). CEILING AND WALL SUBSTRATE REPAIR/RESTORATION SHALL ALIGN AND BE FLUSH WITH EXISTING SUBSTRATE SURFACES PRIOR TO FINAL FINISH APPLICATIONS. THERE SHALL BE NO VISIBLE INSTANCES/INDICATIONS OF EXISTING TO NEW WORK AREAS FOLLOWING NEW WORK.

**KEYNOTES**

- DEMOLISH ONLY PORTION OF WALL REQUIRED TO REMOVE AND REPLACE PIPING. REPLACE WALL WITH SIMILAR CONSTRUCTION TO LIKE NEW CONDITION. FIELD VERIFY EXISTING CONSTRUCTION ON SITE AND USE SIMILAR CONSTRUCTION FOR NEW WALLS.
- PATCH AND REPAIR TILE FLOOR AND WALL TO LIKE NEW CONDITION AS NECESSARY FROM WORK ON RADIATOR.
- INSTALL FIRE RATED ACCESS PANEL IN CEILING FOR CAPPING OF RADIATOR PIPE IN FLOOR ABOVE.



100% CONSTRUCTION DOCUMENTS - REV 1	09/30/2024	<b>CONSULTANTS:</b>	<b>ARCHITECT/ENGINEERS:</b>	<b>STAMP:</b>	Drawing Title	Phase	Project Title	Project Number	
			<b>VALHALLA ENGINEERING GROUP, LLC</b>		<b>PLAN SOUTHWEST 1ST FLOOR ARCHITECTURAL PLAN</b>	<b>100% CONSTRUCTION DOCUMENT</b>	<b>REPLACE STEAM SYSTEMS</b>	<b>503-19-112</b>	
			750 W HAMPTDEN AVE SUITE 300 ENGLEWOOD, CO 80110 (720) 550-6307 WWW.VALHALLAENGINEERING.COM		Approved: Project Director		Location	Drawing Number	
			VEG 20.14				2907 PLEASANT VALLEY BLVD ALTOONA, PA 16602	<b>AE115</b>	
Issued:	Date:						Issue Date	Checked	Drawn
							09/30/2024	TW	AW

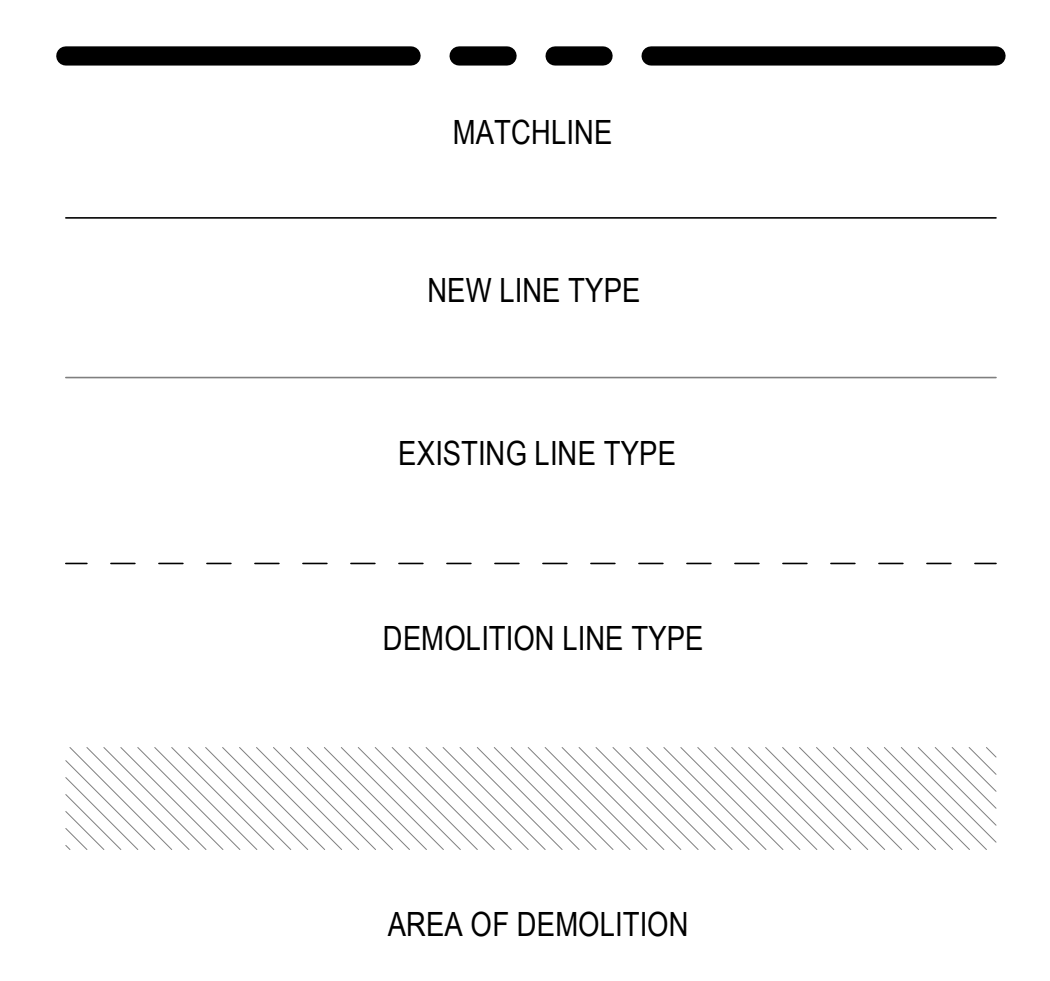
**GENERAL NOTES**

- A. REFER TO SPECIFICATIONS FOR FURTHER REQUIREMENTS IN THE SCOPE.
- B. REFER TO 'GC' SERIES SHEETS FOR WORK PHASING REQUIREMENTS.
- C. CONTRACTOR SHALL FIELD VERIFY EXISTING CONDITIONS AND REPORT ANY DISCREPANCIES TO THE VHA COR BEFORE PROCEEDING WITH WORK.
- D. REFER TO M-001 AND M-002 FOR ADDITIONAL GENERAL NOTES AND SYMBOLS.
- E. REFER TO HAZARDOUS MATERIAL SURVEY IN THE SPECIFICATIONS. DO NOT PROCEED WITH DEMOLITION OR DISTURBANCE OF ITEMS CONTAINING HAZARDOUS MATERIALS UNTIL ABATEMENT IN ACCORDANCE WITH HAZARDOUS MATERIAL ABATEMENT SPECIFICATIONS HAS BEEN PERFORMED.
- F. REFER TO G100-SERIES SHEETS FOR OVERALL LIFE SAFETY REFERENCE PLANS AND FOR LEGEND OF RATED WALL TYPES AS SHOWN ON MECHANICAL PLANS.
- G. REFER TO SPECIFICATIONS FOR SELECTIVE DEMOLITION AND REPAIR REQUIREMENTS AT EXISTING CONSTRUCTION AFFECTED BY NEW WORK (EG WALLS, CHASES, CEILINGS, ETC.). HOLES LEFT FROM DEMOLISHING PIPE THAT IS NOT REPLACED IN KIND SHALL BE PATCHED TO MATCH THE SURROUNDING CONDITIONS.
- H. REFER TO MECHANICAL DRAWINGS TO COORDINATE THE EXTENT OF PIPE DEMOLITION IN EACH LOCATION.
- I. HARD CEILING AND WALL FINISHES TO INCLUDE WALL MOUNTED ACCESSORIES (HANDRAILS/ GUARDRAILS, WALL BASE, ETC.) SHALL BE RESTORED TO MATCH EXISTING WALL FINISH SURFACE CONDITION AND ACCESSORY TYPE, PROFILE, COLOR, AND LOCATION(S). CEILING AND WALL SUBSTRATE REPAIR/RESTORATION SHALL ALIGN AND BE FLUSH WITH EXISTING SUBSTRATE SURFACES PRIOR TO FINAL FINISH APPLICATIONS. THERE SHALL BE NO VISIBLE INSTANCES/INDICATIONS OF EXISTING TO NEW WORK AREAS FOLLOWING NEW WORK.

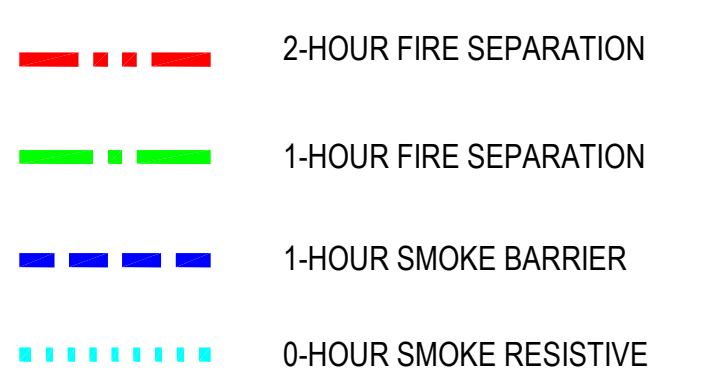
**KEYNOTES**

- 1 ALIGN NEW PARTITION TO EXISTING WALL.
- 2 DEMOLISH ONLY PORTION OF WALL REQUIRED TO REMOVE AND REPLACE PIPING. REPLACE WALL WITH SIMILAR CONSTRUCTION TO LIKE NEW CONDITION. EXPAND AS REQUIRED TO ACCOMMODATE NEW PIPING, UP TO DIMENSIONS SHOWN. FIELD VERIFY EXISTING CONSTRUCTION ON SITE AND USE SIMILAR CONSTRUCTION FOR NEW WALLS. IF DEDUCT ALTERNATE # 1 IS ACCEPTED, EXISTING PIPING IS TO REMAIN. EXCLUDE THE COST AND SCOPE OF SUPPORTING CUT AND PATCH.

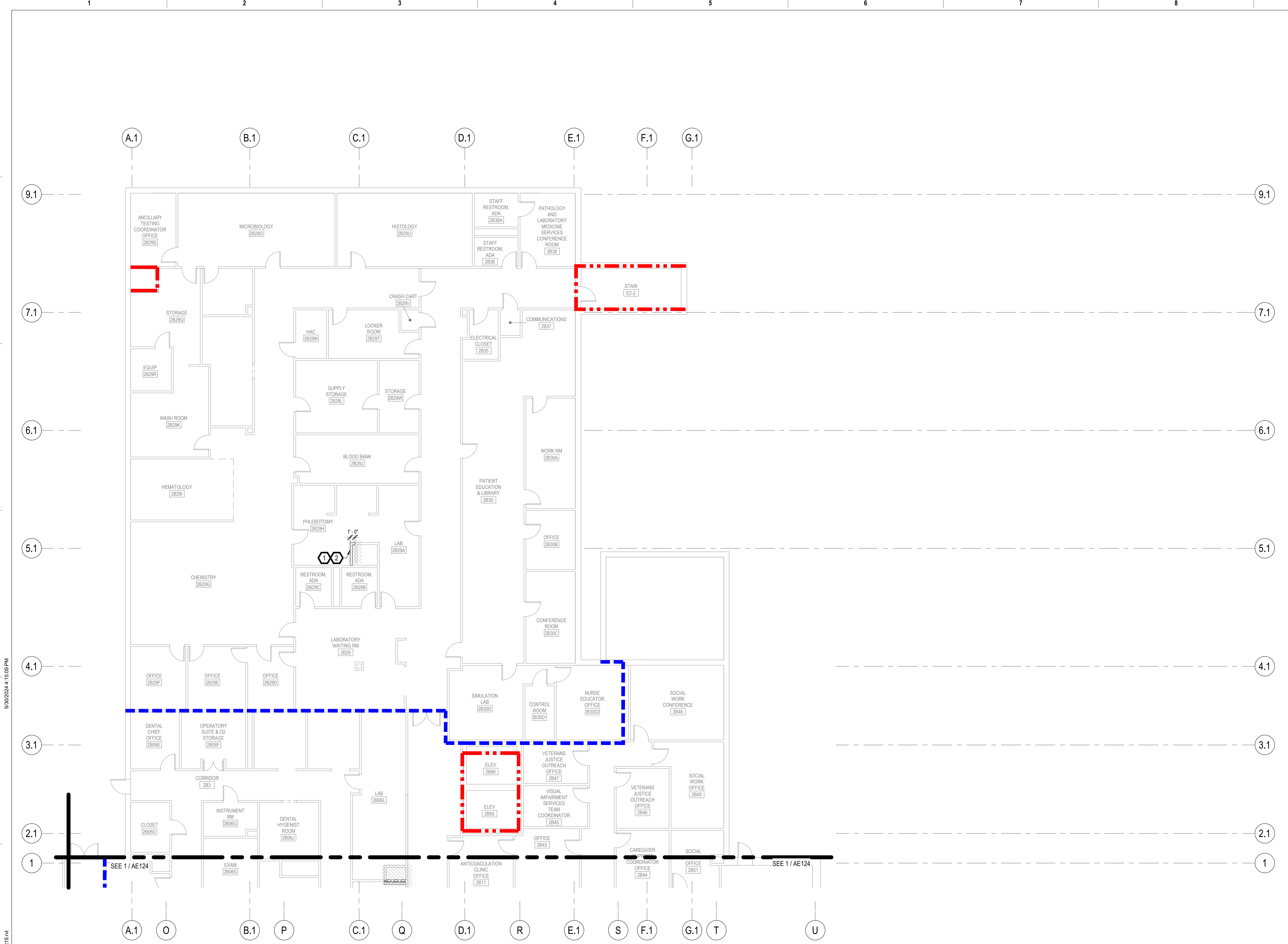
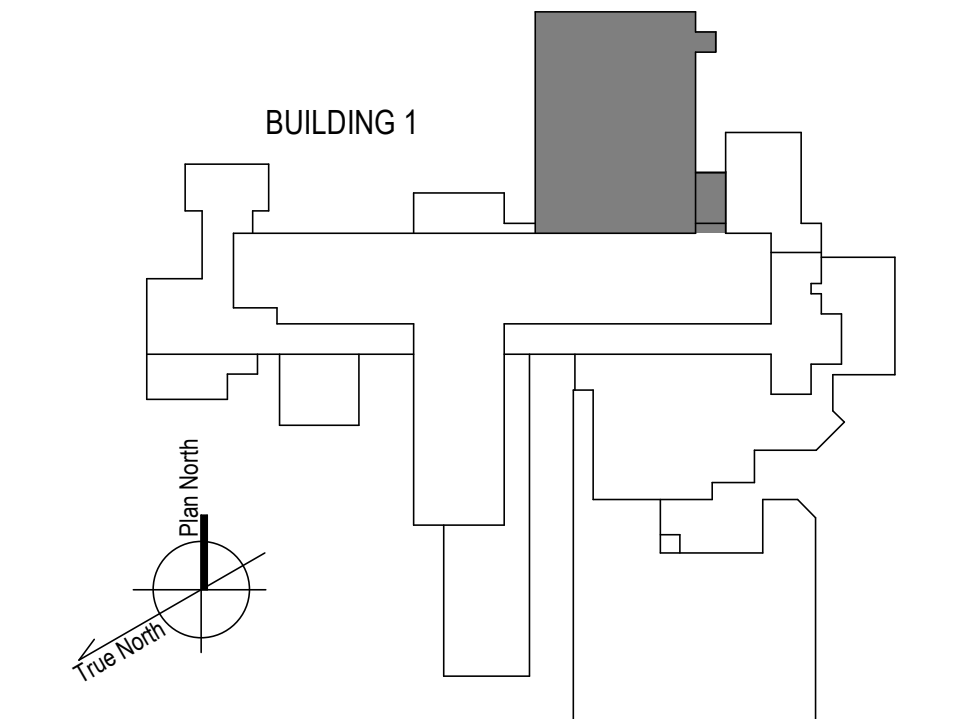
**LINE TYPE LEGEND**



**FIRE-RESISTIVE RATED WALL TYPE LEGEND**



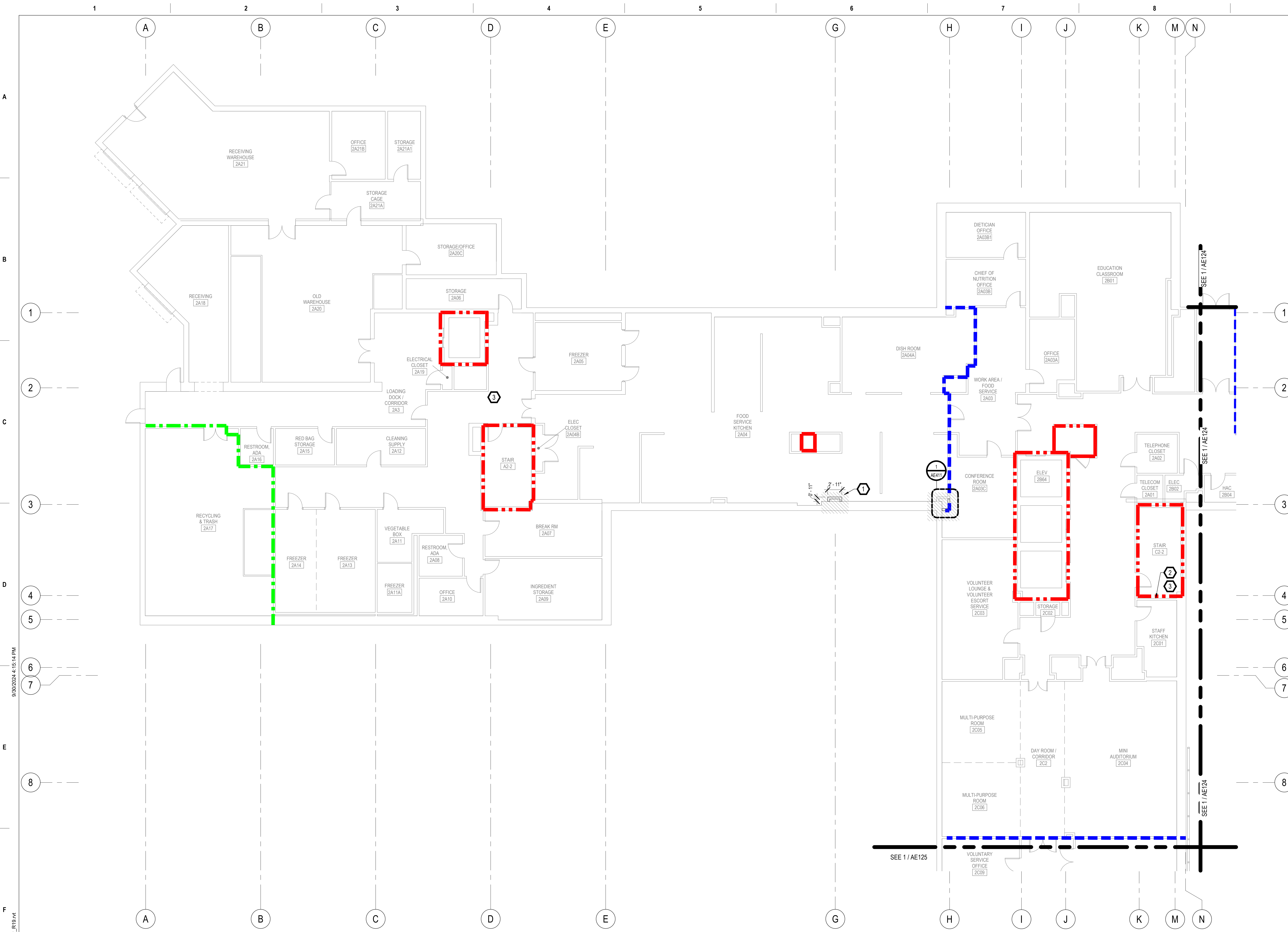
**KEY PLAN**



1 2ND FLOOR - NORTH ARCHITECTURE PLAN  
1/8" = 1'-0"

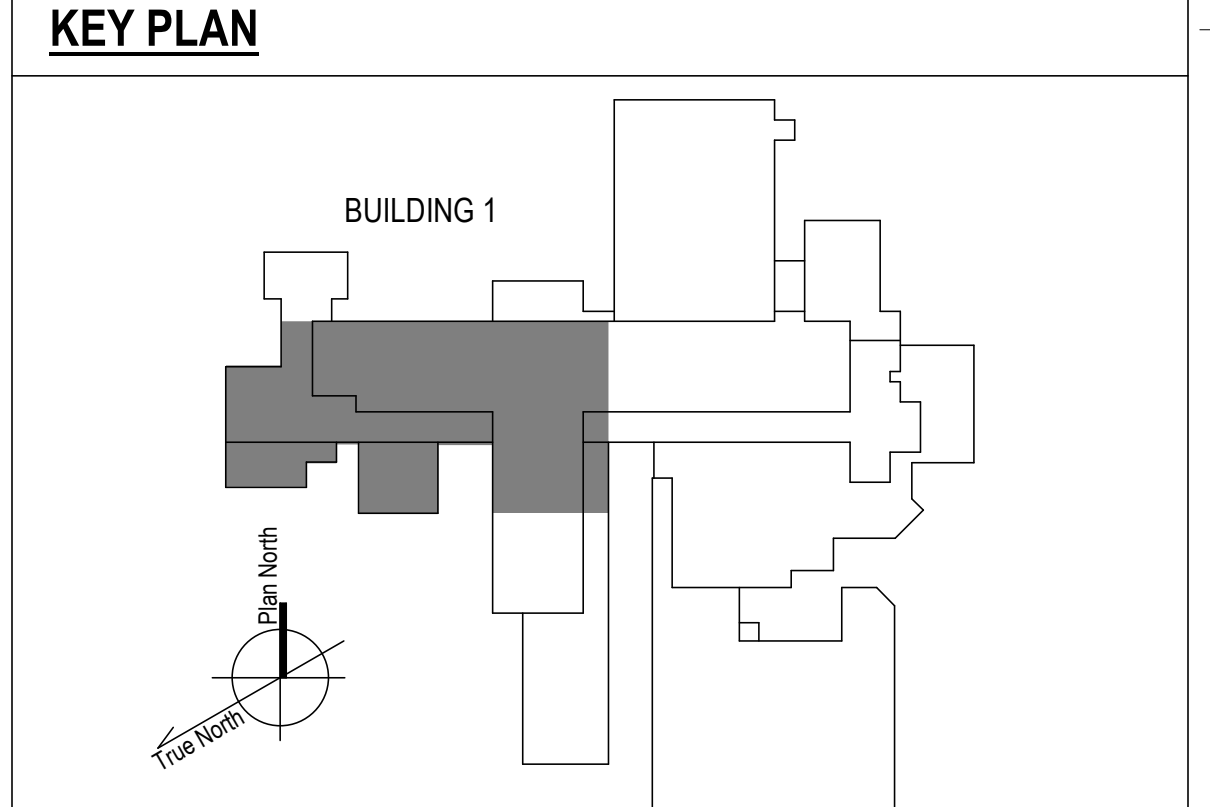
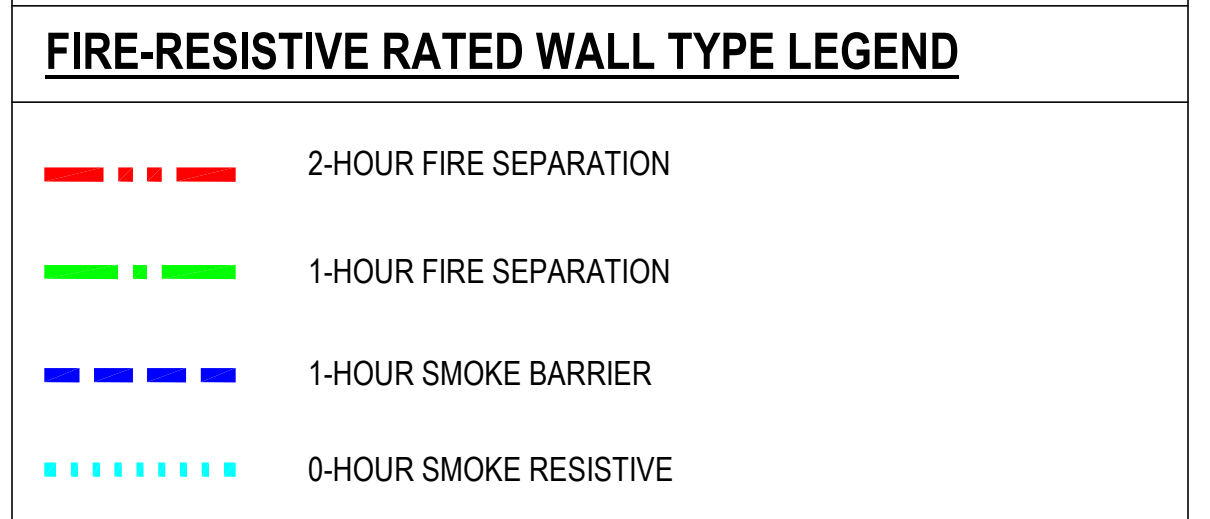
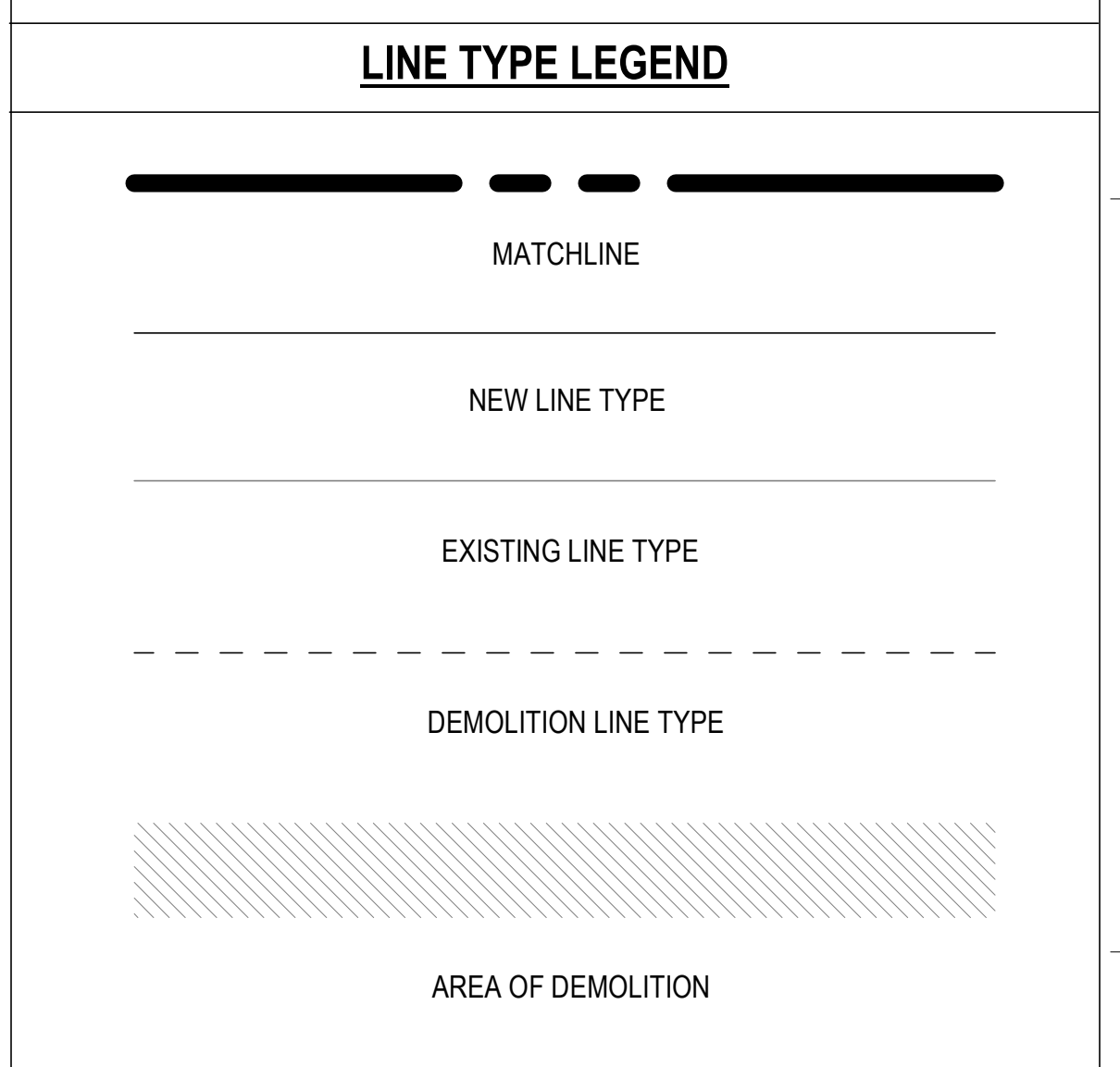
100% CONSTRUCTION DOCUMENTS - REV 1 Date: 09/30/2024	<b>CONSULTANTS:</b>	<b>ARCHITECT/ENGINEERS:</b>  750 W HAMPODEN AVE SUITE 300 ENGLEWOOD, CO 80110 (720) 550-8007 WWW.VALHALLAENGINEERING.COM	<b>STAMP:</b>  10/01/2024	 U.S. Department of Veterans Affairs	Drawing Title <b>PLAN NORTH 2ND FLOOR ARCHITECTURAL PLAN</b> Approved: Project Director	Phase <b>100% CONSTRUCTION DOCUMENT</b>	Project Title <b>REPLACE STEAM SYSTEMS</b>	Project Number <b>503-19-112</b>
Issued:	Location 2907 PLEASANT VALLEY BLVD ALTOONA, PA 16602	Issue Date 09/30/2024	Checked TW	Drawn AW	Building Number 1	Drawing Number <b>AE122</b>		

9/30/2024 4:15:08 PM  
 B:\300\20\_14\_Altونا\_PA\_Sham20\_14\_Altونا\_PA\_Sham20\_14\_Altونا\_PA\_Sham20\_14\_VEG\MEP\_R19.rvt  
 VA FORM 08 - 6231



- ### GENERAL NOTES
- A. REFER TO SPECIFICATIONS FOR FURTHER REQUIREMENTS IN THE SCOPE.
  - B. REFER TO 'GC' SERIES SHEETS FOR WORK PHASING REQUIREMENTS.
  - C. CONTRACTOR SHALL FIELD VERIFY EXISTING CONDITIONS AND REPORT ANY DISCREPANCIES TO THE VHA COR BEFORE PROCEEDING WITH WORK.
  - D. REFER TO M-001 AND M-002 FOR ADDITIONAL GENERAL NOTES AND SYMBOLS.
  - E. REFER TO HAZARDOUS MATERIAL SURVEY IN THE SPECIFICATIONS. DO NOT PROCEED WITH DEMOLITION OR DISTURBANCE OF ITEMS CONTAINING HAZARDOUS MATERIALS UNTIL ABATEMENT IN ACCORDANCE WITH HAZARDOUS MATERIAL ABATEMENT SPECIFICATIONS HAS BEEN PERFORMED.
  - F. REFER TO G100-SERIES SHEETS FOR OVERALL LIFE SAFETY REFERENCE PLANS AND FOR LEGEND OF RATED WALL TYPES AS SHOWN ON MECHANICAL PLANS.
  - G. REFER TO SPECIFICATIONS FOR SELECTIVE DEMOLITION AND REPAIR REQUIREMENTS AT EXISTING CONSTRUCTION AFFECTED BY NEW WORK (EG WALLS, CHASES, CEILINGS, ETC.). HOLES LEFT FROM DEMOLISHING PIPE THAT IS NOT REPLACED IN KIND SHALL BE PATCHED TO MATCH THE SURROUNDING CONDITIONS.
  - H. REFER TO MECHANICAL DRAWINGS TO COORDINATE THE EXTENT OF PIPE DEMOLITION IN EACH LOCATION.
  - I. HARD CEILING AND WALL FINISHES TO INCLUDE WALL MOUNTED ACCESSORIES (HANDRAILS/ GUARDRAILS, WALL BASE, ETC.) SHALL BE RESTORED TO MATCH EXISTING WALL FINISH SURFACE CONDITION AND ACCESSORY TYPE, PROFILE, COLOR, AND LOCATION(S). CEILING AND WALL SUBSTRATE REPAIR/RESTORATION SHALL ALIGN AND BE FLUSH WITH EXISTING SUBSTRATE SURFACES PRIOR TO FINAL FINISH APPLICATIONS. THERE SHALL BE NO VISIBLE INSTANCES/INDICATIONS OF EXISTING TO NEW WORK AREAS FOLLOWING NEW WORK.

- ### KEYNOTES
- 1 DEMOLISH ONLY PORTION OF WALL REQUIRED TO REMOVE AND REPLACE PIPING. REPLACE WALL WITH SIMILAR CONSTRUCTION TO LIKE NEW CONDITION. EXPAND AS REQUIRED TO ACCOMMODATE NEW PIPING, UP TO DIMENSIONS SHOWN. FIELD VERIFY EXISTING CONSTRUCTION ON SITE AND USE SIMILAR CONSTRUCTION FOR NEW WALLS.
  - 2 PATCH AND REPAIR TILE FLOOR AND WALL TO LIKE NEW CONDITION AS NECESSARY FROM WORK ON RADIATOR.
  - 3 INSTALL FIRE RATED ACCESS PANEL IN CEILING FOR CAPPING OF RADIATOR PIPE IN FLOOR ABOVE.



1 2ND FLOOR - WEST ARCHITECTURE PLAN  
1/8" = 1'-0"

100% CONSTRUCTION DOCUMENTS - REV 1	09/30/2024
Issued:	Date:

CONSULTANTS:

ARCHITECT/ENGINEERS:  
  
 VALHALLA ENGINEERING GROUP, LLC  
 750 W HAMPODEN AVE  
 SUITE 300  
 ENGLEWOOD, CO 80110  
 (720) 550-8307  
 WWW.VALHALLAENGINEERING.COM  
 VEG 20.14

STAMP:



Drawing Title  
**PLAN WEST 2ND FLOOR ARCHITECTURAL PLAN**  
 Approved: Project Director

Phase  
**100% CONSTRUCTION DOCUMENT**

Project Title REPLACE STEAM SYSTEMS	Project Number 503-19-112
Location 2907 PLEASANT VALLEY BLVD ALTOONA, PA 16602	Building Number 1
Issue Date 09/30/2024	Checked TW
	Drawn AW
	Drawing Number AE123



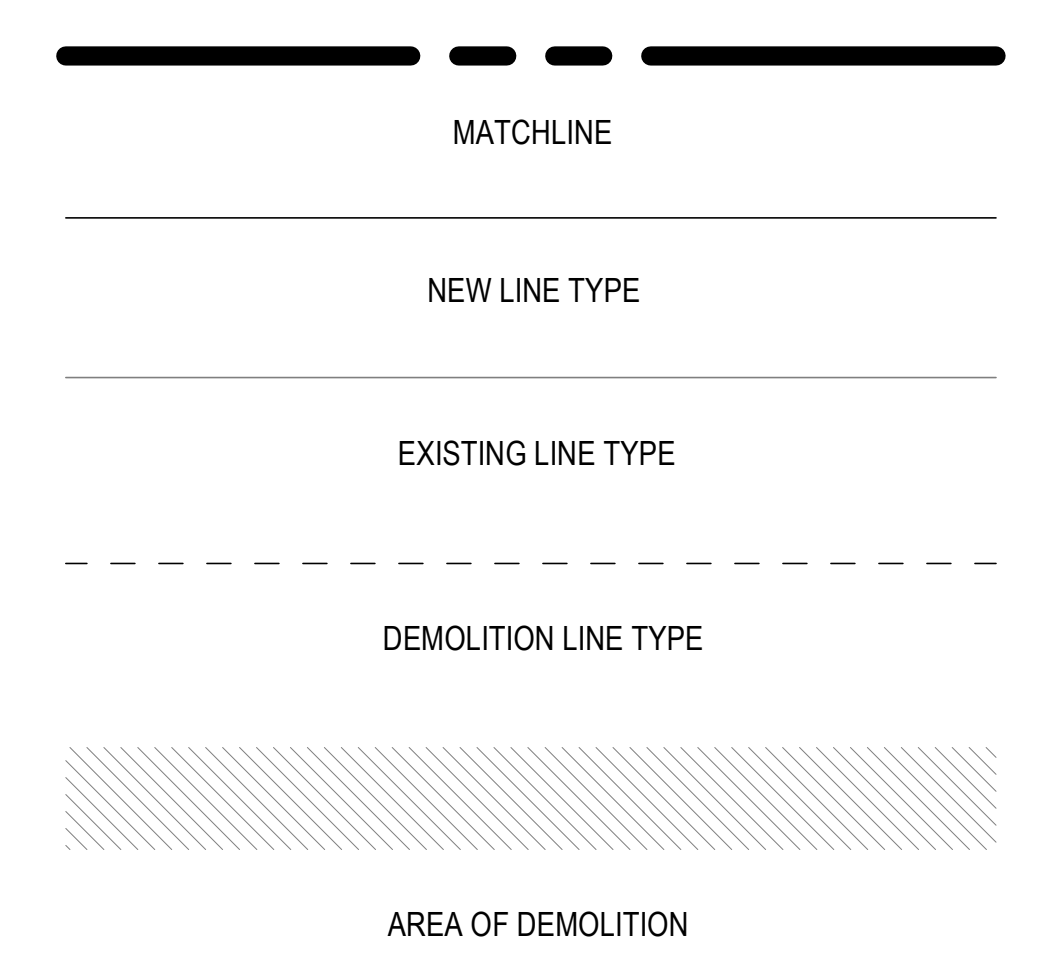
**GENERAL NOTES**

- A. REFER TO SPECIFICATIONS FOR FURTHER REQUIREMENTS IN THE SCOPE.
- B. REFER TO 'GC' SERIES SHEETS FOR WORK PHASING REQUIREMENTS.
- C. CONTRACTOR SHALL FIELD VERIFY EXISTING CONDITIONS AND REPORT ANY DISCREPANCIES TO THE VHA COR BEFORE PROCEEDING WITH WORK.
- D. REFER TO M-001 AND M-002 FOR ADDITIONAL GENERAL NOTES AND SYMBOLS.
- E. REFER TO HAZARDOUS MATERIAL SURVEY IN THE SPECIFICATIONS. DO NOT PROCEED WITH DEMOLITION OR DISTURBANCE OF ITEMS CONTAINING HAZARDOUS MATERIALS UNTIL ABATEMENT IN ACCORDANCE WITH HAZARDOUS MATERIAL ABATEMENT SPECIFICATIONS HAS BEEN PERFORMED.
- F. REFER TO G100-SERIES SHEETS FOR OVERALL LIFE SAFETY REFERENCE PLANS AND FOR LEGEND OF RATED WALL TYPES AS SHOWN ON MECHANICAL PLANS.
- G. REFER TO SPECIFICATIONS FOR SELECTIVE DEMOLITION AND REPAIR REQUIREMENTS AT EXISTING CONSTRUCTION AFFECTED BY NEW WORK (EG WALLS, CHASES, CEILINGS, ETC.). HOLES LEFT FROM DEMOLISHING PIPE THAT IS NOT REPLACED IN KIND SHALL BE PATCHED TO MATCH THE SURROUNDING CONDITIONS.
- H. REFER TO MECHANICAL DRAWINGS TO COORDINATE THE EXTENT OF PIPE DEMOLITION IN EACH LOCATION.
- I. HARD CEILING AND WALL FINISHES TO INCLUDE WALL MOUNTED ACCESSORIES (HANDRAILS/ GUARDRAILS, WALL BASE, ETC.) SHALL BE RESTORED TO MATCH EXISTING WALL FINISH SURFACE CONDITION AND ACCESSORY TYPE, PROFILE, COLOR, AND LOCATION(S). CEILING AND WALL SUBSTRATE REPAIR/RESTORATION SHALL ALIGN AND BE FLUSH WITH EXISTING SUBSTRATE SURFACES PRIOR TO FINAL FINISH APPLICATIONS. THERE SHALL BE NO VISIBLE INSTANCES/INDICATIONS OF EXISTING TO NEW WORK AREAS FOLLOWING NEW WORK.

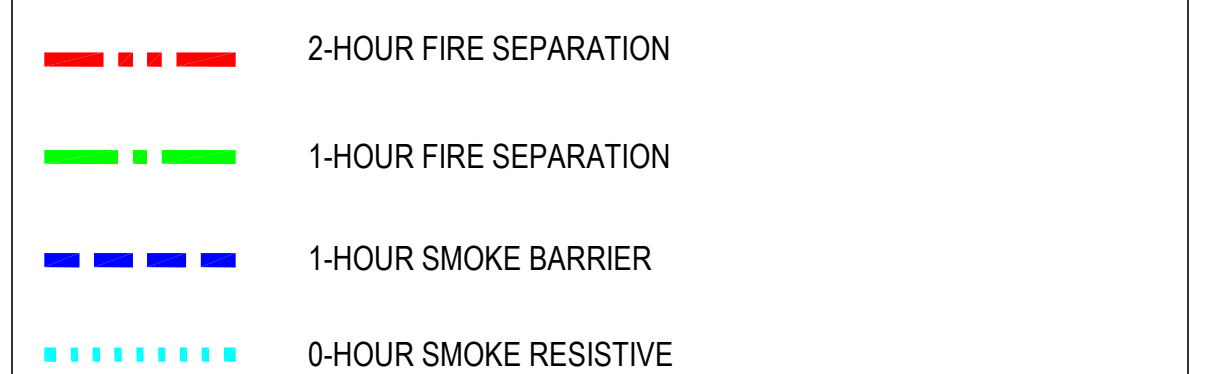
**KEYNOTES**

- 1 DEMOLISH ONLY PORTION OF WALL REQUIRED TO REMOVE AND REPLACE PIPING. REPLACE WALL WITH SIMILAR CONSTRUCTION TO LIKE NEW CONDITION . EXPAND AS REQUIRED TO ACCOMMODATE NEW PIPING, UP TO DIMENSIONS SHOWN. FIELD VERIFY EXISTING CONSTRUCTION ON SITE AND USE SIMILAR CONSTRUCTION FOR NEW WALLS.
- 2 PATCH AND REPAIR TILE FLOOR AND WALL TO LIKE NEW CONDITION AS NECESSARY FROM WORK ON RADIATOR.
- 3 INSTALL FIRE RATED ACCESS PANEL IN CEILING FOR CAPING OF RADIATOR PIPE IN FLOOR ABOVE.

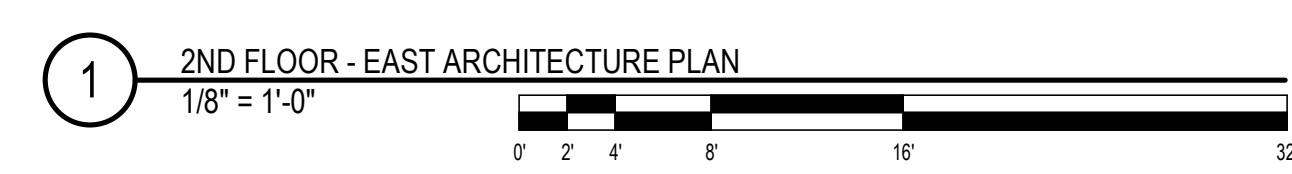
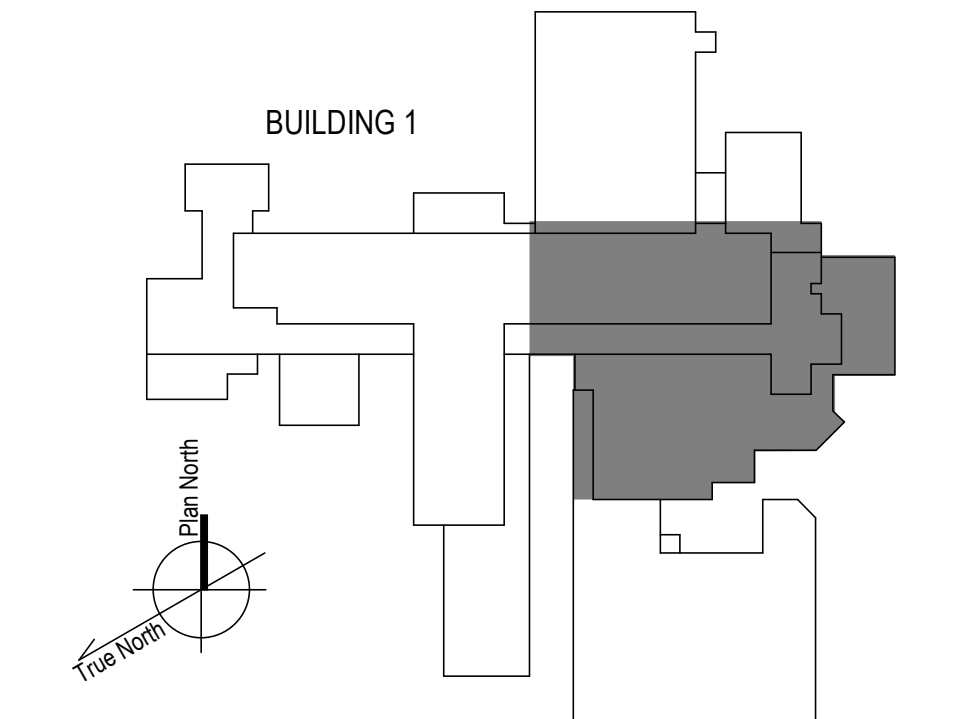
**LINE TYPE LEGEND**



**FIRE-RESISTIVE RATED WALL TYPE LEGEND**



**KEY PLAN**



100% CONSTRUCTION DOCUMENTS - REV 1	09/30/2024
Issued:	Date:

**CONSULTANTS:**

**ARCHITECT/ENGINEERS:**

**VALHALLA ENGINEERING GROUP, LLC**

750 W HAMPTDEN AVE  
SUITE 300  
ENGLEWOOD, CO 80110  
(720) 550-8307  
WWW.VALHALLAENGINEERING.COM

**STAMP:**

MITCH BIBLE  
ENGINEER  
10/01/2024



**Drawing Title**

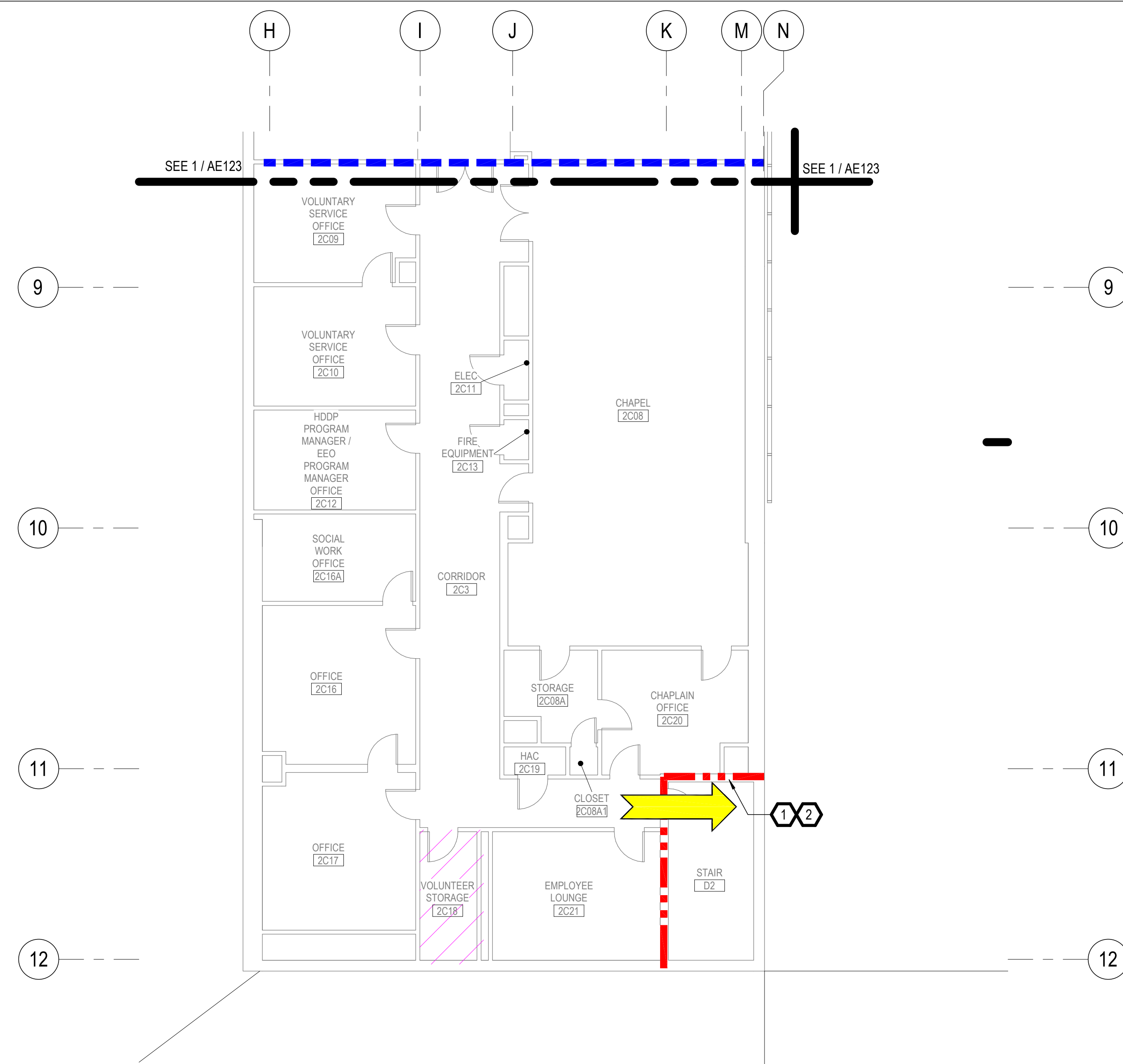
PLAN EAST 2ND FLOOR ARCHITECTURAL PLAN

Approved: Project Director

**Phase**

100% CONSTRUCTION DOCUMENT

<b>Project Title</b>	REPLACE STEAM SYSTEMS	<b>Project Number</b>	503-19-112
<b>Location</b>	2907 PLEASANT VALLEY BLVD ALTOONA, PA 16602	<b>Building Number</b>	1
<b>Issue Date</b>	09/30/2024	<b>Checked</b>	TW
		<b>Drawn</b>	AW
		<b>Drawing Number</b>	AE124



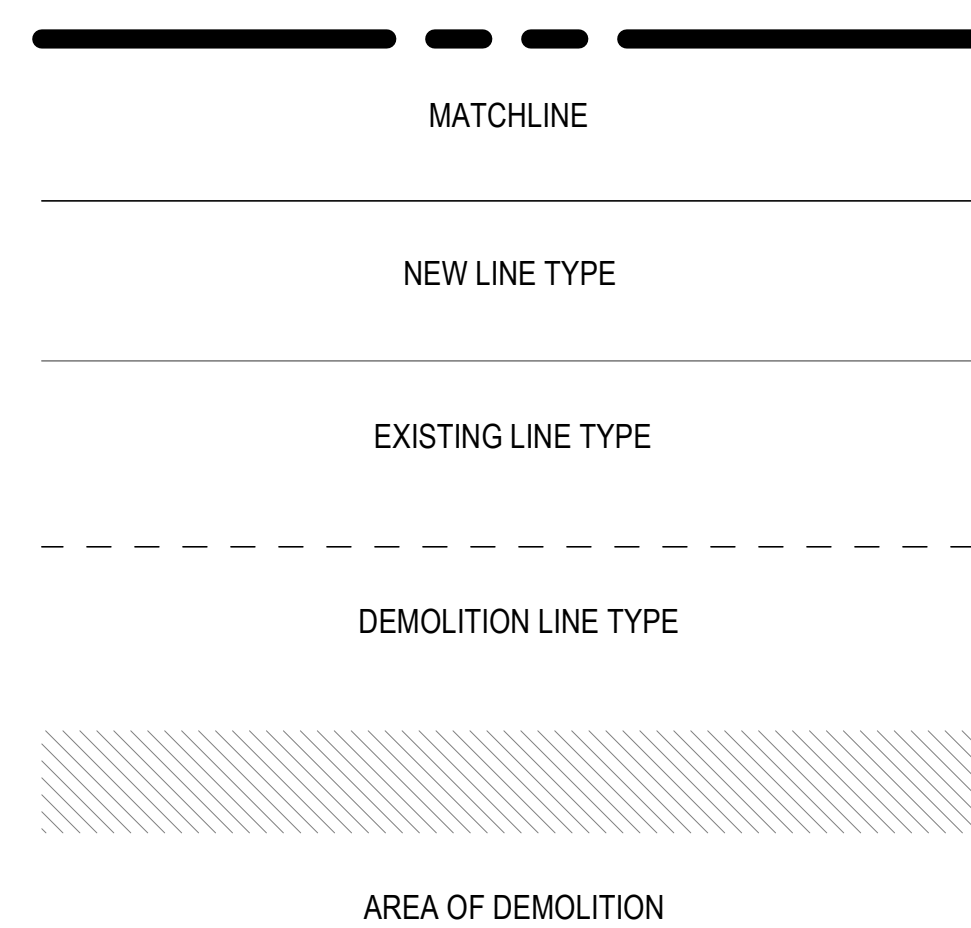
**GENERAL NOTES**

- A. REFER TO SPECIFICATIONS FOR FURTHER REQUIREMENTS IN THE SCOPE.
- B. REFER TO 'GC' SERIES SHEETS FOR WORK PHASING REQUIREMENTS.
- C. CONTRACTOR SHALL FIELD VERIFY EXISTING CONDITIONS AND REPORT ANY DISCREPANCIES TO THE VHA COR BEFORE PROCEEDING WITH WORK.
- D. REFER TO M-001 AND M-002 FOR ADDITIONAL GENERAL NOTES AND SYMBOLS.
- E. REFER TO HAZARDOUS MATERIAL SURVEY IN THE SPECIFICATIONS. DO NOT PROCEED WITH DEMOLITION OR DISTURBANCE OF ITEMS CONTAINING HAZARDOUS MATERIALS UNTIL ABATEMENT IN ACCORDANCE WITH HAZARDOUS MATERIAL ABATEMENT SPECIFICATIONS HAS BEEN PERFORMED.
- F. REFER TO G100-SERIES SHEETS FOR OVERALL LIFE SAFETY REFERENCE PLANS AND FOR LEGEND OF RATED WALL TYPES AS SHOWN ON MECHANICAL PLANS.
- G. REFER TO SPECIFICATIONS FOR SELECTIVE DEMOLITION AND REPAIR REQUIREMENTS AT EXISTING CONSTRUCTION AFFECTED BY NEW WORK (EG WALLS, CHASES, CEILINGS, ETC.). HOLES LEFT FROM DEMOLISHING PIPE THAT IS NOT REPLACED IN KIND SHALL BE PATCHED TO MATCH THE SURROUNDING CONDITIONS.
- H. REFER TO MECHANICAL DRAWINGS TO COORDINATE THE EXTENT OF PIPE DEMOLITION IN EACH LOCATION.
- I. HARD CEILING AND WALL FINISHES TO INCLUDE WALL MOUNTED ACCESSORIES (HANDRAILS/ GUARDRAILS, WALL BASE, ETC.) SHALL BE RESTORED TO MATCH EXISTING WALL FINISH SURFACE CONDITION AND ACCESSORY TYPE, PROFILE, COLOR, AND LOCATION(S). CEILING AND WALL SUBSTRATE REPAIR/RESTORATION SHALL ALIGN AND BE FLUSH WITH EXISTING SUBSTRATE SURFACES PRIOR TO FINAL FINISH APPLICATIONS. THERE SHALL BE NO VISIBLE INSTANCES/INDICATIONS OF EXISTING TO NEW WORK AREAS FOLLOWING NEW WORK.

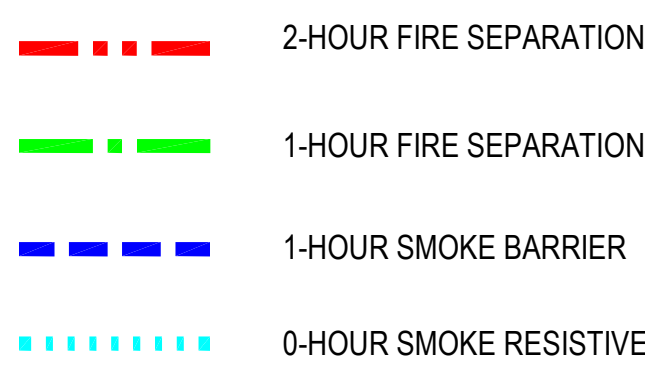
**KEYNOTES**

- 1 PATCH AND REPAIR TILE FLOOR AND WALL TO LIKE NEW CONDITION AS NECESSARY FROM WORK ON RADIATOR.
- 2 INSTALL FIRE RATED ACCESS PANEL IN CEILING FOR CAPPING OF RADIATOR PIPE IN FLOOR ABOVE.

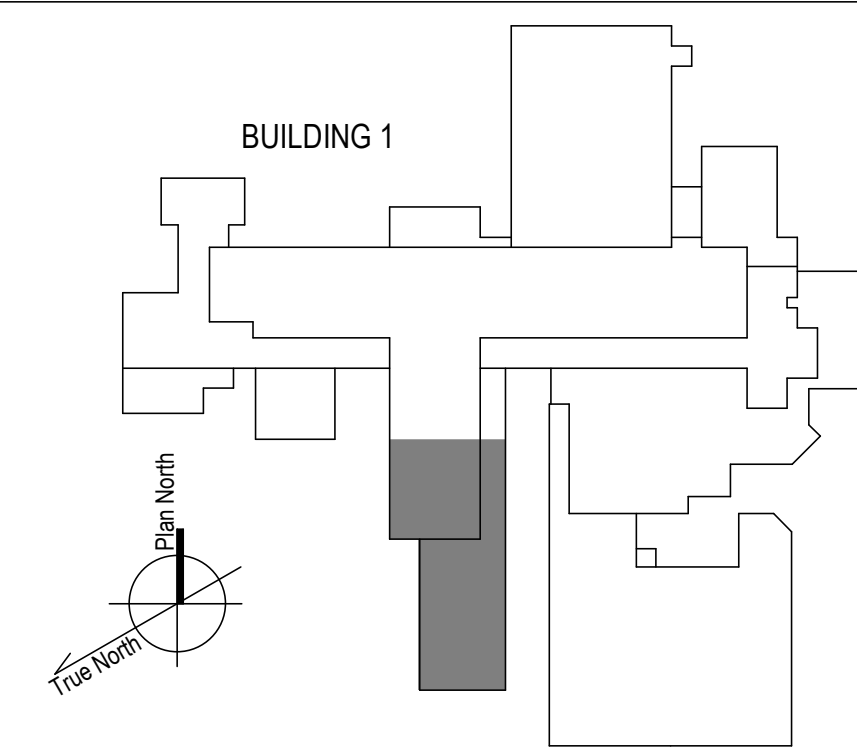
**LINE TYPE LEGEND**



**FIRE-RESISTIVE RATED WALL TYPE LEGEND**



**KEY PLAN**



① 2ND FLOOR - SOUTH WEST ARCHITECTURE PLAN  
1/8" = 1'-0"

9/30/2024 4:15:21 PM  
B:\360\20\_14\_Albama\_PA\_Schem\20\_14\_Albama\_Schem\_VEG\MEP\_R19.rvt  
VA FORM 08 - 6231

100% CONSTRUCTION DOCUMENTS - REV 1	09/30/2024
Issued:	Date:

**CONSULTANTS:**

**ARCHITECT/ENGINEERS:**

**VALHALLA ENGINEERING GROUP, LLC**

750 W HAMPTDEN AVE  
SUITE 300  
ENGLEWOOD, CO 80110  
(720) 550-6307  
WWW.VALHALLAENGINEERING.COM

VEG 20.14

**STAMP:**

**U.S. Department of Veterans Affairs**

Drawing Title

**PLAN SOUTHWEST 2ND FLOOR ARCHITECTURAL PLAN**

Approved: Project Director

Phase

**100% CONSTRUCTION DOCUMENT**

Project Title

**REPLACE STEAM SYSTEMS**

Location

2907 PLEASANT VALLEY BLVD ALTOONA, PA 16602

Issue Date

09/30/2024

Checked

MB

Drawn

AB

Project Number

503-19-112

Building Number

1

Drawing Number

**AE125**



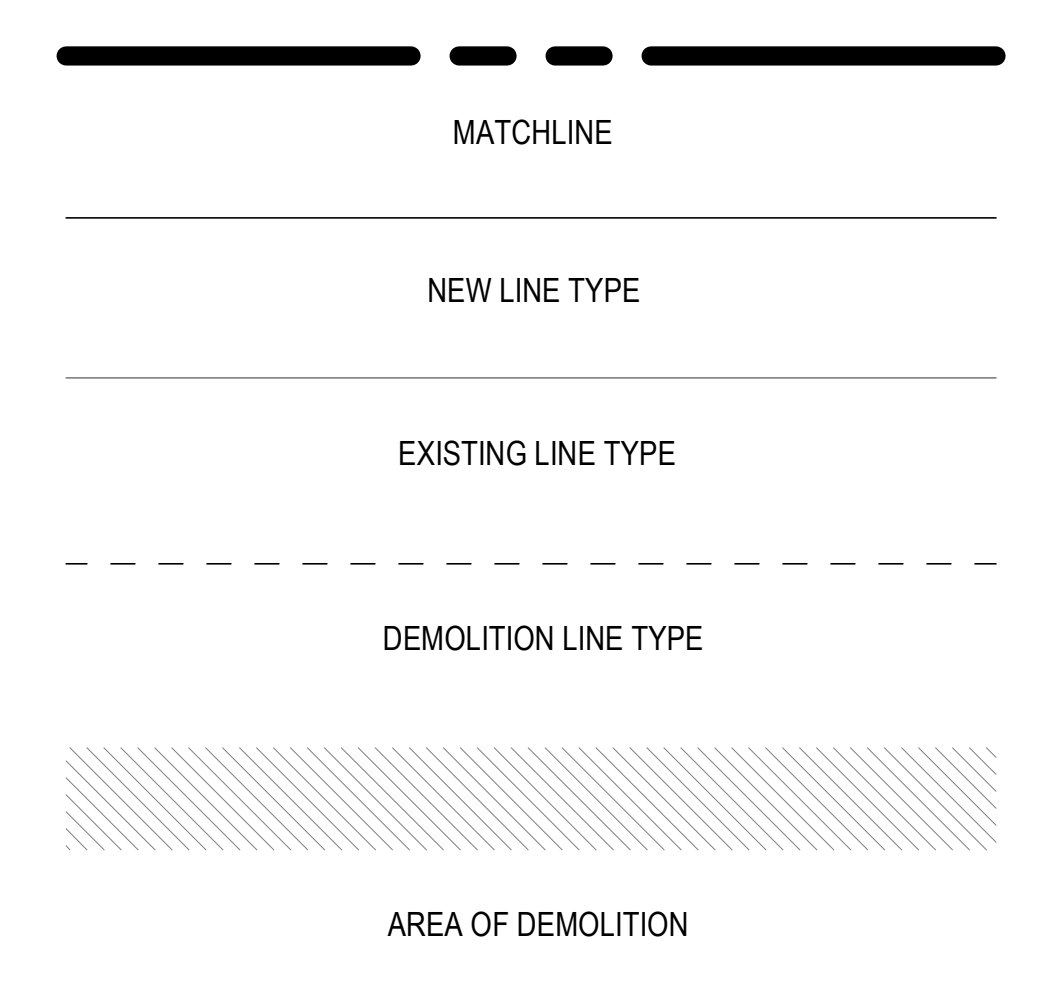
**GENERAL NOTES**

- A. REFER TO SPECIFICATIONS FOR FURTHER REQUIREMENTS IN THE SCOPE.
- B. REFER TO 'GC' SERIES SHEETS FOR WORK PHASING REQUIREMENTS.
- C. CONTRACTOR SHALL FIELD VERIFY EXISTING CONDITIONS AND REPORT ANY DISCREPANCIES TO THE VHA COR BEFORE PROCEEDING WITH WORK.
- D. REFER TO M-001 AND M-002 FOR ADDITIONAL GENERAL NOTES AND SYMBOLS.
- E. REFER TO HAZARDOUS MATERIAL SURVEY IN THE SPECIFICATIONS. DO NOT PROCEED WITH DEMOLITION OR DISTURBANCE OF ITEMS CONTAINING HAZARDOUS MATERIALS UNTIL ABATEMENT IN ACCORDANCE WITH HAZARDOUS MATERIAL ABATEMENT SPECIFICATIONS HAS BEEN PERFORMED.
- F. REFER TO G100-SERIES SHEETS FOR OVERALL LIFE SAFETY REFERENCE PLANS AND FOR LEGEND OF RATED WALL TYPES AS SHOWN ON MECHANICAL PLANS.
- G. REFER TO SPECIFICATIONS FOR SELECTIVE DEMOLITION AND REPAIR REQUIREMENTS AT EXISTING CONSTRUCTION AFFECTED BY NEW WORK (EG WALLS, CHASES, CEILINGS, ETC.). HOLES LEFT FROM DEMOLISHING PIPE THAT IS NOT REPLACED IN KIND SHALL BE PATCHED TO MATCH THE SURROUNDING CONDITIONS.
- H. REFER TO MECHANICAL DRAWINGS TO COORDINATE THE EXTENT OF PIPE DEMOLITION IN EACH LOCATION.
- I. HARD CEILING AND WALL FINISHES TO INCLUDE WALL MOUNTED ACCESSORIES (HANDRAILS/ GUARDRAILS, WALL BASE, ETC.) SHALL BE RESTORED TO MATCH EXISTING WALL FINISH SURFACE CONDITION AND ACCESSORY TYPE, PROFILE, COLOR, AND LOCATION(S). CEILING AND WALL SUBSTRATE REPAIR/RESTORATION SHALL ALIGN AND BE FLUSH WITH EXISTING SUBSTRATE SURFACES PRIOR TO FINAL FINISH APPLICATIONS. THERE SHALL BE NO VISIBLE INSTANCES/INDICATIONS OF EXISTING TO NEW WORK AREAS FOLLOWING NEW WORK.

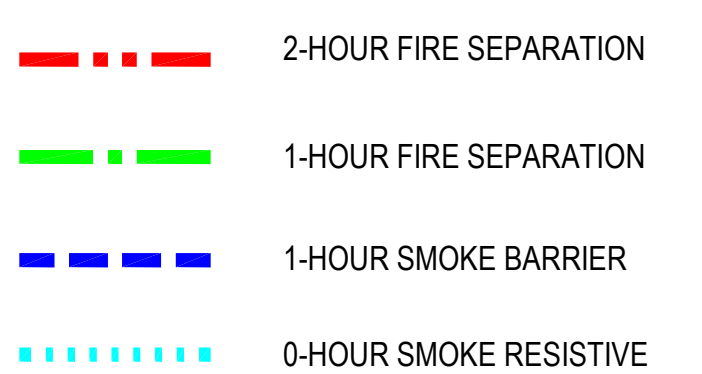
**KEYNOTES**

- 1 DEMOLISH ONLY PORTION OF WALL REQUIRED TO REMOVE AND REPLACE PIPING. REPLACE WALL WITH SIMILAR CONSTRUCTION TO LIKE NEW CONDITION. EXPAND AS REQUIRED TO ACCOMMODATE NEW PIPING, UP TO DIMENSIONS SHOWN. FIELD VERIFY EXISTING CONSTRUCTION ON SITE AND USE SIMILAR CONSTRUCTION FOR NEW WALLS. IF DEDUCT ALTERNATE # 1 IS ACCEPTED, EXISTING PIPING IS TO REMAIN. EXCLUDE THE COST AND SCOPE OF SUPPORTING CUT AND PATCH.


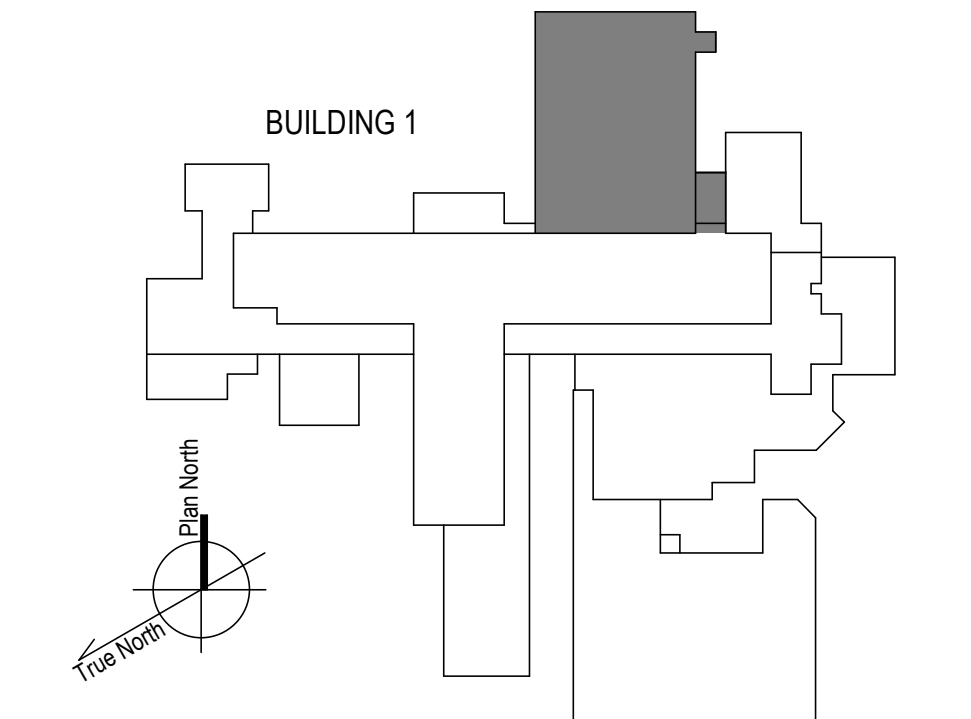
**LINE TYPE LEGEND**



**FIRE-RESISTIVE RATED WALL TYPE LEGEND**



**KEY PLAN**



1 3RD FLOOR - NORTH ARCHITECTURE PLAN  
1/8" = 1'-0"

100% CONSTRUCTION DOCUMENTS - REV 1	09/30/2024
Issued:	Date:

**CONSULTANTS:**

**ARCHITECT/ENGINEERS:**

**VALHALLA ENGINEERING GROUP, LLC**

750 W HAMPODEN AVE  
SUITE 300  
ENGLEWOOD, CO 80110  
(720) 950-8307  
WWW.VALLHALLAENGINEERING.COM

**STAMP:**

MITCH BIBLE  
ENGINEER  
10/01/2024



**Drawing Title**

PLAN NORTH 3RD FLOOR ARCHITECTURAL PLAN

Approved: Project Director

**Phase**

100% CONSTRUCTION DOCUMENT

<b>Project Title</b>	REPLACE STEAM SYSTEMS	<b>Project Number</b>	503-19-112
<b>Building Number</b>	1	<b>Drawing Number</b>	AE132
<b>Location</b>	2907 PLEASANT VALLEY BLVD ALTOONA, PA 16602		
<b>Issue Date</b>	09/30/2024	<b>Checked</b>	TW
		<b>Drawn</b>	AW

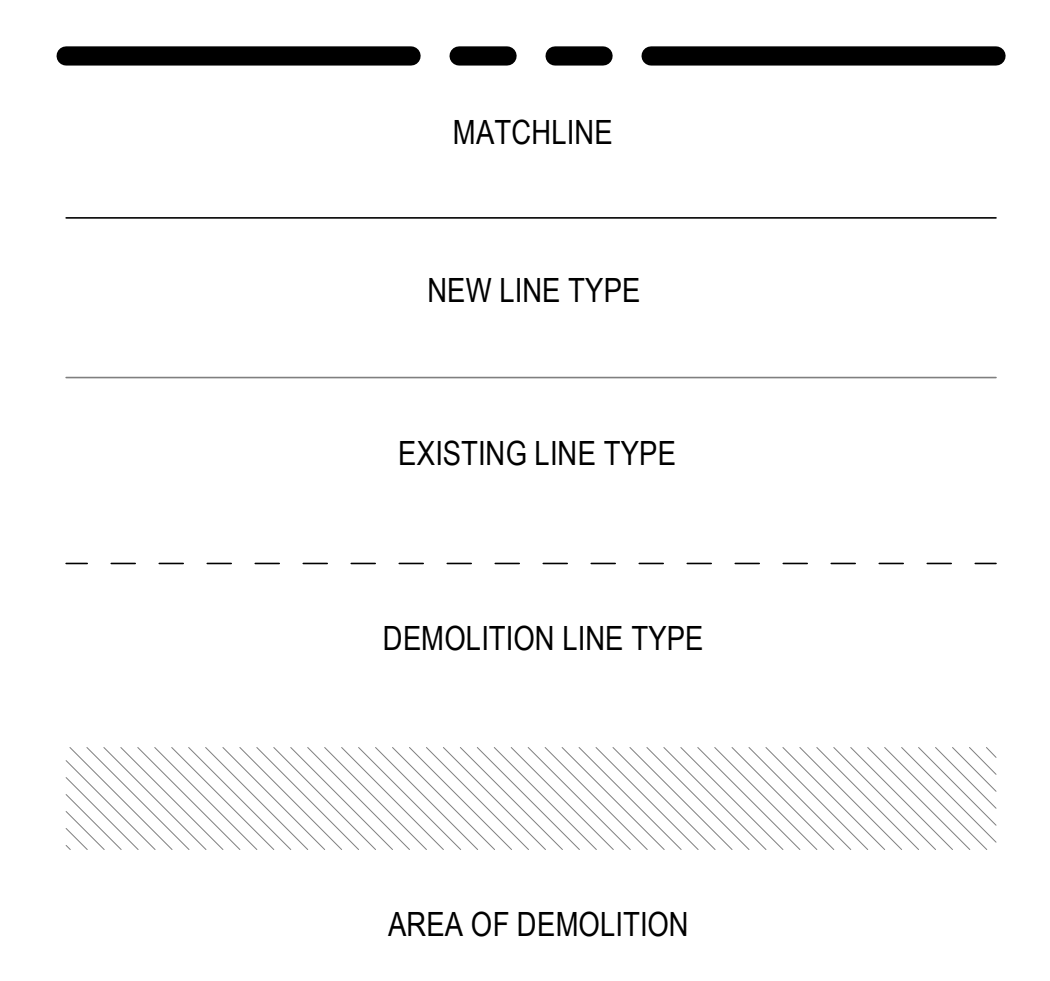
**GENERAL NOTES**

- A. REFER TO SPECIFICATIONS FOR FURTHER REQUIREMENTS IN THE SCOPE.
- B. REFER TO 'GC' SERIES SHEETS FOR WORK PHASING REQUIREMENTS.
- C. CONTRACTOR SHALL FIELD VERIFY EXISTING CONDITIONS AND REPORT ANY DISCREPANCIES TO THE VHA COR BEFORE PROCEEDING WITH WORK.
- D. REFER TO M-001 AND M-002 FOR ADDITIONAL GENERAL NOTES AND SYMBOLS.
- E. REFER TO HAZARDOUS MATERIAL SURVEY IN THE SPECIFICATIONS. DO NOT PROCEED WITH DEMOLITION OR DISTURBANCE OF ITEMS CONTAINING HAZARDOUS MATERIALS UNTIL ABATEMENT IN ACCORDANCE WITH HAZARDOUS MATERIAL ABATEMENT SPECIFICATIONS HAS BEEN PERFORMED.
- F. REFER TO G100-SERIES SHEETS FOR OVERALL LIFE SAFETY REFERENCE PLANS AND FOR LEGEND OF RATED WALL TYPES AS SHOWN ON MECHANICAL PLANS.
- G. REFER TO SPECIFICATIONS FOR SELECTIVE DEMOLITION AND REPAIR REQUIREMENTS AT EXISTING CONSTRUCTION AFFECTED BY NEW WORK (EG WALLS, CHASES, CEILINGS, ETC.). HOLES LEFT FROM DEMOLISHING PIPE THAT IS NOT REPLACED IN KIND SHALL BE PATCHED TO MATCH THE SURROUNDING CONDITIONS.
- H. REFER TO MECHANICAL DRAWINGS TO COORDINATE THE EXTENT OF PIPE DEMOLITION IN EACH LOCATION.
- I. HARD CEILING AND WALL FINISHES TO INCLUDE WALL MOUNTED ACCESSORIES (HANDRAILS/ GUARDRAILS, WALL BASE, ETC.) SHALL BE RESTORED TO MATCH EXISTING WALL FINISH SURFACE CONDITION AND ACCESSORY TYPE, PROFILE, COLOR, AND LOCATION(S). CEILING AND WALL SUBSTRATE REPAIR/RESTORATION SHALL ALIGN AND BE FLUSH WITH EXISTING SUBSTRATE SURFACES PRIOR TO FINAL FINISH APPLICATIONS. THERE SHALL BE NO VISIBLE INSTANCES/INDICATIONS OF EXISTING TO NEW WORK AREAS FOLLOWING NEW WORK.

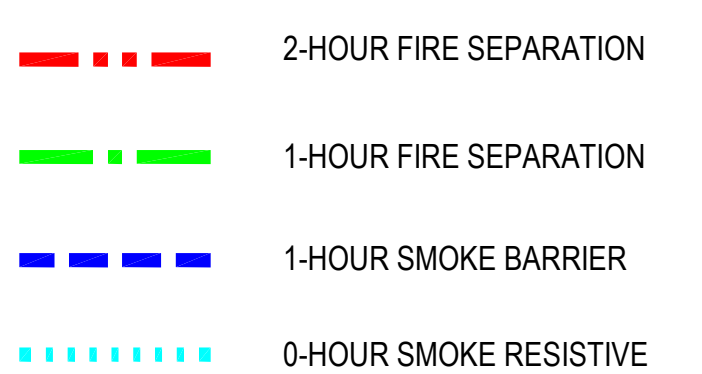
**KEYNOTES**

- 1 DEMOLISH ONLY PORTION OF WALL REQUIRED TO REMOVE AND REPLACE PIPING. REPLACE WALL WITH SIMILAR CONSTRUCTION TO LIKE NEW CONDITION. EXPAND AS REQUIRED TO ACCOMMODATE NEW PIPING. UP TO DIMENSIONS SHOWN. FIELD VERIFY EXISTING CONSTRUCTION ON SITE AND USE SIMILAR CONSTRUCTION FOR NEW WALLS.
- 2 ALIGN NEW PARTITION TO EXISTING WALL.
- 3 ALIGN WITH VERTICAL MULLION.
- 4 PATCH AND REPAIR TILE FLOOR AND WALL TO LIKE NEW CONDITION AS NECESSARY FROM WORK ON RADIATOR.
- 5 INSTALL FIRE RATED ACCESS PANEL IN CEILING FOR CAPPING OF RADIATOR PIPE IN FLOOR ABOVE.

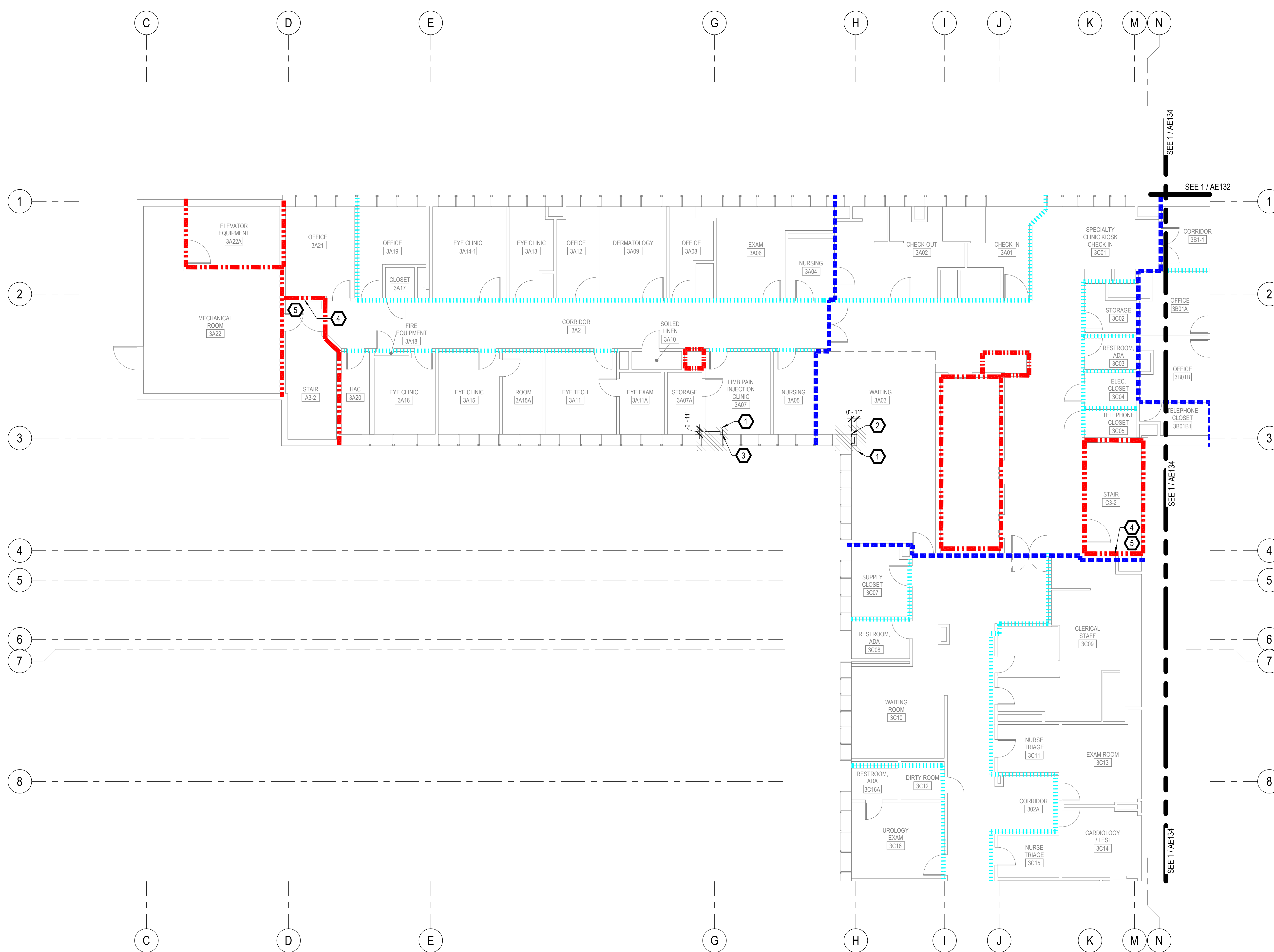
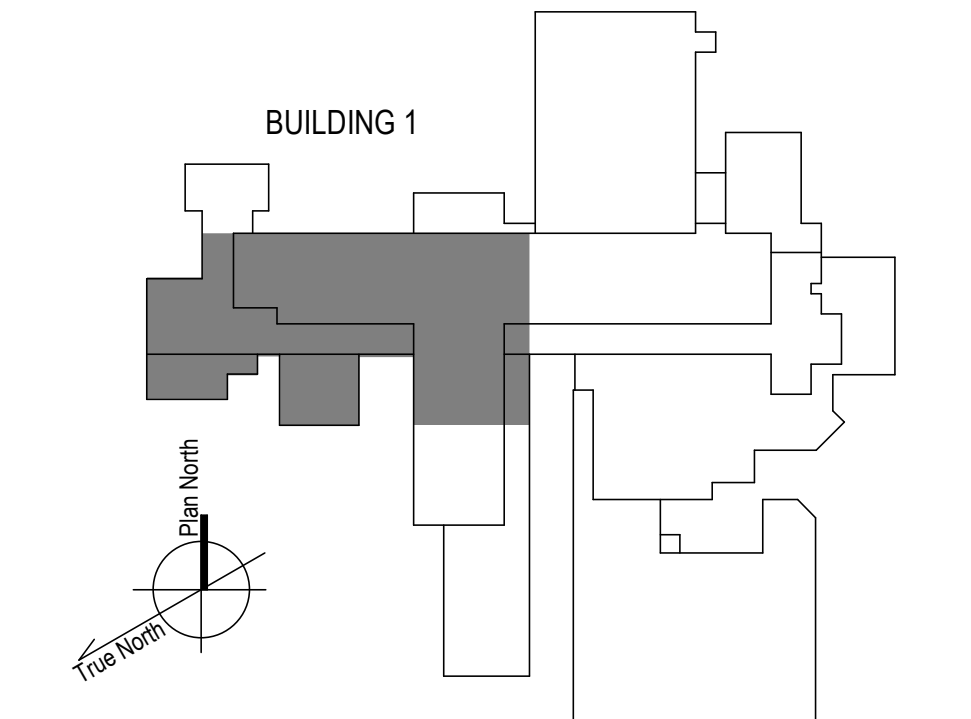
**LINE TYPE LEGEND**



**FIRE-RESISTIVE RATED WALL TYPE LEGEND**



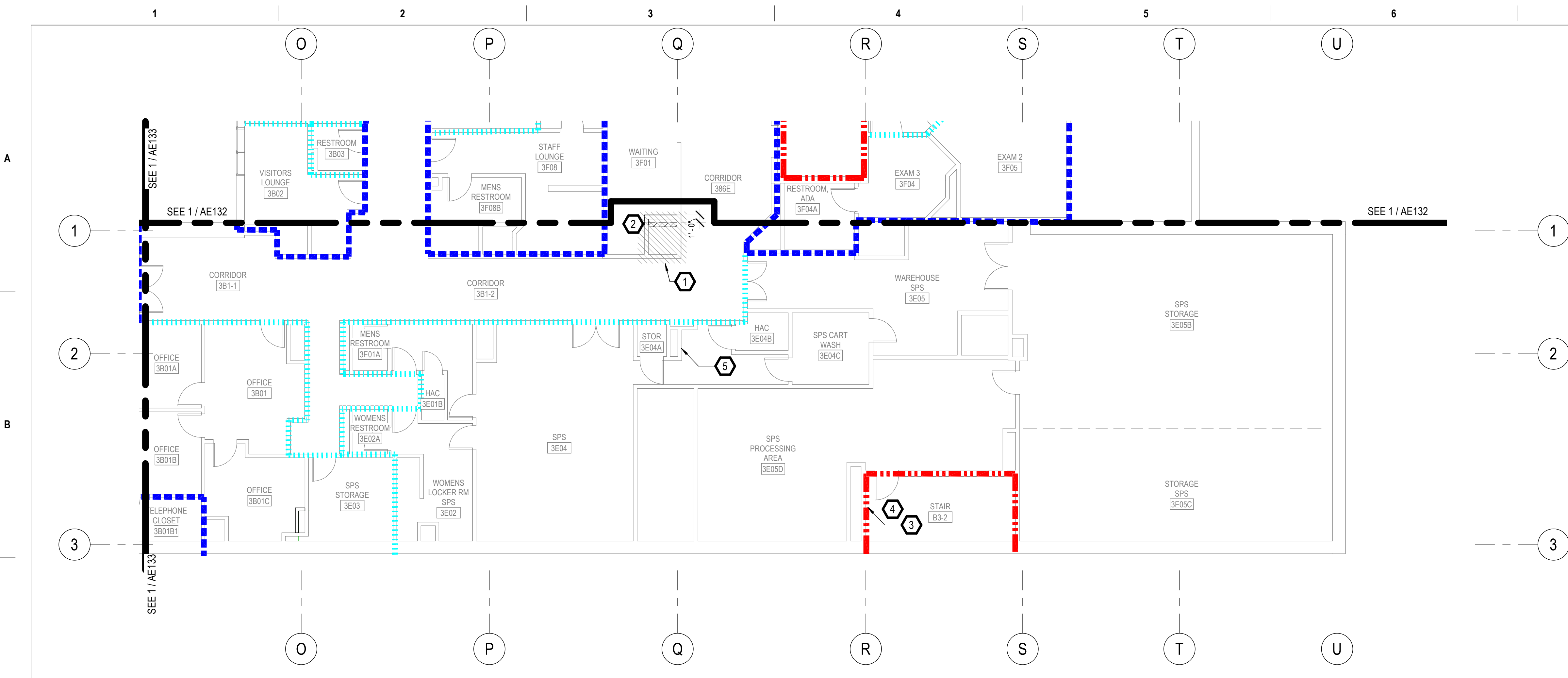
**KEY PLAN**



1 3RD FLOOR - WEST ARCHITECTURE PLAN  
1/8" = 1'-0"

100% CONSTRUCTION DOCUMENTS - REV 1	09/30/2024	CONSULTANTS:	ARCHITECT/ENGINEERS:	STAMP:	Drawing Title	Phase	Project Title	Project Number	
			<p>750 W HAMPDEN AVE SUITE 300 ENGLEWOOD, CO 80110 (720) 550-8307 WWW.VALHALLAENGINEERING.COM</p>	<p>10/01/2024</p>	<p>U.S. Department of Veterans Affairs</p>	PLAN WEST 3RD FLOOR ARCHITECTURAL PLAN	100% CONSTRUCTION DOCUMENT	REPLACE STEAM SYSTEMS	503-19-112
Issued:	Date:				Approved: Project Director		Location	Drawing Number	
							2907 PLEASANT VALLEY BLVD ALTOONA, PA 16602	AE133	
							Issue Date	Checked	Drawn
							09/30/2024	TW	AW

9/30/2024 4:15:30 PM  
 B:\300\20\_14\_Altoona\_PA\_Sham20\_14\_Altoona\_PA\_Sham20\_14\_Altoona\_PA\_Sham20\_14\_100%\_CONSTRUCTION\_DOCUMENTS\_REV\_1\_VEG.MEP\_R19.rvt  
 VA FORM 08 - 6231



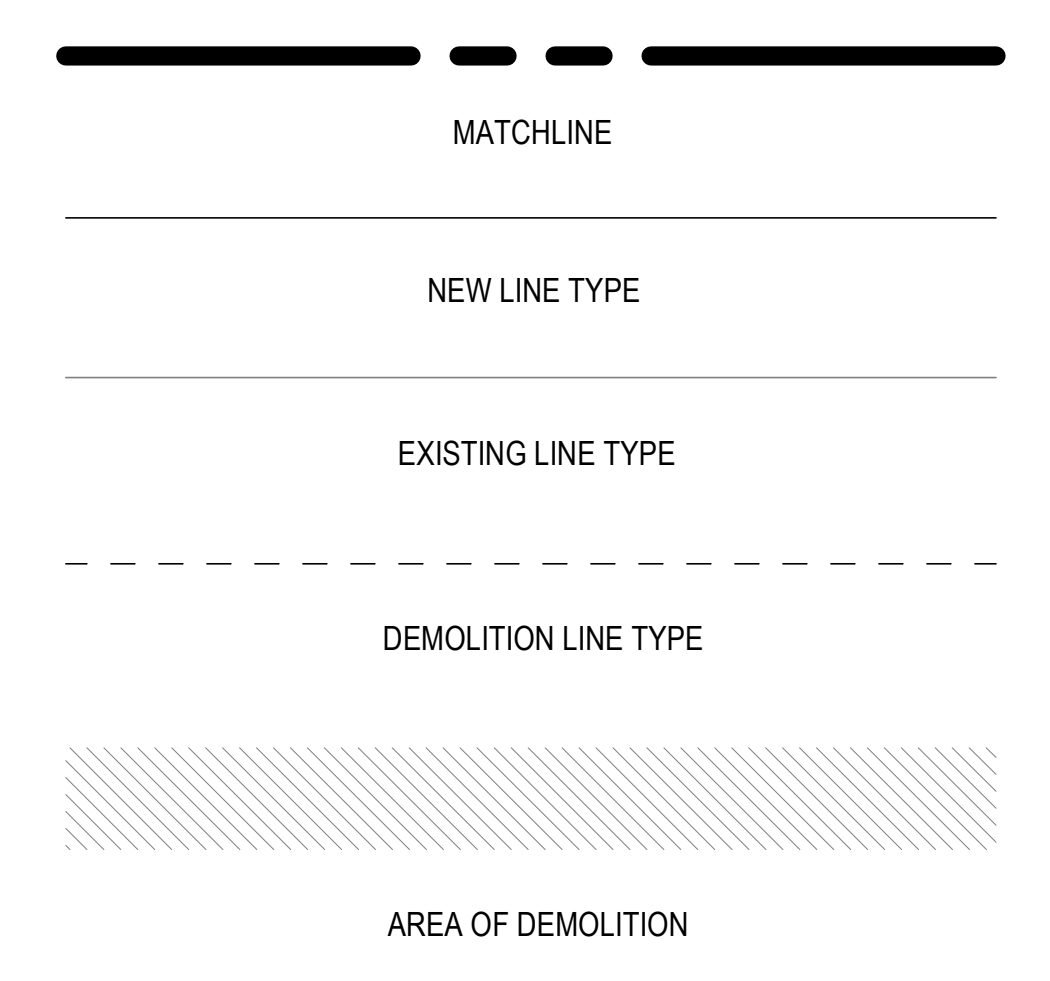
**GENERAL NOTES**

- A. REFER TO SPECIFICATIONS FOR FURTHER REQUIREMENTS IN THE SCOPE.
- B. REFER TO 'GC' SERIES SHEETS FOR WORK PHASING REQUIREMENTS.
- C. CONTRACTOR SHALL FIELD VERIFY EXISTING CONDITIONS AND REPORT ANY DISCREPANCIES TO THE VHA COR BEFORE PROCEEDING WITH WORK.
- D. REFER TO M-001 AND M-002 FOR ADDITIONAL GENERAL NOTES AND SYMBOLS.
- E. REFER TO HAZARDOUS MATERIAL SURVEY IN THE SPECIFICATIONS. DO NOT PROCEED WITH DEMOLITION OR DISTURBANCE OF ITEMS CONTAINING HAZARDOUS MATERIALS UNTIL ABATEMENT IN ACCORDANCE WITH HAZARDOUS MATERIAL ABATEMENT SPECIFICATIONS HAS BEEN PERFORMED.
- F. REFER TO G100-SERIES SHEETS FOR OVERALL LIFE SAFETY REFERENCE PLANS AND FOR LEGEND OF RATED WALL TYPES AS SHOWN ON MECHANICAL PLANS.
- G. REFER TO SPECIFICATIONS FOR SELECTIVE DEMOLITION AND REPAIR REQUIREMENTS AT EXISTING CONSTRUCTION AFFECTED BY NEW WORK (EG WALLS, CHASES, CEILINGS, ETC.). HOLES LEFT FROM DEMOLISHING PIPE THAT IS NOT REPLACED IN KIND SHALL BE PATCHED TO MATCH THE SURROUNDING CONDITIONS.
- H. REFER TO MECHANICAL DRAWINGS TO COORDINATE THE EXTENT OF PIPE DEMOLITION IN EACH LOCATION.
- I. HARD CEILING AND WALL FINISHES TO INCLUDE WALL MOUNTED ACCESSORIES (HANDRAILS/ GUARDRAILS, WALL BASE, ETC.) SHALL BE RESTORED TO MATCH EXISTING WALL FINISH SURFACE CONDITION AND ACCESSORY TYPE, PROFILE, COLOR, AND LOCATION(S). CEILING AND WALL SUBSTRATE REPAIR/RESTORATION SHALL ALIGN AND BE FLUSH WITH EXISTING SUBSTRATE SURFACES PRIOR TO FINAL FINISH APPLICATIONS. THERE SHALL BE NO VISIBLE INSTANCES/INDICATIONS OF EXISTING TO NEW WORK AREAS FOLLOWING NEW WORK.

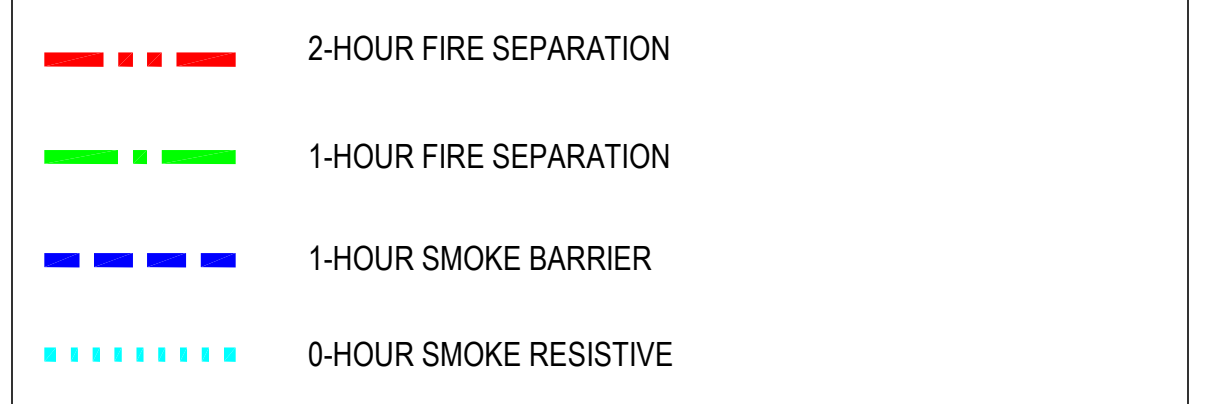
**KEYNOTES**

- 1 DEMOLISH ONLY PORTION OF WALL REQUIRED TO REMOVE AND REPLACE PIPING. REPLACE WALL WITH SIMILAR CONSTRUCTION TO LIKE NEW CONDITION. EXPAND AS REQUIRED TO ACCOMMODATE NEW PIPING. UP TO DIMENSIONS SHOWN. FIELD VERIFY EXISTING CONSTRUCTION ON SITE AND USE SIMILAR CONSTRUCTION FOR NEW WALLS.
- 2 ALIGN NEW PARTITION TO EXISTING WALL.
- 3 PATCH AND REPAIR TILE FLOOR AND WALL TO LIKE NEW CONDITION AS NECESSARY FROM WORK ON RADIATOR.
- 4 INSTALL FIRE RATED ACCESS PANEL IN CEILING FOR CAPPING OF RADIATOR PIPE IN FLOOR ABOVE.
- 5 PATCH AND REPAIR TILE FLOOR AND WALL TO LIKE NEW CONDITION AS NECESSARY FROM WORK ON STEAM WAND.

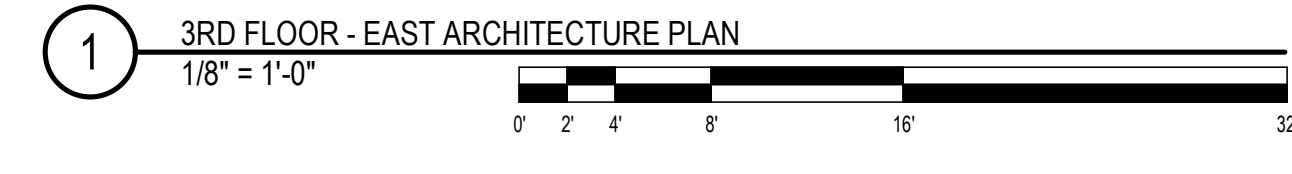
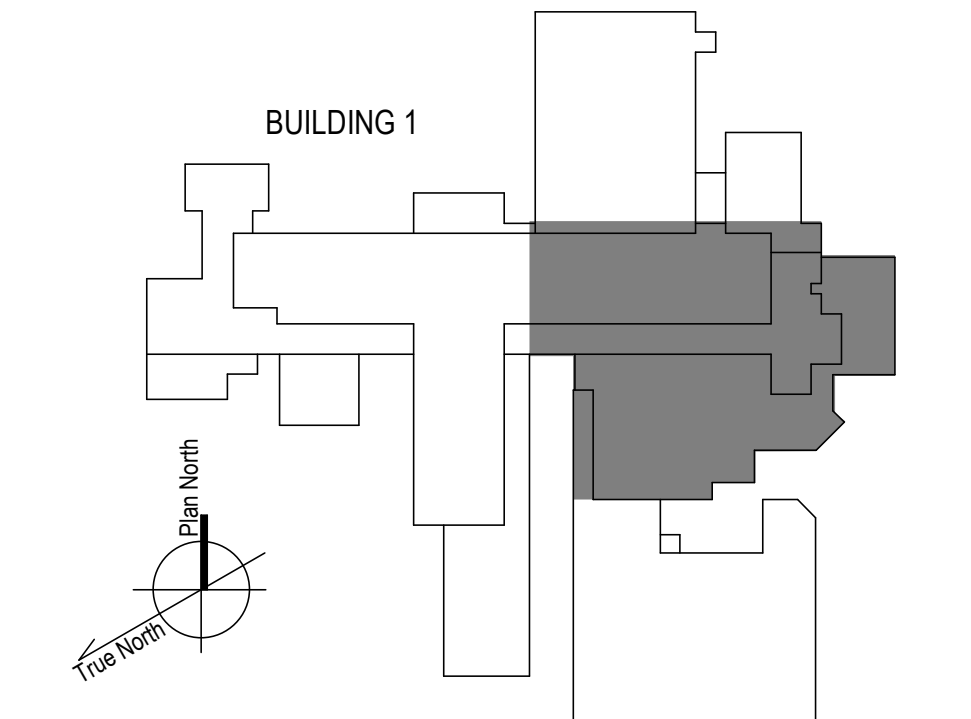
**LINE TYPE LEGEND**



**FIRE-RESISTIVE RATED WALL TYPE LEGEND**



**KEY PLAN**



100% CONSTRUCTION DOCUMENTS - REV 1		09/30/2024
Issued:		Date:

**CONSULTANTS:**

**ARCHITECT/ENGINEERS:**

**VALHALLA ENGINEERING GROUP, LLC**

750 W HAMPTDEN AVE  
SUITE 300  
ENGLEWOOD, CO 80110  
(720) 550-8307  
WWW.VALHALLAENGINEERING.COM

VEG 20.14

**STAMP:**



Drawing Title

**PLAN EAST 3RD FLOOR ARCHITECTURAL PLAN**

Approved: Project Director

Phase

**100% CONSTRUCTION DOCUMENT**

Project Title	REPLACE STEAM SYSTEMS	Project Number	503-19-112
Location	2907 PLEASANT VALLEY BLVD ALTOONA, PA 16602	Building Number	1
Issue Date	09/30/2024	Checked	TW
		Drawn	AW
		Drawing Number	<b>AE134</b>

A

B

C

D

E

F



1 3RD FLOOR - SOUTH WEST ARCH PLAN  
NTS

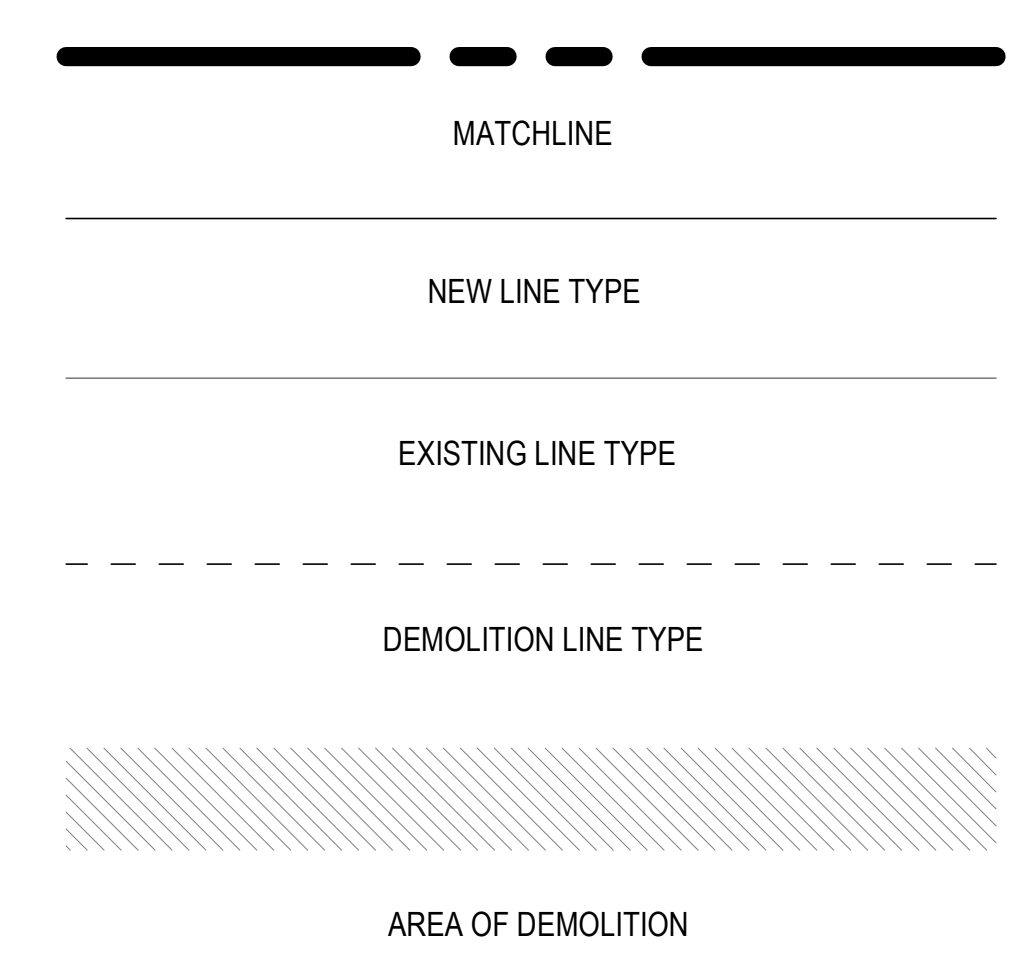
**GENERAL NOTES**

- A. REFER TO SPECIFICATIONS FOR FURTHER REQUIREMENTS IN THE SCOPE.
- B. REFER TO 'GC' SERIES SHEETS FOR WORK PHASING REQUIREMENTS.
- C. CONTRACTOR SHALL FIELD VERIFY EXISTING CONDITIONS AND REPORT ANY DISCREPANCIES TO THE VHA COR BEFORE PROCEEDING WITH WORK.
- D. REFER TO M-001 AND M-002 FOR ADDITIONAL GENERAL NOTES AND SYMBOLS.
- E. REFER TO HAZARDOUS MATERIAL SURVEY IN THE SPECIFICATIONS. DO NOT PROCEED WITH DEMOLITION OR DISTURBANCE OF ITEMS CONTAINING HAZARDOUS MATERIALS UNTIL ABATEMENT IN ACCORDANCE WITH HAZARDOUS MATERIAL ABATEMENT SPECIFICATIONS HAS BEEN PERFORMED.
- F. REFER TO G100-SERIES SHEETS FOR OVERALL LIFE SAFETY REFERENCE PLANS AND FOR LEGEND OF RATED WALL TYPES AS SHOWN ON MECHANICAL PLANS.
- G. REFER TO SPECIFICATIONS FOR SELECTIVE DEMOLITION AND REPAIR REQUIREMENTS AT EXISTING CONSTRUCTION AFFECTED BY NEW WORK (EG WALLS, CHASES, CEILINGS, ETC.). HOLES LEFT FROM DEMOLISHING PIPE THAT IS NOT REPLACED IN KIND SHALL BE PATCHED TO MATCH THE SURROUNDING CONDITIONS.
- H. REFER TO MECHANICAL DRAWINGS TO COORDINATE THE EXTENT OF PIPE DEMOLITION IN EACH LOCATION.
- I. HARD CEILING AND WALL FINISHES TO INCLUDE WALL MOUNTED ACCESSORIES (HANDRAILS/ GUARDRAILS, WALL BASE, ETC.) SHALL BE RESTORED TO MATCH EXISTING WALL FINISH SURFACE CONDITION AND ACCESSORY TYPE, PROFILE, COLOR, AND LOCATION(S). CEILING AND WALL SUBSTRATE REPAIR/RESTORATION SHALL ALIGN AND BE FLUSH WITH EXISTING SUBSTRATE SURFACES PRIOR TO FINAL FINISH APPLICATIONS. THERE SHALL BE NO VISIBLE INSTANCES/INDICATIONS OF EXISTING TO NEW WORK AREAS FOLLOWING NEW WORK.

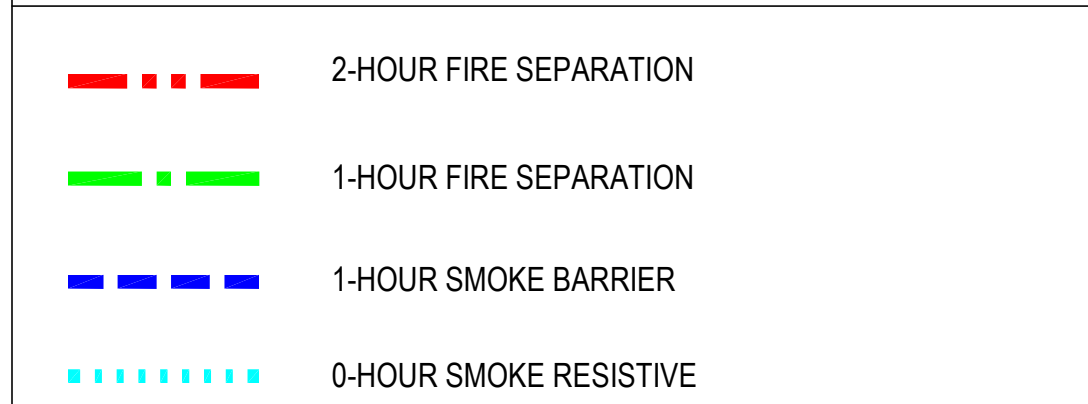
**KEYNOTES**

- 1 PATCH AND REPAIR TILE FLOOR AND WALL TO LIKE NEW CONDITION AS NECESSARY FROM WORK ON RADIATOR.
- 2 INSTALL FIRE RATED ACCESS PANEL IN CEILING FOR CAPPING OF RADIATOR PIPE IN FLOOR ABOVE.

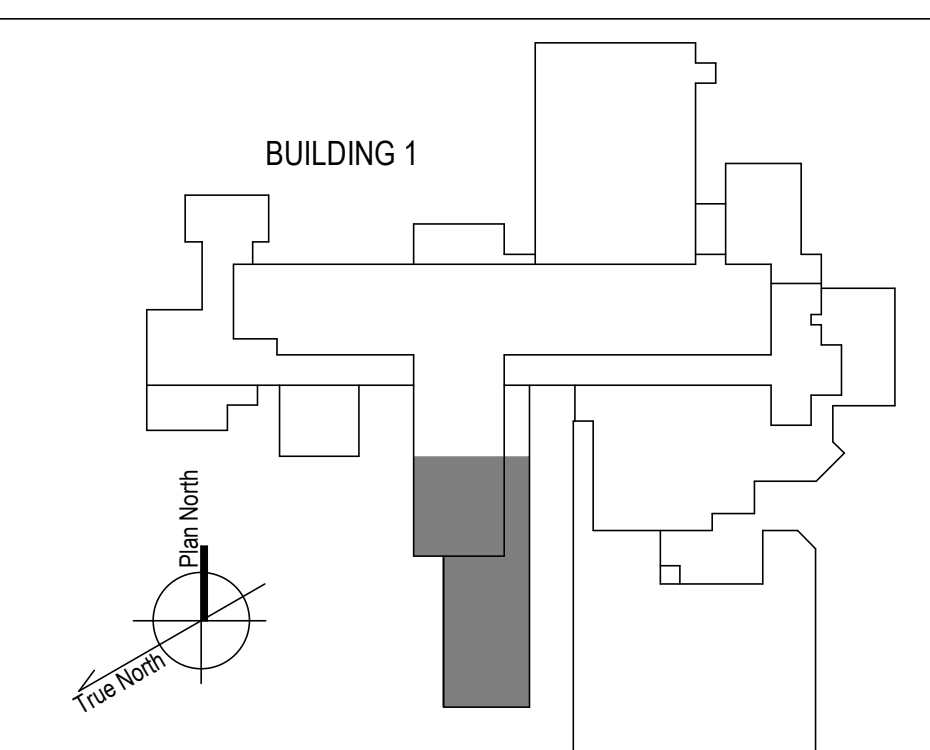
**LINE TYPE LEGEND**



**FIRE-RESISTIVE RATED WALL TYPE LEGEND**



**KEY PLAN**



<p>100% CONSTRUCTION DOCUMENTS - REV 1</p> <p>09/30/2024</p> <p>Issued: _____ Date: _____</p>	<p><b>CONSULTANTS:</b></p>	<p><b>ARCHITECT/ENGINEERS:</b></p> <p><b>VALHALLA ENGINEERING GROUP, LLC</b></p> <p>750 W HAMPODEN AVE SUITE 300 ENGLEWOOD, CO 80110 (720) 550-6307 WWW.VALHALLAENGINEERING.COM</p> <p>VEG 20.14</p>	<p><b>STAMP:</b></p>	<p>U.S. Department of Veterans Affairs</p>	<p>Drawing Title</p> <p><b>PLAN SOUTHWEST 3RD FLOOR ARCHITECTURAL PLAN</b></p> <p>Approved: Project Director</p>	<p>Phase</p> <p><b>100% CONSTRUCTION DOCUMENT</b></p>	<p>Project Title</p> <p><b>REPLACE STEAM SYSTEMS</b></p> <p>Location 2907 PLEASANT VALLEY BLVD ALTOONA, PA 16602</p> <p>Issue Date 09/30/2024</p> <p>Checked RA</p> <p>Drawn AB</p>	<p>Project Number</p> <p>503-19-112</p> <p>Building Number</p> <p>1</p> <p>Drawing Number</p> <p><b>AE135</b></p>
-----------------------------------------------------------------------------------------------	----------------------------	----------------------------------------------------------------------------------------------------------------------------------------------------------------------------------------------------------------------	----------------------	--------------------------------------------	------------------------------------------------------------------------------------------------------------------	-------------------------------------------------------	-----------------------------------------------------------------------------------------------------------------------------------------------------------------------------------------------------	-------------------------------------------------------------------------------------------------------------------

9/30/2024 4:15:38 PM  
 E:\300\20\_14\_Albana\_PA\_Steam\20\_14\_Albana\_Steam\_VEG\MEP\_R19.rvt

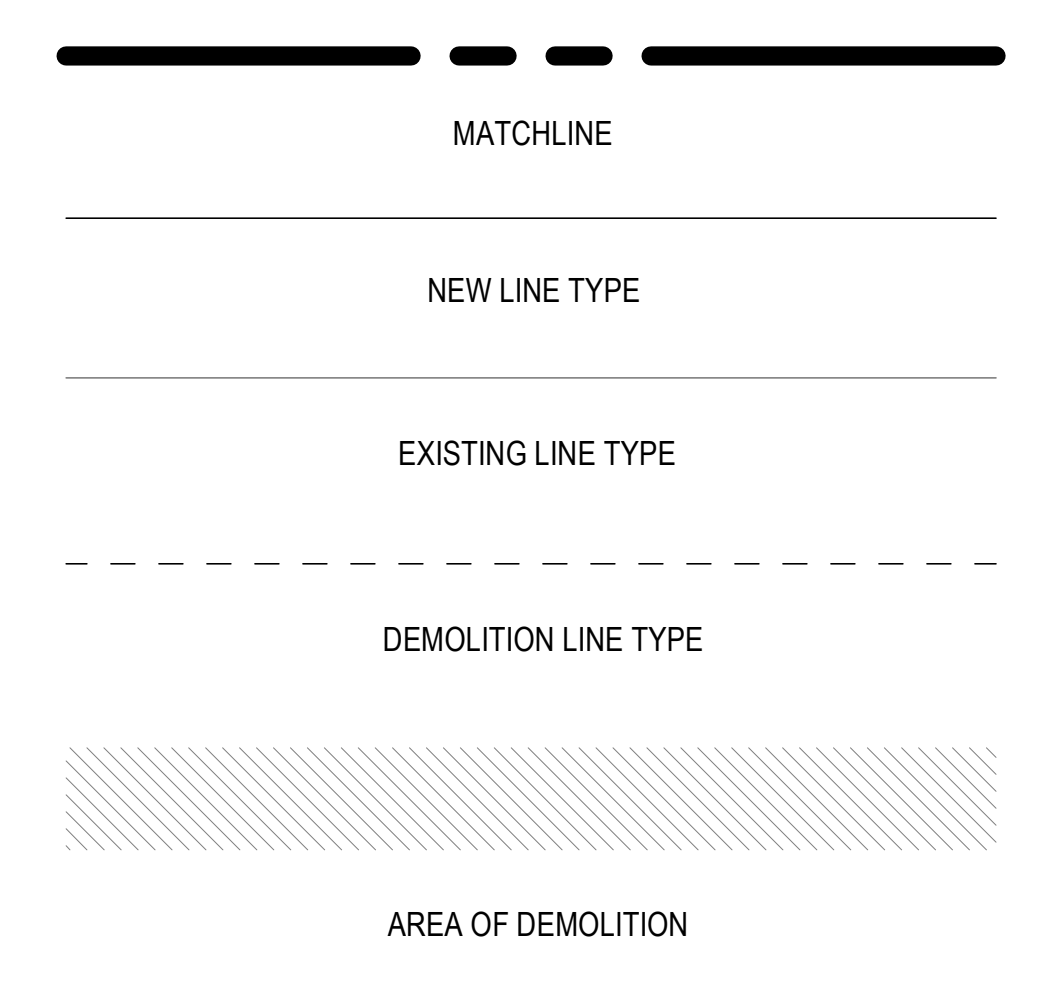
GENERAL NOTES

- A. REFER TO SPECIFICATIONS FOR FURTHER REQUIREMENTS IN THE SCOPE.
- B. REFER TO 'GC' SERIES SHEETS FOR WORK PHASING REQUIREMENTS.
- C. CONTRACTOR SHALL FIELD VERIFY EXISTING CONDITIONS AND REPORT ANY DISCREPANCIES TO THE VHA COR BEFORE PROCEEDING WITH WORK.
- D. REFER TO M-001 AND M-002 FOR ADDITIONAL GENERAL NOTES AND SYMBOLS.
- E. REFER TO HAZARDOUS MATERIAL SURVEY IN THE SPECIFICATIONS. DO NOT PROCEED WITH DEMOLITION OR DISTURBANCE OF ITEMS CONTAINING HAZARDOUS MATERIALS UNTIL ABATEMENT IN ACCORDANCE WITH HAZARDOUS MATERIAL ABATEMENT SPECIFICATIONS HAS BEEN PERFORMED.
- F. REFER TO G100-SERIES SHEETS FOR OVERALL LIFE SAFETY REFERENCE PLANS AND FOR LEGEND OF RATED WALL TYPES AS SHOWN ON MECHANICAL PLANS.
- G. REFER TO SPECIFICATIONS FOR SELECTIVE DEMOLITION AND REPAIR REQUIREMENTS AT EXISTING CONSTRUCTION AFFECTED BY NEW WORK (EG WALLS, CHASES, CEILINGS, ETC.). HOLES LEFT FROM DEMOLISHING PIPE THAT IS NOT REPLACED IN KIND SHALL BE PATCHED TO MATCH THE SURROUNDING CONDITIONS.
- H. REFER TO MECHANICAL DRAWINGS TO COORDINATE THE EXTENT OF PIPE DEMOLITION IN EACH LOCATION.
- I. HARD CEILING AND WALL FINISHES TO INCLUDE WALL MOUNTED ACCESSORIES (HANDRAILS/ GUARDRAILS, WALL BASE, ETC.) SHALL BE RESTORED TO MATCH EXISTING WALL FINISH SURFACE CONDITION AND ACCESSORY TYPE, PROFILE, COLOR, AND LOCATION(S). CEILING AND WALL SUBSTRATE REPAIR/RESTORATION SHALL ALIGN AND BE FLUSH WITH EXISTING SUBSTRATE SURFACES PRIOR TO FINAL FINISH APPLICATIONS. THERE SHALL BE NO VISIBLE INSTANCES/INDICATIONS OF EXISTING TO NEW WORK AREAS FOLLOWING NEW WORK.

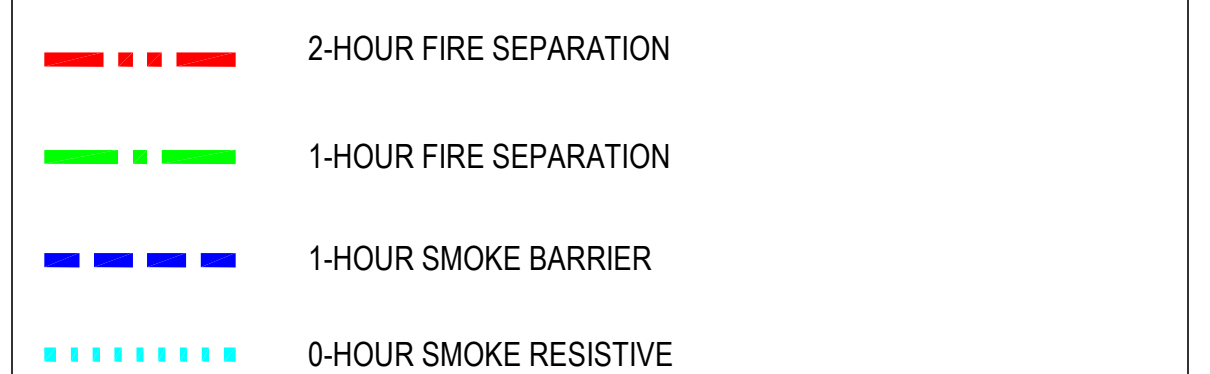
KEYNOTES

- 1 DEMOLISH ONLY PORTION OF WALL REQUIRED TO REMOVE AND REPLACE PIPING. REPLACE WALL WITH SIMILAR CONSTRUCTION TO LIKE NEW CONDITION. EXPAND AS REQUIRED TO ACCOMMODATE NEW PIPING. UP TO DIMENSIONS SHOWN. FIELD VERIFY EXISTING CONSTRUCTION ON SITE AND USE SIMILAR CONSTRUCTION FOR NEW WALLS.
- 2 PATCH AND REPAIR TILE FLOOR AND WALL TO LIKE NEW CONDITION AS NECESSARY FROM WORK ON RADIATOR.
- 3 INSTALL FIRE RATED ACCESS PANEL IN CEILING FOR CAPPING OF RADIATOR PIPE IN FLOOR ABOVE.

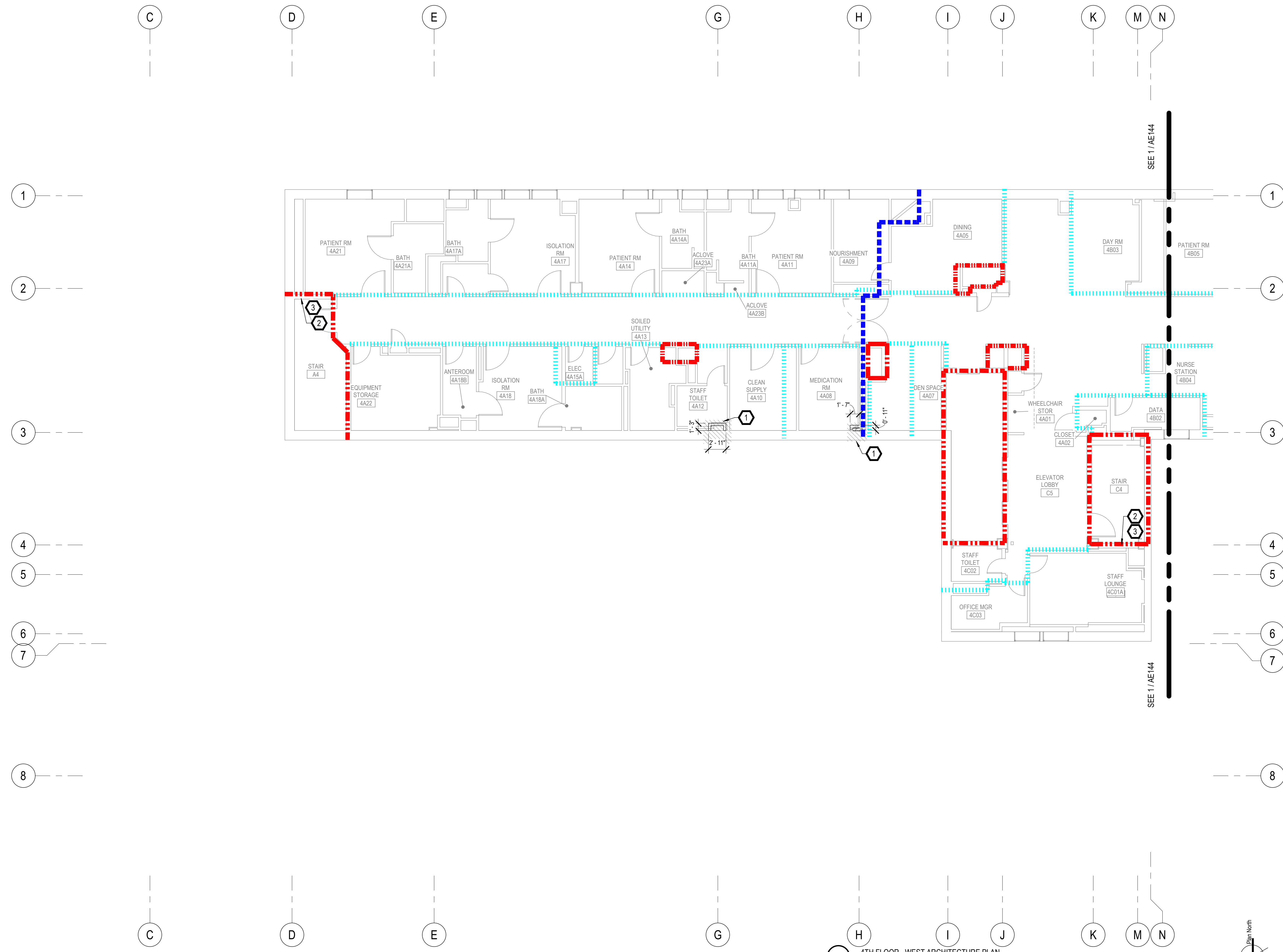
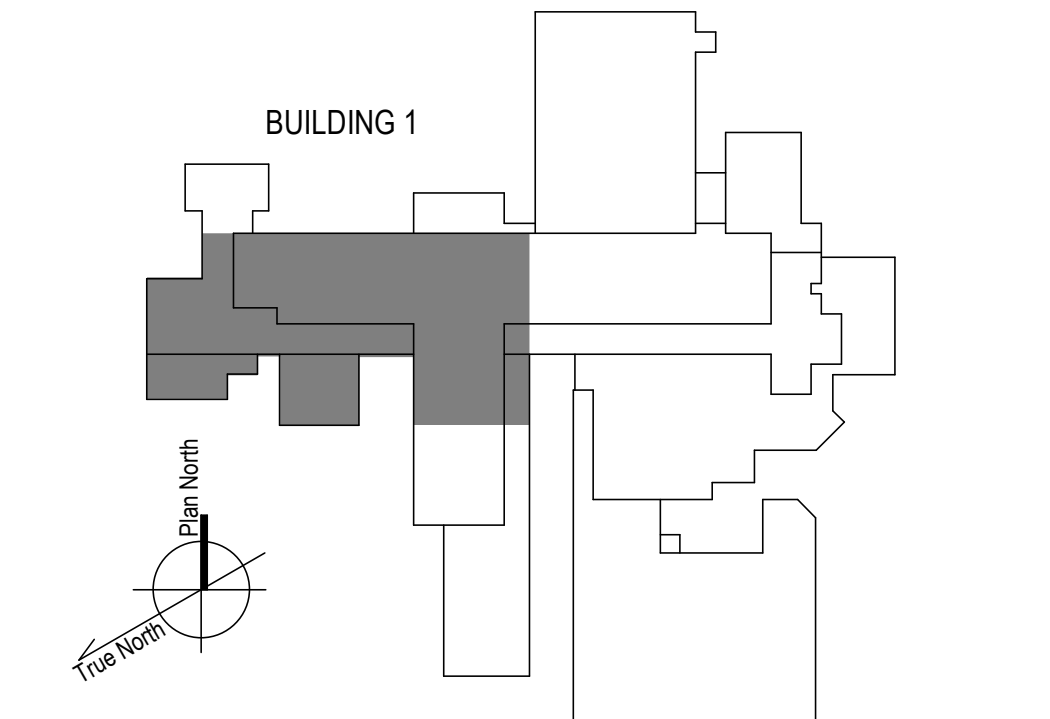
LINE TYPE LEGEND



FIRE-RESISTIVE RATED WALL TYPE LEGEND



KEY PLAN



1 4TH FLOOR - WEST ARCHITECTURE PLAN  
1/8" = 1'-0"

100% CONSTRUCTION DOCUMENTS - REV 1	09/30/2024
Issued:	Date:

CONSULTANTS:

ARCHITECT/ENGINEERS:  
**VALHALLA ENGINEERING GROUP, LLC**  
 750 W HAMPTDEN AVE  
 SUITE 300  
 ENGLEWOOD, CO 80110  
 (720) 550-8307  
 WWW.VALHALLAENGINEERING.COM

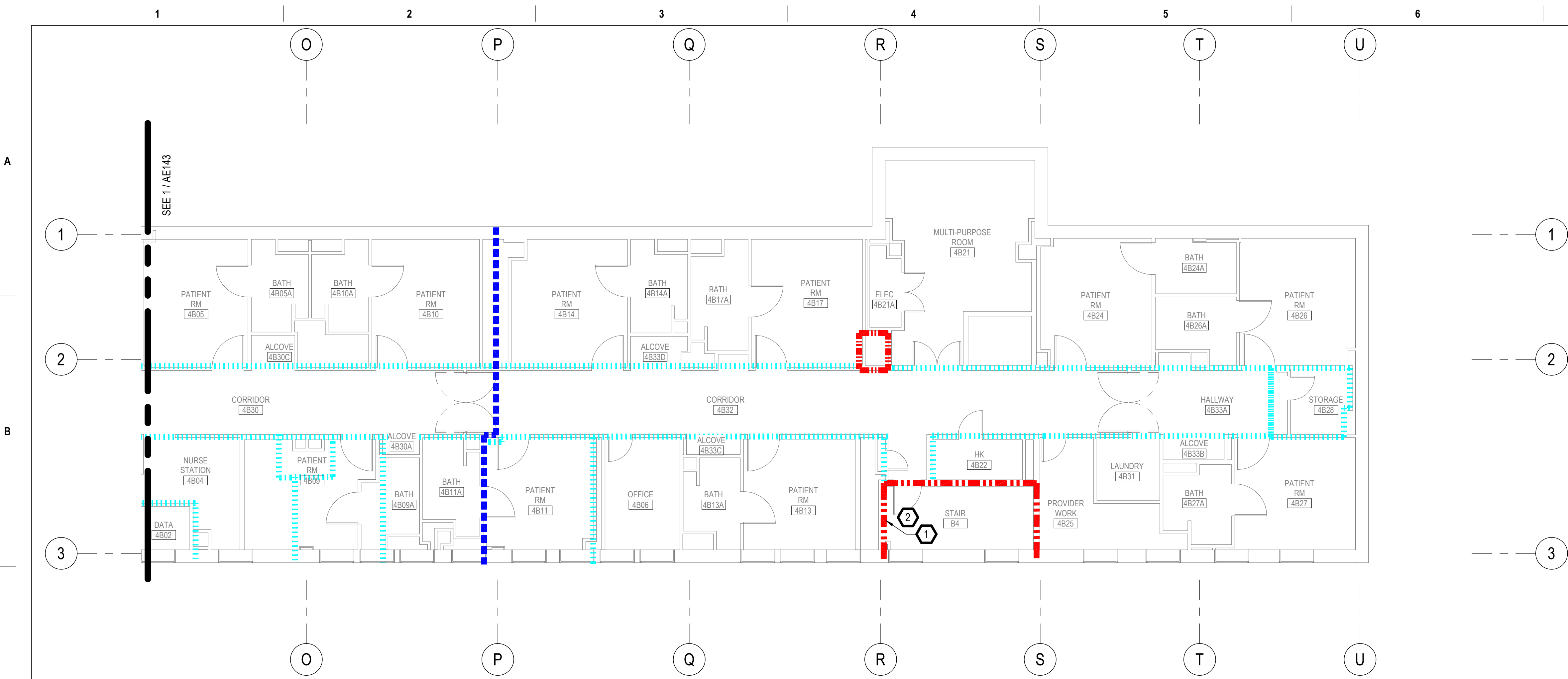
STAMP:  
 ARCHITECT  
 ENGINEER  
 10/01/2024



Drawing Title  
**PLAN WEST 4TH FLOOR ARCHITECTURAL PLAN**  
 Approved: Project Director

Phase  
**100% CONSTRUCTION DOCUMENT**

Project Title REPLACE STEAM SYSTEMS	Project Number 503-19-112
Location 2907 PLEASANT VALLEY BLVD ALTOONA, PA 16602	Building Number 1
Issue Date 09/30/2024	Checked TW
Drawn AW	Drawing Number AE143



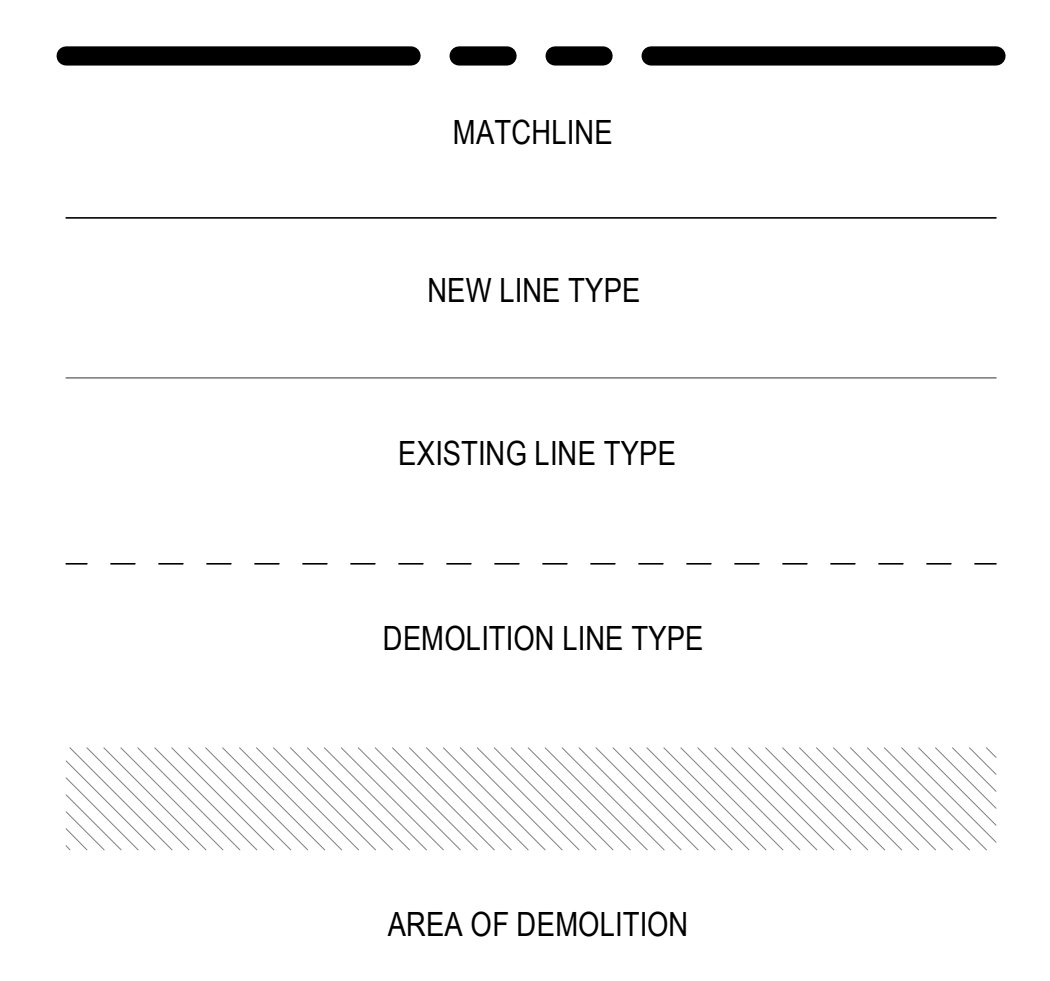
**GENERAL NOTES**

- A. REFER TO SPECIFICATIONS FOR FURTHER REQUIREMENTS IN THE SCOPE.
- B. REFER TO 'GC' SERIES SHEETS FOR WORK PHASING REQUIREMENTS.
- C. CONTRACTOR SHALL FIELD VERIFY EXISTING CONDITIONS AND REPORT ANY DISCREPANCIES TO THE VHA COR BEFORE PROCEEDING WITH WORK.
- D. REFER TO M-001 AND M-002 FOR ADDITIONAL GENERAL NOTES AND SYMBOLS.
- E. REFER TO HAZARDOUS MATERIAL SURVEY IN THE SPECIFICATIONS. DO NOT PROCEED WITH DEMOLITION OR DISTURBANCE OF ITEMS CONTAINING HAZARDOUS MATERIALS UNTIL ABATEMENT IN ACCORDANCE WITH HAZARDOUS MATERIAL ABATEMENT SPECIFICATIONS HAS BEEN PERFORMED.
- F. REFER TO G100-SERIES SHEETS FOR OVERALL LIFE SAFETY REFERENCE PLANS AND FOR LEGEND OF RATED WALL TYPES AS SHOWN ON MECHANICAL PLANS.
- G. REFER TO SPECIFICATIONS FOR SELECTIVE DEMOLITION AND REPAIR REQUIREMENTS AT EXISTING CONSTRUCTION AFFECTED BY NEW WORK (EG WALLS, CHASES, CEILINGS, ETC.). HOLES LEFT FROM DEMOLISHING PIPE THAT IS NOT REPLACED IN KIND SHALL BE PATCHED TO MATCH THE SURROUNDING CONDITIONS.
- H. REFER TO MECHANICAL DRAWINGS TO COORDINATE THE EXTENT OF PIPE DEMOLITION IN EACH LOCATION.
- I. HARD CEILING AND WALL FINISHES TO INCLUDE WALL MOUNTED ACCESSORIES (HANDRAILS/ GUARDRAILS, WALL BASE, ETC.) SHALL BE RESTORED TO MATCH EXISTING WALL FINISH SURFACE CONDITION AND ACCESSORY TYPE, PROFILE, COLOR, AND LOCATION(S). CEILING AND WALL SUBSTRATE REPAIR/RESTORATION SHALL ALIGN AND BE FLUSH WITH EXISTING SUBSTRATE SURFACES PRIOR TO FINAL FINISH APPLICATIONS. THERE SHALL BE NO VISIBLE INSTANCES/INDICATIONS OF EXISTING TO NEW WORK AREAS FOLLOWING NEW WORK.

**KEYNOTES**

- 1 PATCH AND REPAIR TILE FLOOR AND WALL TO LIKE NEW CONDITION AS NECESSARY FROM WORK ON RADIATOR.
- 2 INSTALL FIRE RATED ACCESS PANEL IN CEILING FOR CAPPING OF RADIATOR PIPE IN FLOOR ABOVE.

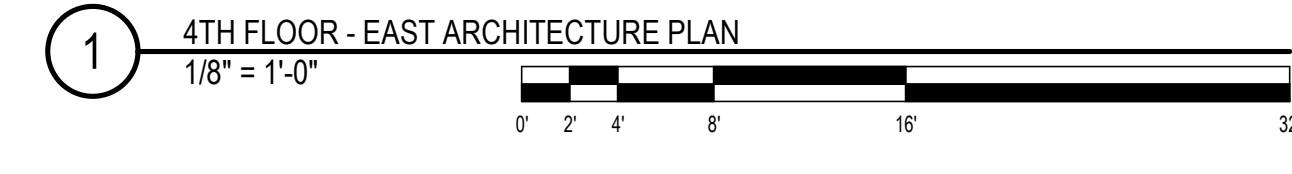
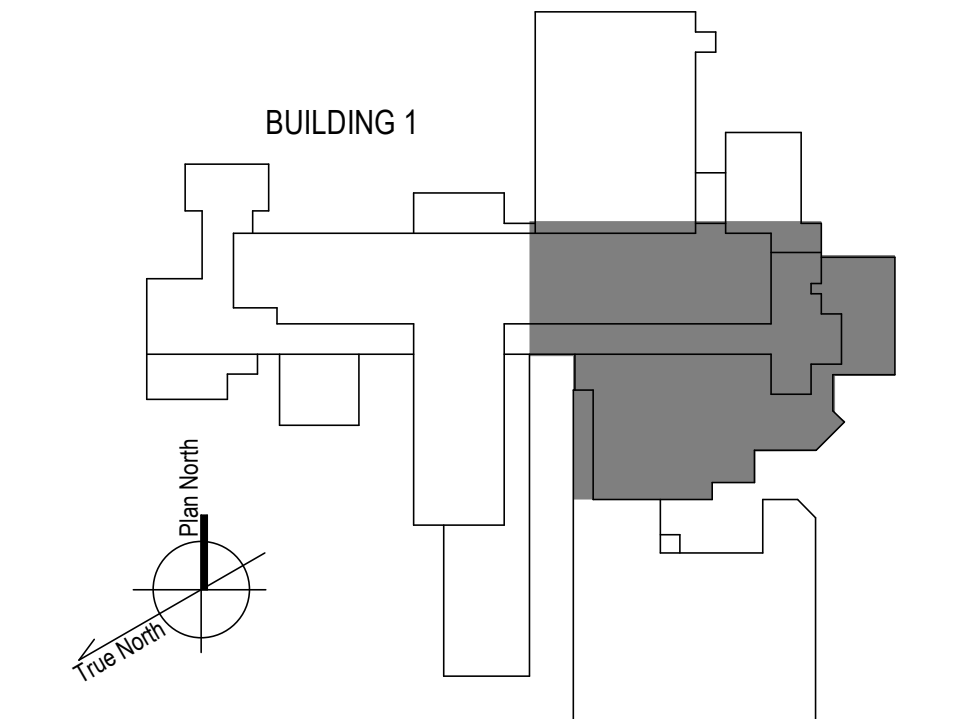
**LINE TYPE LEGEND**



**FIRE-RESISTIVE RATED WALL TYPE LEGEND**

- 2-HOUR FIRE SEPARATION
- 1-HOUR FIRE SEPARATION
- 1-HOUR SMOKE BARRIER
- 0-HOUR SMOKE RESISTIVE

**KEY PLAN**



100% CONSTRUCTION DOCUMENTS - REV 1	09/30/2024
Issued:	Date:

**CONSULTANTS:**

**ARCHITECT/ENGINEERS:**

**VALHALLA ENGINEERING GROUP, LLC**

750 W HAMPODEN AVE  
SUITE 300  
ENGLEWOOD, CO 80110  
(720) 550-8307  
WWW.VALHALLAENGINEERING.COM

VEG 20.14

**STAMP:**



Drawing Title  
**PLAN EAST 4TH FLOOR ARCHITECTURAL PLAN**

Approved: Project Director

Phase  
**100% CONSTRUCTION DOCUMENT**

Project Title <b>REPLACE STEAM SYSTEMS</b>	Project Number <b>503-19-112</b>
Location 2907 PLEASANT VALLEY BLVD ALTOONA, PA 16602	Building Number <b>1</b>
Issue Date <b>09/30/2024</b>	Checked <b>MB</b>
Drawn <b>KM</b>	Drawing Number <b>AE144</b>

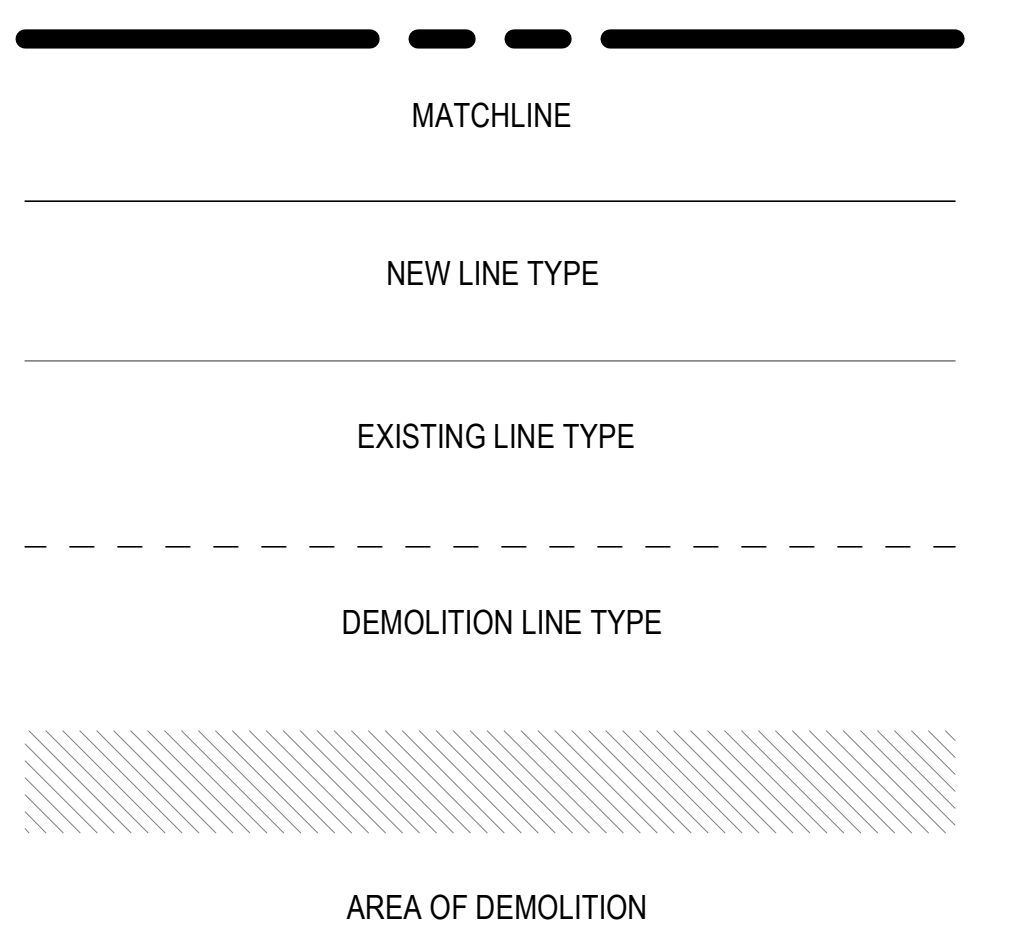
**GENERAL NOTES**

- A. REFER TO SPECIFICATIONS FOR FURTHER REQUIREMENTS IN THE SCOPE.
- B. REFER TO 'GC' SERIES SHEETS FOR WORK PHASING REQUIREMENTS.
- C. CONTRACTOR SHALL FIELD VERIFY EXISTING CONDITIONS AND REPORT ANY DISCREPANCIES TO THE VHA COR BEFORE PROCEEDING WITH WORK.
- D. REFER TO M-001 AND M-002 FOR ADDITIONAL GENERAL NOTES AND SYMBOLS.
- E. REFER TO HAZARDOUS MATERIAL SURVEY IN THE SPECIFICATIONS. DO NOT PROCEED WITH DEMOLITION OR DISTURBANCE OF ITEMS CONTAINING HAZARDOUS MATERIALS UNTIL ABATEMENT IN ACCORDANCE WITH HAZARDOUS MATERIAL ABATEMENT SPECIFICATIONS HAS BEEN PERFORMED.
- F. REFER TO G100-SERIES SHEETS FOR OVERALL LIFE SAFETY REFERENCE PLANS AND FOR LEGEND OF RATED WALL TYPES AS SHOWN ON MECHANICAL PLANS.
- G. REFER TO SPECIFICATIONS FOR SELECTIVE DEMOLITION AND REPAIR REQUIREMENTS AT EXISTING CONSTRUCTION AFFECTED BY NEW WORK (EG WALLS, CHASES, CEILINGS, ETC.). HOLES LEFT FROM DEMOLISHING PIPE THAT IS NOT REPLACED IN KIND SHALL BE PATCHED TO MATCH THE SURROUNDING CONDITIONS.
- H. REFER TO MECHANICAL DRAWINGS TO COORDINATE THE EXTENT OF PIPE DEMOLITION IN EACH LOCATION.
- I. HARD CEILING AND WALL FINISHES TO INCLUDE WALL MOUNTED ACCESSORIES (HANDRAILS/ GUARDRAILS, WALL BASE, ETC.) SHALL BE RESTORED TO MATCH EXISTING WALL FINISH SURFACE CONDITION AND ACCESSORY TYPE, PROFILE, COLOR, AND LOCATION(S). CEILING AND WALL SUBSTRATE REPAIR/RESTORATION SHALL ALIGN AND BE FLUSH WITH EXISTING SUBSTRATE SURFACES PRIOR TO FINAL FINISH APPLICATIONS. THERE SHALL BE NO VISIBLE INSTANCES/INDICATIONS OF EXISTING TO NEW WORK AREAS FOLLOWING NEW WORK.

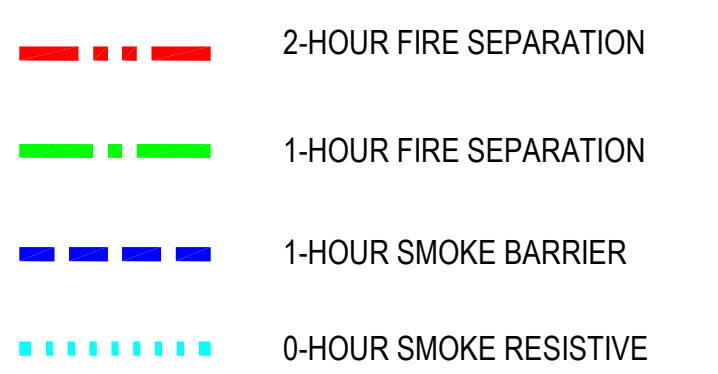
**KEYNOTES**

- 1 PATCH AND REPAIR TILE FLOOR AND WALL TO LIKE NEW CONDITION AS NECESSARY FROM WORK ON RADIATOR.
- 2 INSTALL FIRE RATED ACCESS PANEL IN CEILING FOR CAPING OF RADIATOR PIPE IN FLOOR ABOVE.

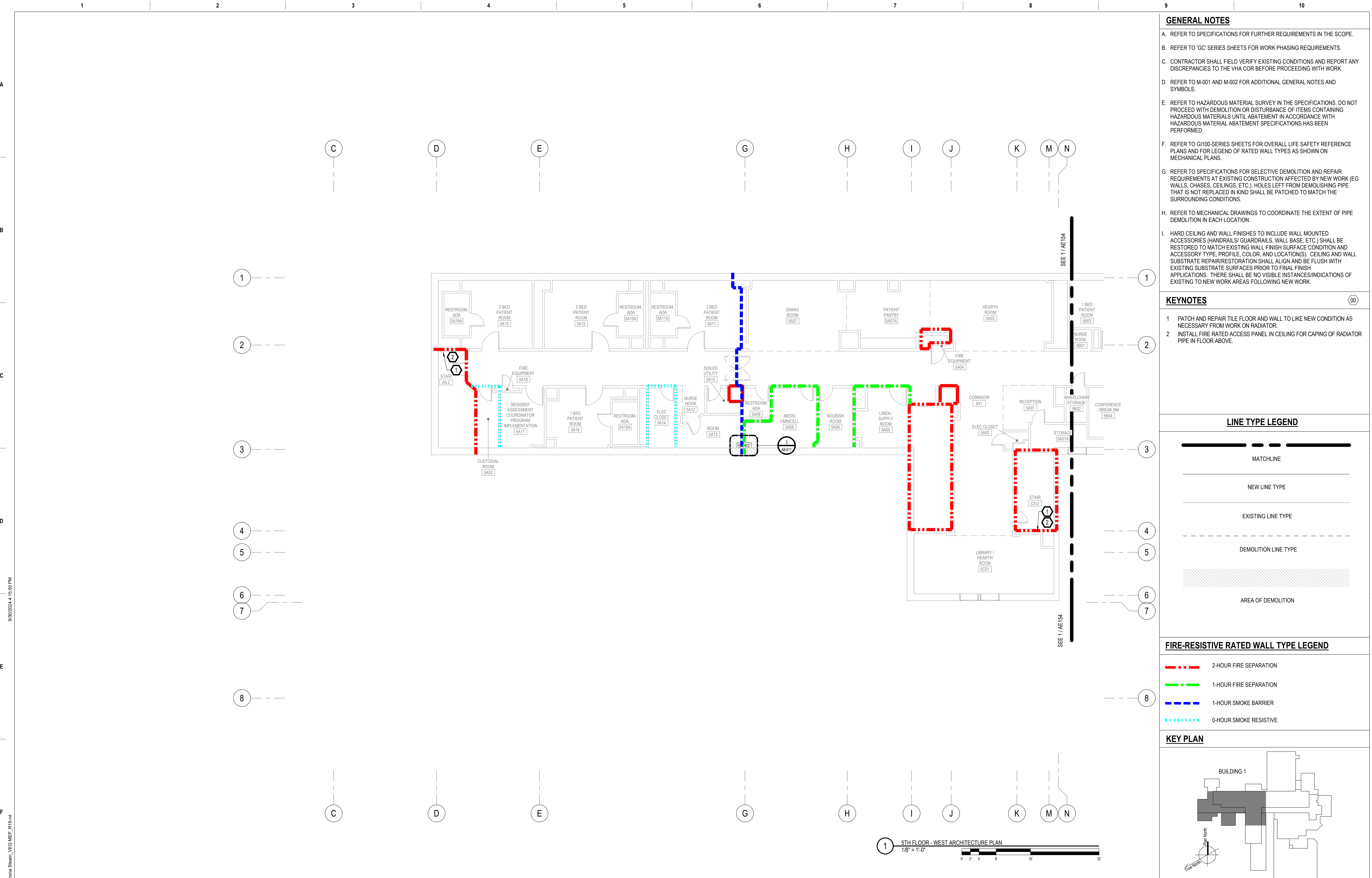
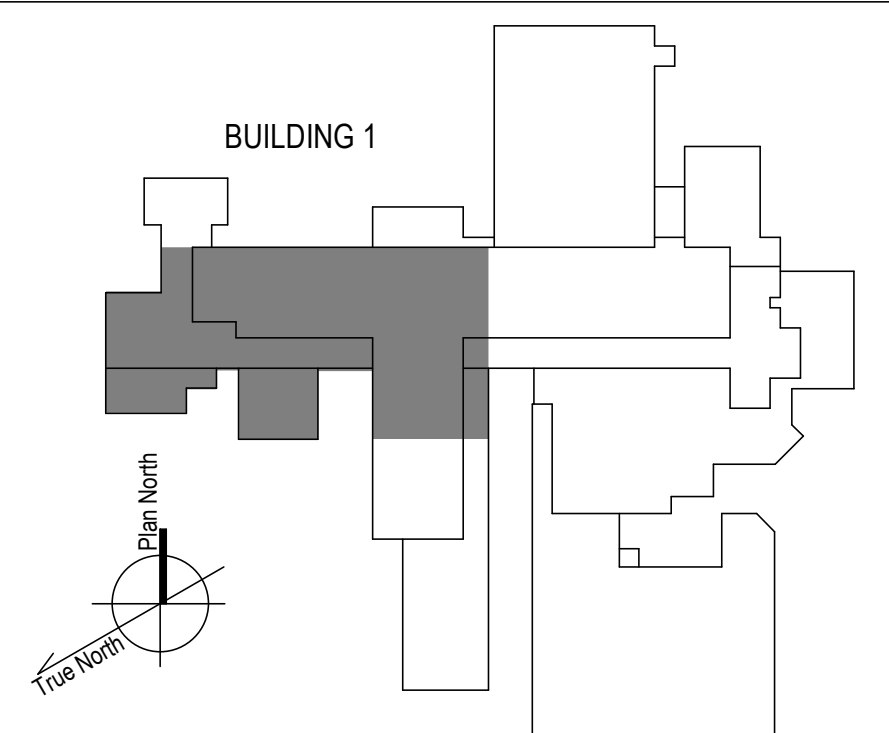
**LINE TYPE LEGEND**



**FIRE-RESISTIVE RATED WALL TYPE LEGEND**

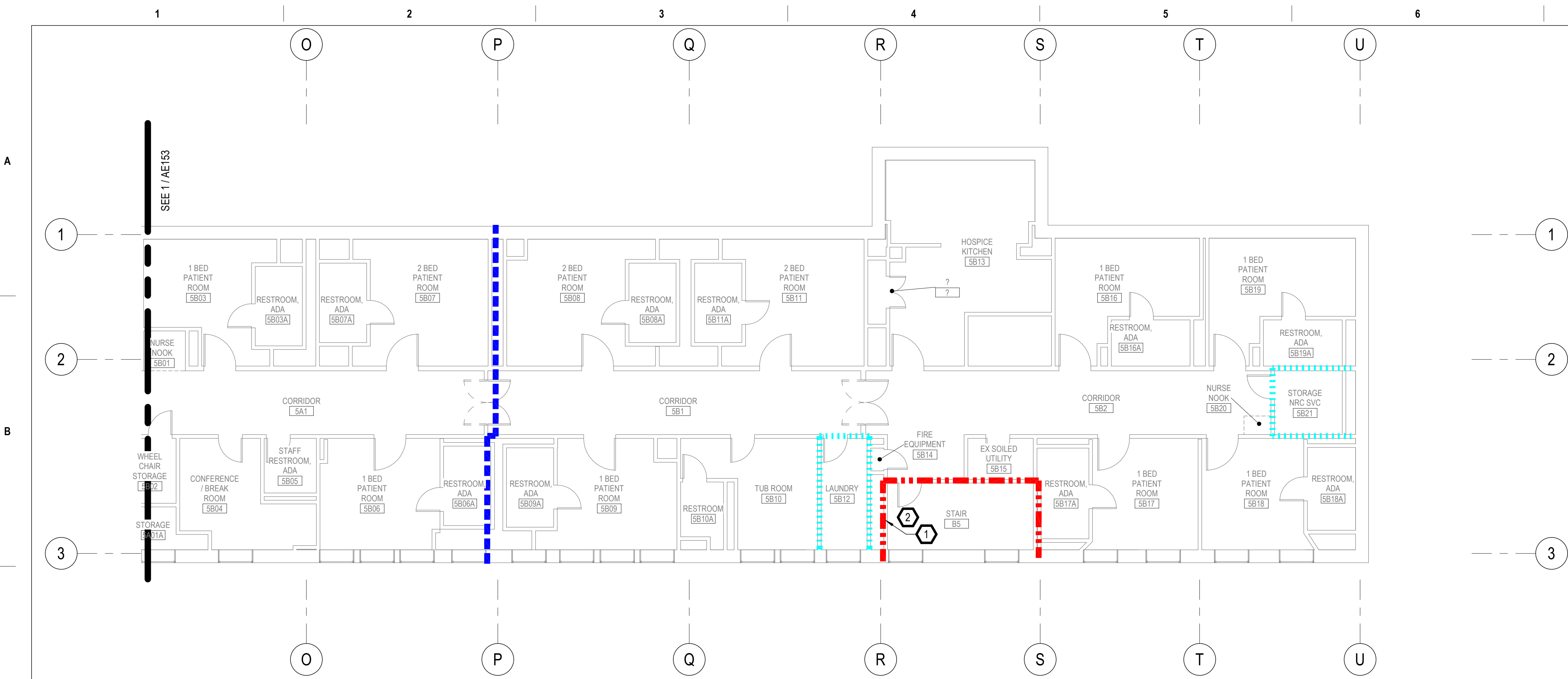


**KEY PLAN**



1 5TH FLOOR - WEST ARCHITECTURE PLAN  
1/8" = 1'-0"

100% CONSTRUCTION DOCUMENTS - REV 1	09/30/2024	<b>CONSULTANTS:</b>		<b>ARCHITECT/ENGINEERS:</b>		<b>STAMP:</b>		Drawing Title <b>PLAN WEST 5TH FLOOR ARCHITECTURAL PLAN</b>		Phase <b>100% CONSTRUCTION DOCUMENT</b>		Project Title <b>REPLACE STEAM SYSTEMS</b>		Project Number <b>503-19-112</b>	
				 VALHALLA ENGINEERING GROUP, LLC 750 W HAMPTDEN AVE SUITE 300 ENGLEWOOD, CO 80110 (720) 950-8307 WWW.VALHALLAENGINEERING.COM		 MITCH BIBBLE ENGINEER 10/01/2024		 U.S. Department of Veterans Affairs		Approved: Project Director				Building Number <b>1</b>	
Issued:	Date:			VEG 20.14								Location 2907 PLEASANT VALLEY BLVD ALTOONA, PA 16602		Drawing Number <b>AE153</b>	
												Issue Date 09/30/2024		Checked TW	
												Drawn AW			



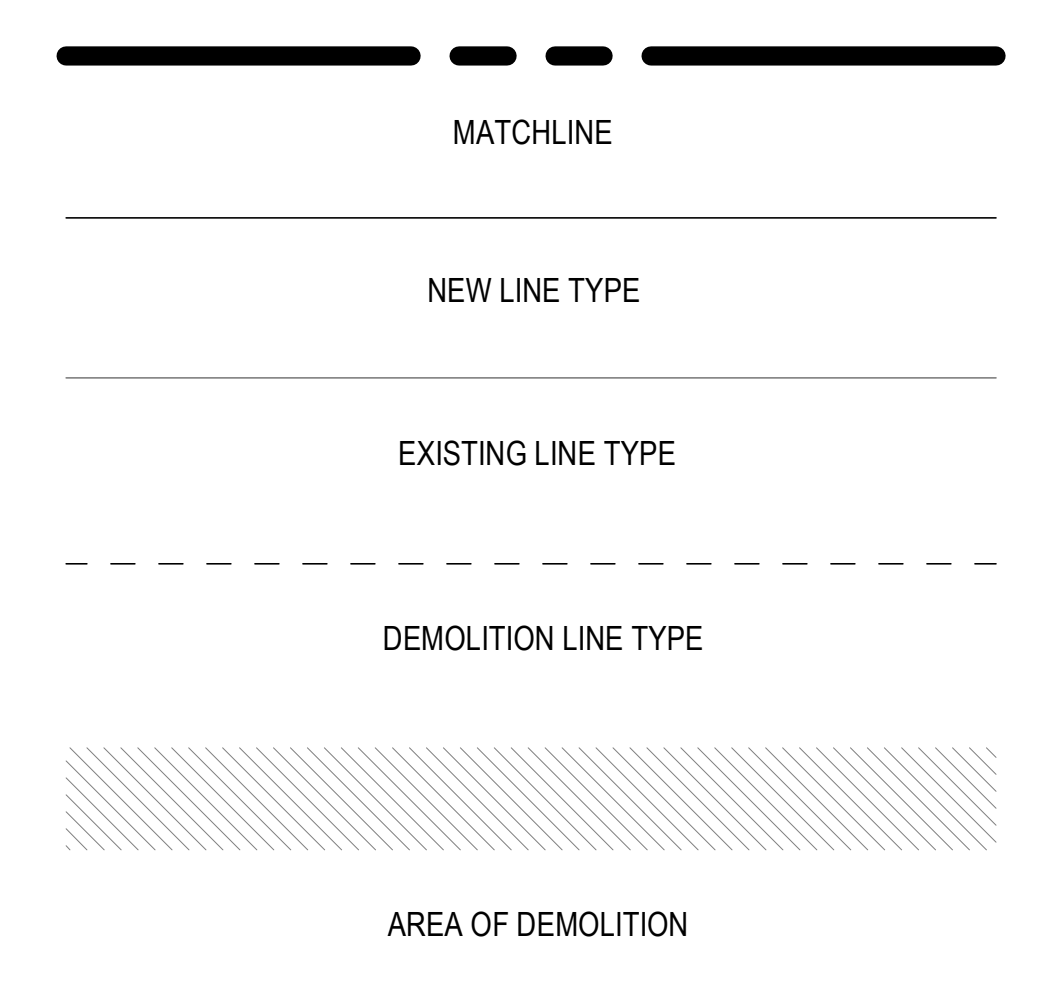
**GENERAL NOTES**

- A. REFER TO SPECIFICATIONS FOR FURTHER REQUIREMENTS IN THE SCOPE.
- B. REFER TO 'GC' SERIES SHEETS FOR WORK PHASING REQUIREMENTS.
- C. CONTRACTOR SHALL FIELD VERIFY EXISTING CONDITIONS AND REPORT ANY DISCREPANCIES TO THE VHA COR BEFORE PROCEEDING WITH WORK.
- D. REFER TO M-001 AND M-002 FOR ADDITIONAL GENERAL NOTES AND SYMBOLS.
- E. REFER TO HAZARDOUS MATERIAL SURVEY IN THE SPECIFICATIONS. DO NOT PROCEED WITH DEMOLITION OR DISTURBANCE OF ITEMS CONTAINING HAZARDOUS MATERIALS UNTIL ABATEMENT IN ACCORDANCE WITH HAZARDOUS MATERIAL ABATEMENT SPECIFICATIONS HAS BEEN PERFORMED.
- F. REFER TO G100-SERIES SHEETS FOR OVERALL LIFE SAFETY REFERENCE PLANS AND FOR LEGEND OF RATED WALL TYPES AS SHOWN ON MECHANICAL PLANS.
- G. REFER TO SPECIFICATIONS FOR SELECTIVE DEMOLITION AND REPAIR REQUIREMENTS AT EXISTING CONSTRUCTION AFFECTED BY NEW WORK (EG WALLS, CHASES, CEILINGS, ETC.). HOLES LEFT FROM DEMOLISHING PIPE THAT IS NOT REPLACED IN KIND SHALL BE PATCHED TO MATCH THE SURROUNDING CONDITIONS.
- H. REFER TO MECHANICAL DRAWINGS TO COORDINATE THE EXTENT OF PIPE DEMOLITION IN EACH LOCATION.
- I. HARD CEILING AND WALL FINISHES TO INCLUDE WALL MOUNTED ACCESSORIES (HANDRAILS/ GUARDRAILS, WALL BASE, ETC.) SHALL BE RESTORED TO MATCH EXISTING WALL FINISH SURFACE CONDITION AND ACCESSORY TYPE, PROFILE, COLOR, AND LOCATION(S). CEILING AND WALL SUBSTRATE REPAIR/RESTORATION SHALL ALIGN AND BE FLUSH WITH EXISTING SUBSTRATE SURFACES PRIOR TO FINAL FINISH APPLICATIONS. THERE SHALL BE NO VISIBLE INSTANCES/INDICATIONS OF EXISTING TO NEW WORK AREAS FOLLOWING NEW WORK.

**KEYNOTES**

- 1 PATCH AND REPAIR TILE FLOOR AND WALL TO LIKE NEW CONDITION AS NECESSARY FROM WORK ON RADIATOR.
- 2 INSTALL FIRE RATED ACCESS PANEL IN CEILING FOR CAPPING OF RADIATOR PIPE IN FLOOR ABOVE.

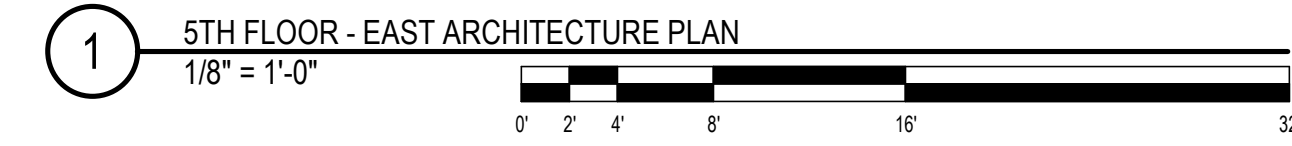
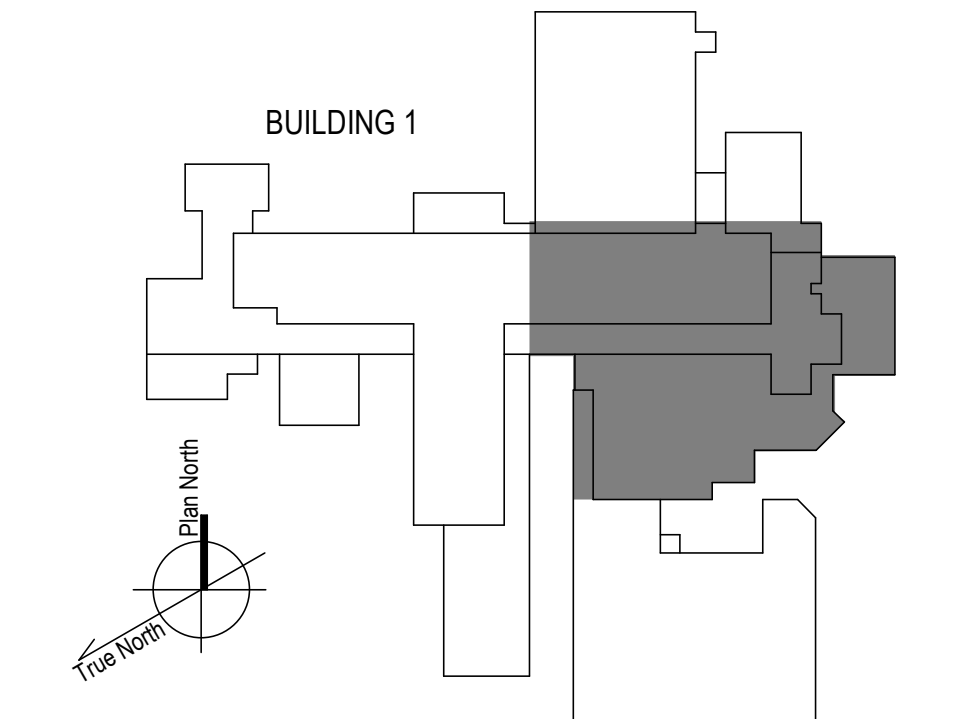
**LINE TYPE LEGEND**



**FIRE-RESISTIVE RATED WALL TYPE LEGEND**



**KEY PLAN**



100% CONSTRUCTION DOCUMENTS - REV 1	09/30/2024
Issued:	Date:

**CONSULTANTS:**

**ARCHITECT/ENGINEERS:**

**VALHALLA ENGINEERING GROUP, LLC**

750 W HAMPTDEN AVE  
SUITE 300  
ENGLEWOOD, CO 80110  
(720) 550-6307  
WWW.VALHALLAENGINEERING.COM

VEG 20.14

**STAMP:**



**Drawing Title**

**PLAN EAST 5TH FLOOR ARCHITECTURAL PLAN**

Approved: Project Director

**Phase**

**100% CONSTRUCTION DOCUMENT**

<b>Project Title</b>	<b>Project Number</b>
REPLACE STEAM SYSTEMS	503-19-112
<b>Location</b>	<b>Building Number</b>
2907 PLEASANT VALLEY BLVD ALTOONA, PA 16602	1
<b>Issue Date</b>	<b>Drawing Number</b>
09/30/2024	AE154
<b>Checked</b>	<b>Drawn</b>
MB	KM



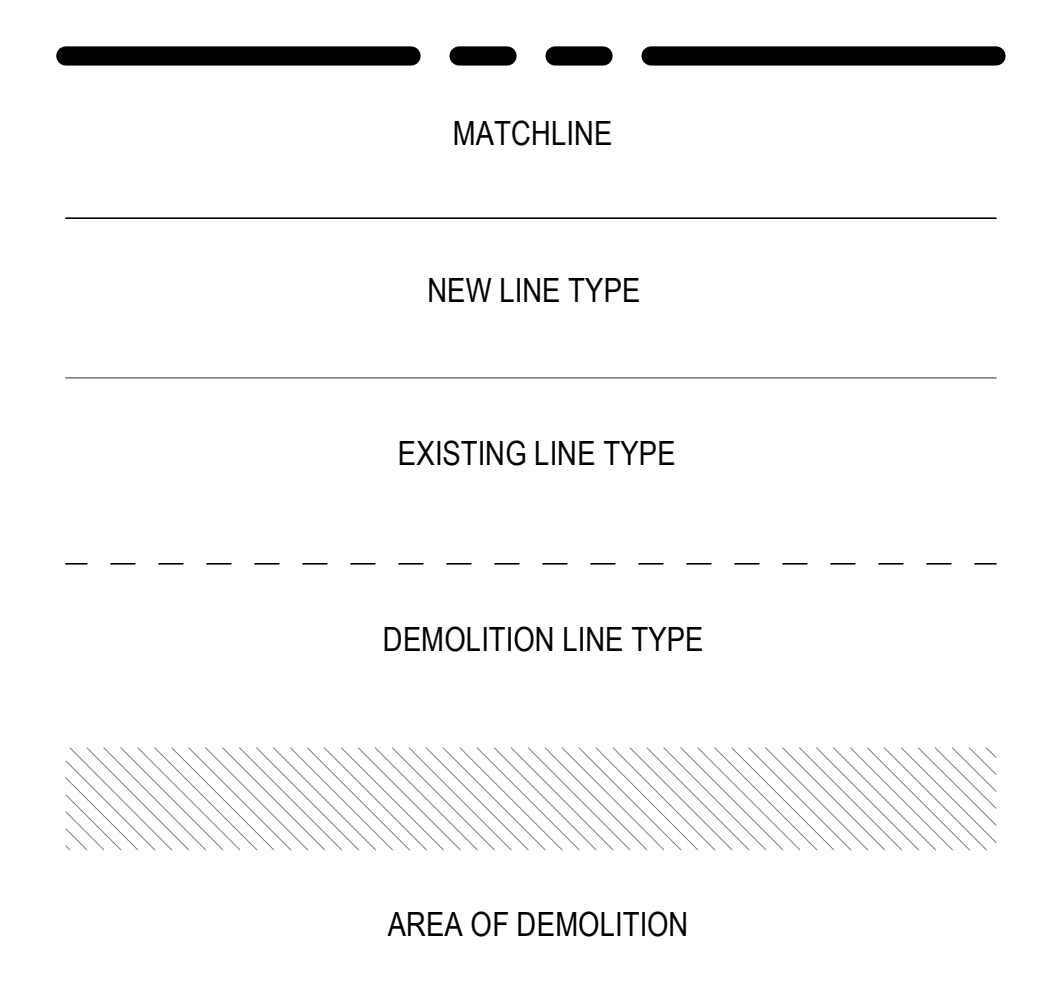
**GENERAL NOTES**

- A. REFER TO SPECIFICATIONS FOR FURTHER REQUIREMENTS IN THE SCOPE.
- B. REFER TO 'GC' SERIES SHEETS FOR WORK PHASING REQUIREMENTS.
- C. CONTRACTOR SHALL FIELD VERIFY EXISTING CONDITIONS AND REPORT ANY DISCREPANCIES TO THE VHA COR BEFORE PROCEEDING WITH WORK.
- D. REFER TO M-001 AND M-002 FOR ADDITIONAL GENERAL NOTES AND SYMBOLS.
- E. REFER TO HAZARDOUS MATERIAL SURVEY IN THE SPECIFICATIONS. DO NOT PROCEED WITH DEMOLITION OR DISTURBANCE OF ITEMS CONTAINING HAZARDOUS MATERIALS UNTIL ABATEMENT IN ACCORDANCE WITH HAZARDOUS MATERIAL ABATEMENT SPECIFICATIONS HAS BEEN PERFORMED.
- F. REFER TO G100-SERIES SHEETS FOR OVERALL LIFE SAFETY REFERENCE PLANS AND FOR LEGEND OF RATED WALL TYPES AS SHOWN ON MECHANICAL PLANS.
- G. REFER TO SPECIFICATIONS FOR SELECTIVE DEMOLITION AND REPAIR REQUIREMENTS AT EXISTING CONSTRUCTION AFFECTED BY NEW WORK (EG WALLS, CHASES, CEILINGS, ETC.). HOLES LEFT FROM DEMOLISHING PIPE THAT IS NOT REPLACED IN KIND SHALL BE PATCHED TO MATCH THE SURROUNDING CONDITIONS.
- H. REFER TO MECHANICAL DRAWINGS TO COORDINATE THE EXTENT OF PIPE DEMOLITION IN EACH LOCATION.
- I. HARD CEILING AND WALL FINISHES TO INCLUDE WALL MOUNTED ACCESSORIES (HANDRAILS/ GUARDRAILS, WALL BASE, ETC.) SHALL BE RESTORED TO MATCH EXISTING WALL FINISH SURFACE CONDITION AND ACCESSORY TYPE, PROFILE, COLOR, AND LOCATION(S). CEILING AND WALL SUBSTRATE REPAIR/RESTORATION SHALL ALIGN AND BE FLUSH WITH EXISTING SUBSTRATE SURFACES PRIOR TO FINAL FINISH APPLICATIONS. THERE SHALL BE NO VISIBLE INSTANCES/INDICATIONS OF EXISTING TO NEW WORK AREAS FOLLOWING NEW WORK.

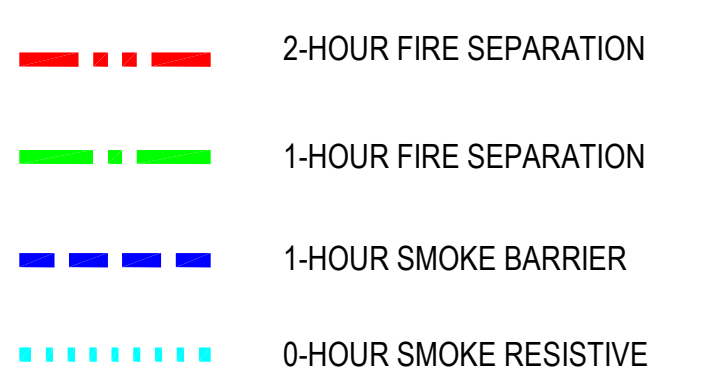
**KEYNOTES**

- 1 PATCH AND REPAIR TILE FLOOR AND WALL TO LIKE NEW CONDITION AS NECESSARY FROM WORK ON RADIATOR.
- 2 INSTALL FIRE RATED ACCESS PANEL IN CEILING FOR CAPPING OF RADIATOR PIPE IN FLOOR ABOVE.

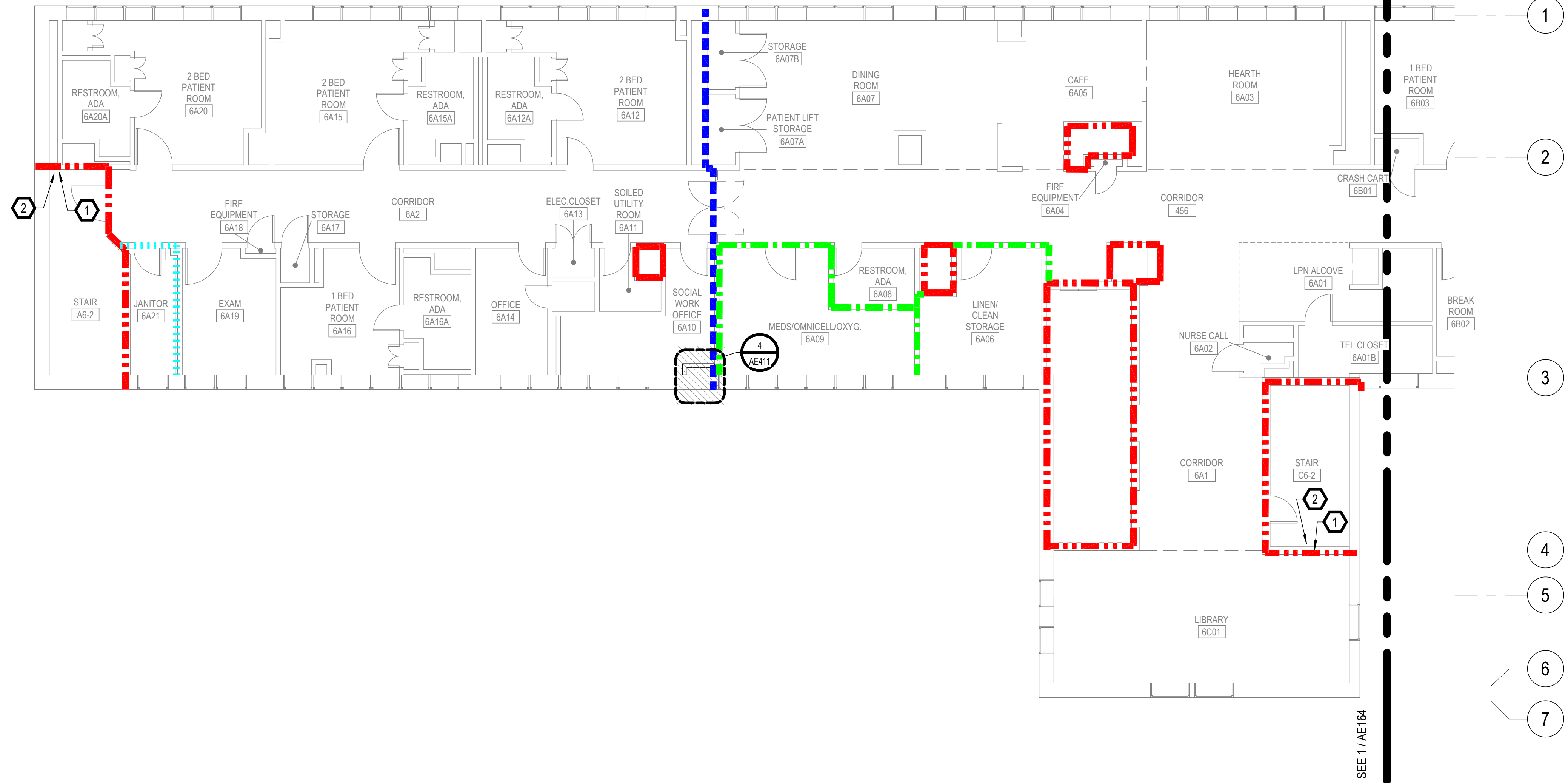
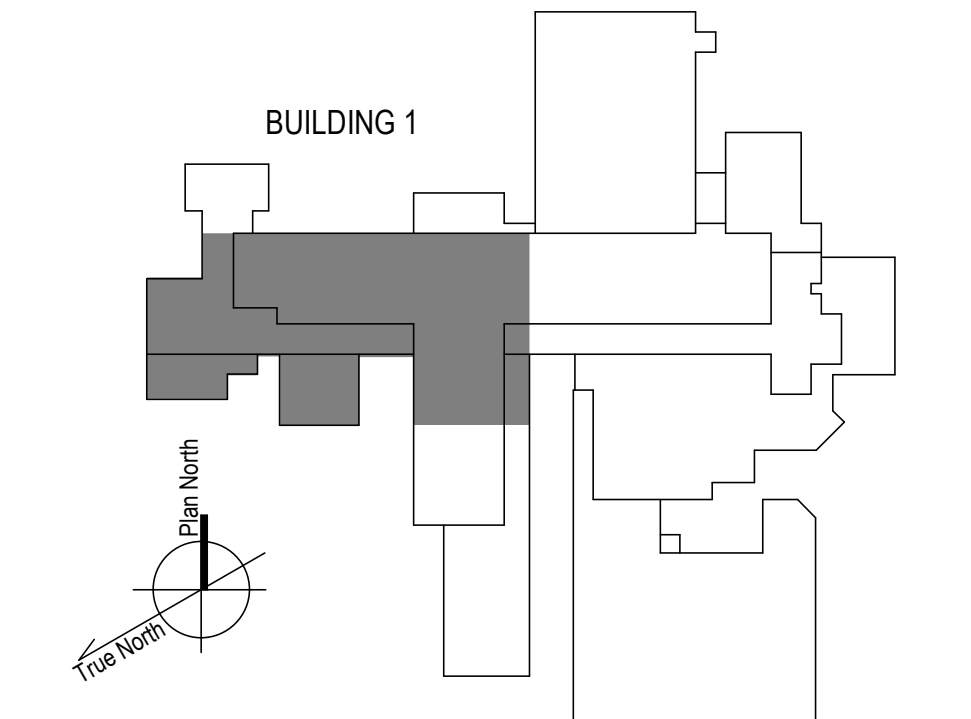
**LINE TYPE LEGEND**



**FIRE-RESISTIVE RATED WALL TYPE LEGEND**



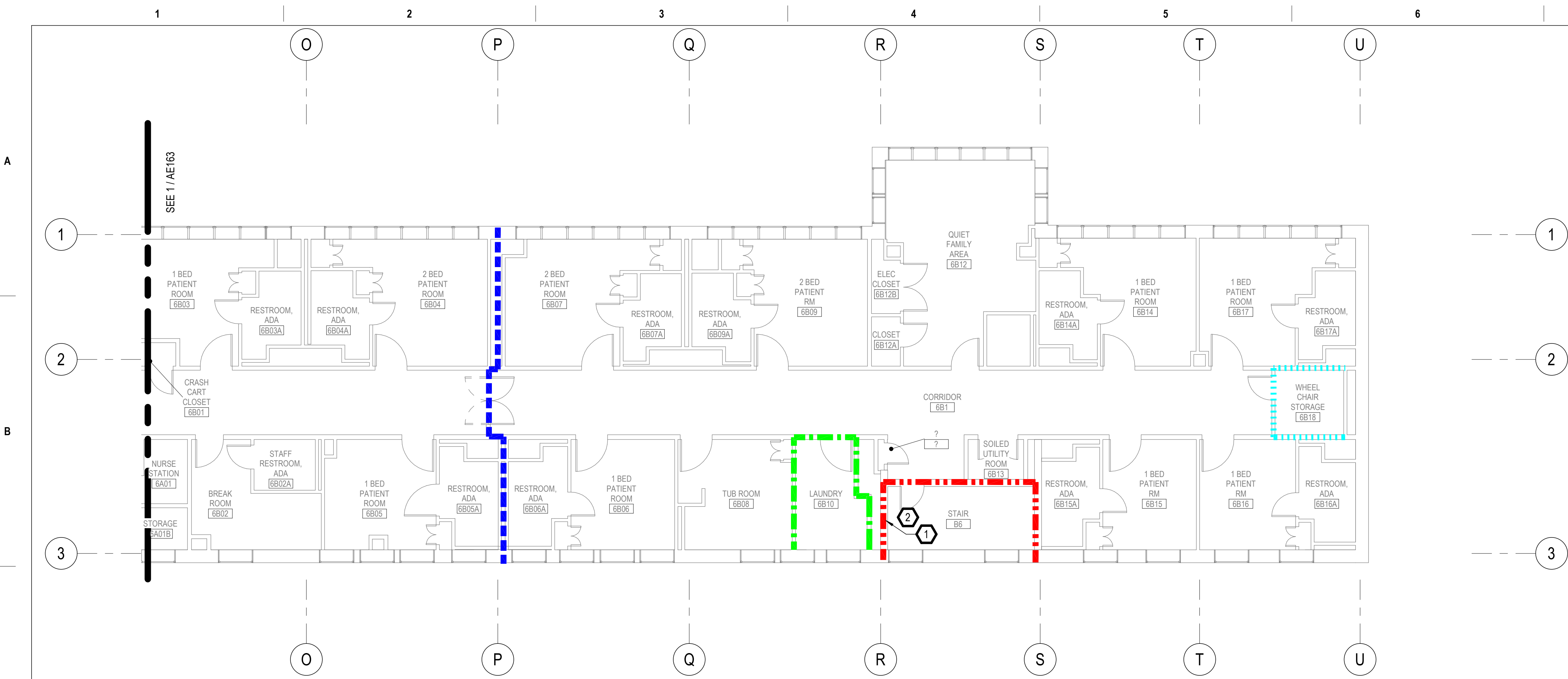
**KEY PLAN**



1 6TH FLOOR - WEST ARCHITECTURE PLAN  
1/8" = 1'-0"

100% CONSTRUCTION DOCUMENTS - REV 1	09/30/2024	CONSULTANTS:	ARCHITECT/ENGINEERS:	STAMP:	Drawing Title	Phase	Project Title	Project Number
			VALHALLA ENGINEERING GROUP, LLC		PLAN WEST 6TH FLOOR ARCHITECTURAL PLAN	100% CONSTRUCTION DOCUMENT	REPLACE STEAM SYSTEMS	503-19-112
			750 W HAMPODEN AVE SUITE 300 ENGLEWOOD, CO 80110 (720) 550-8307 WWW.VALHALLAENGINEERING.COM		Approved: Project Director		2907 PLEASANT VALLEY BLVD ALTOONA, PA 16602	Building Number 1
Issued:	Date:			10/01/2024			Issue Date	Checked
							09/30/2024	TW
							Drawn	AW
								Drawing Number
								AE163

9/30/2024 4:15:56 PM  
B:\300\20\_14\_Altونا\_PA\_Sham20\_14\_Altونا\_PA\_Sham20\_14\_VEG\MEP\_R19.rvt  
VA FORM 08 - 6231



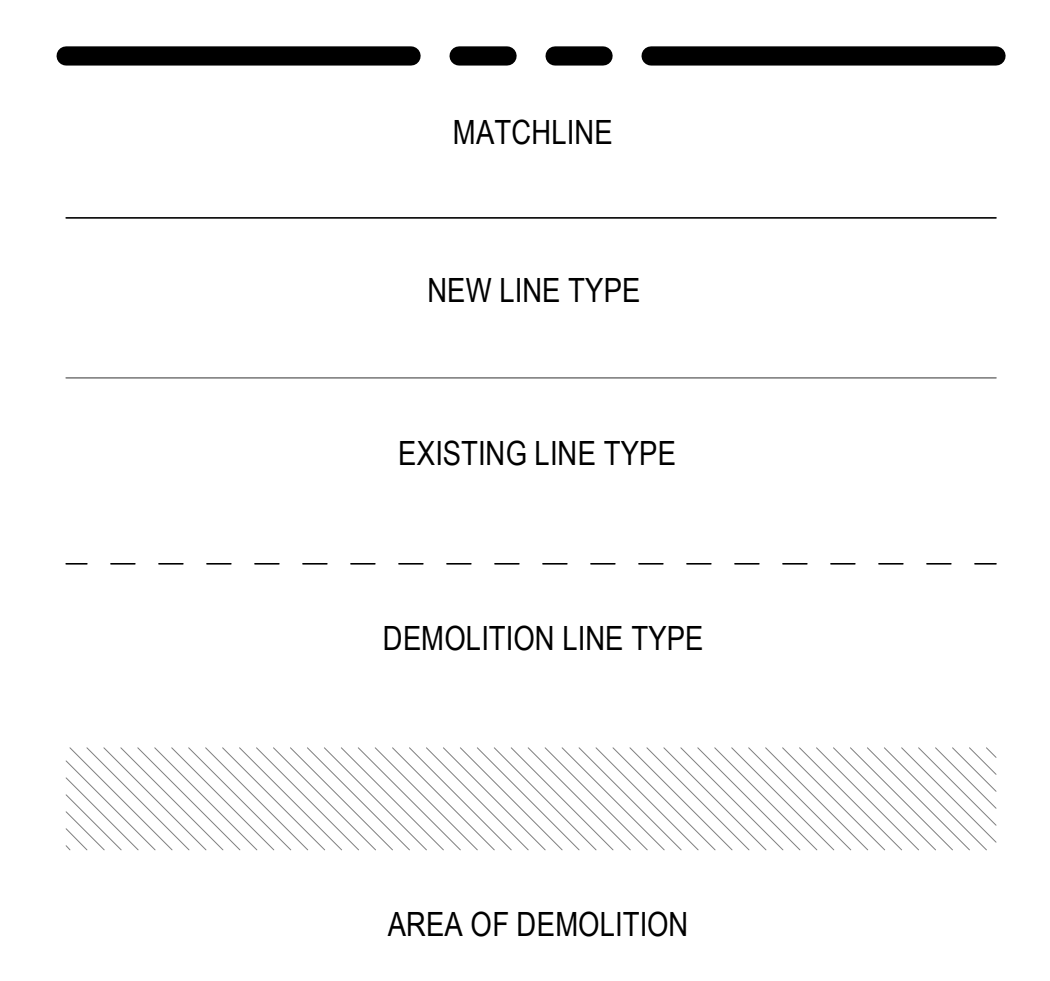
**GENERAL NOTES**

- A. REFER TO SPECIFICATIONS FOR FURTHER REQUIREMENTS IN THE SCOPE.
- B. REFER TO 'GC' SERIES SHEETS FOR WORK PHASING REQUIREMENTS.
- C. CONTRACTOR SHALL FIELD VERIFY EXISTING CONDITIONS AND REPORT ANY DISCREPANCIES TO THE VHA COR BEFORE PROCEEDING WITH WORK.
- D. REFER TO M-001 AND M-002 FOR ADDITIONAL GENERAL NOTES AND SYMBOLS.
- E. REFER TO HAZARDOUS MATERIAL SURVEY IN THE SPECIFICATIONS. DO NOT PROCEED WITH DEMOLITION OR DISTURBANCE OF ITEMS CONTAINING HAZARDOUS MATERIALS UNTIL ABATEMENT IN ACCORDANCE WITH HAZARDOUS MATERIAL ABATEMENT SPECIFICATIONS HAS BEEN PERFORMED.
- F. REFER TO G100-SERIES SHEETS FOR OVERALL LIFE SAFETY REFERENCE PLANS AND FOR LEGEND OF RATED WALL TYPES AS SHOWN ON MECHANICAL PLANS.
- G. REFER TO SPECIFICATIONS FOR SELECTIVE DEMOLITION AND REPAIR REQUIREMENTS AT EXISTING CONSTRUCTION AFFECTED BY NEW WORK (EG WALLS, CHASES, CEILINGS, ETC.). HOLES LEFT FROM DEMOLISHING PIPE THAT IS NOT REPLACED IN KIND SHALL BE PATCHED TO MATCH THE SURROUNDING CONDITIONS.
- H. REFER TO MECHANICAL DRAWINGS TO COORDINATE THE EXTENT OF PIPE DEMOLITION IN EACH LOCATION.
- I. HARD CEILING AND WALL FINISHES TO INCLUDE WALL MOUNTED ACCESSORIES (HANDRAILS/ GUARDRAILS, WALL BASE, ETC.) SHALL BE RESTORED TO MATCH EXISTING WALL FINISH SURFACE CONDITION AND ACCESSORY TYPE, PROFILE, COLOR, AND LOCATION(S). CEILING AND WALL SUBSTRATE REPAIR/RESTORATION SHALL ALIGN AND BE FLUSH WITH EXISTING SUBSTRATE SURFACES PRIOR TO FINAL FINISH APPLICATIONS. THERE SHALL BE NO VISIBLE INSTANCES/INDICATIONS OF EXISTING TO NEW WORK AREAS FOLLOWING NEW WORK.

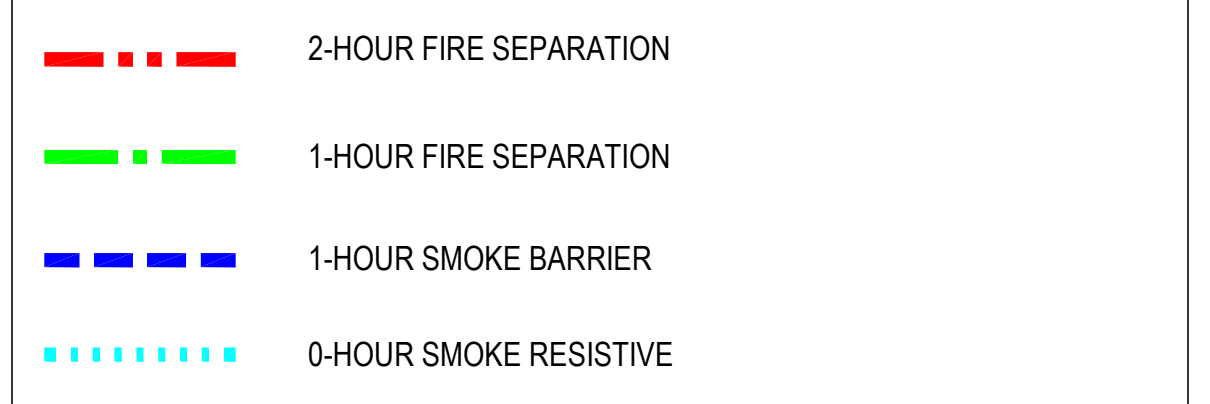
**KEYNOTES**

- 1 PATCH AND REPAIR TILE FLOOR AND WALL TO LIKE NEW CONDITION AS NECESSARY FROM WORK ON RADIATOR.
- 2 INSTALL FIRE RATED ACCESS PANEL IN CEILING FOR CAPPING OF RADIATOR PIPE IN FLOOR ABOVE.

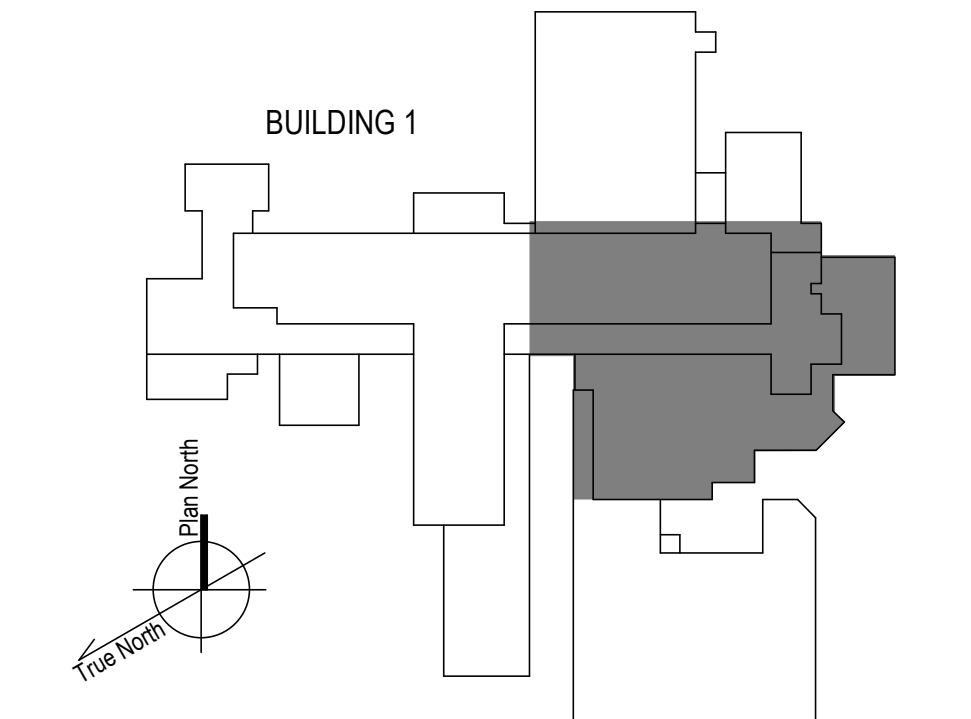
**LINE TYPE LEGEND**



**FIRE-RESISTIVE RATED WALL TYPE LEGEND**



**KEY PLAN**



100% CONSTRUCTION DOCUMENTS - REV 1	09/30/2024
Issued:	Date:

**CONSULTANTS:**

**ARCHITECT/ENGINEERS:**

**VALHALLA ENGINEERING GROUP, LLC**

750 W HAMPTDEN AVE  
SUITE 300  
ENGLEWOOD, CO 80110  
(720) 550-6307  
WWW.VALHALLAENGINEERING.COM

VEG 20.14

**STAMP:**



Drawing Title

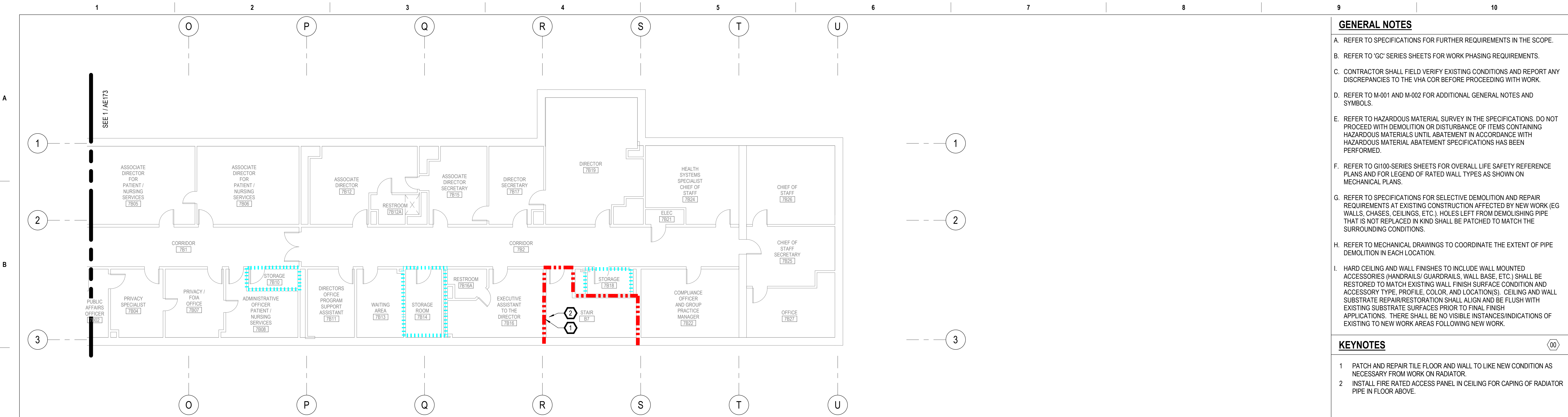
**PLAN EAST 6TH FLOOR ARCHITECTURAL PLAN**

Approved: Project Director

Phase

**100% CONSTRUCTION DOCUMENT**

Project Title	Project Number
REPLACE STEAM SYSTEMS	503-19-112
Location	Building Number
2907 PLEASANT VALLEY BLVD ALTOONA, PA 16602	1
Issue Date	Drawing Number
09/30/2024	AE164
Checked	Drawn
MB	KM



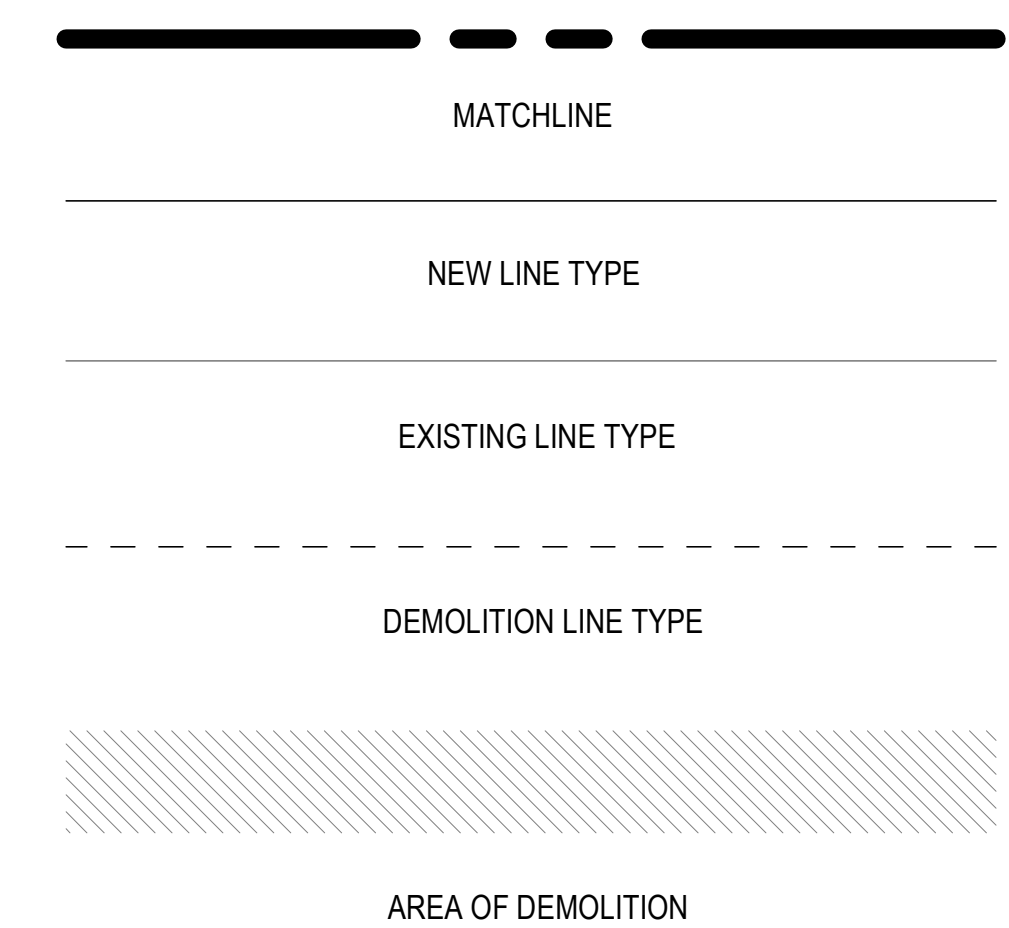
**GENERAL NOTES**

- A. REFER TO SPECIFICATIONS FOR FURTHER REQUIREMENTS IN THE SCOPE.
- B. REFER TO 'GC' SERIES SHEETS FOR WORK PHASING REQUIREMENTS.
- C. CONTRACTOR SHALL FIELD VERIFY EXISTING CONDITIONS AND REPORT ANY DISCREPANCIES TO THE VHA COR BEFORE PROCEEDING WITH WORK.
- D. REFER TO M-001 AND M-002 FOR ADDITIONAL GENERAL NOTES AND SYMBOLS.
- E. REFER TO HAZARDOUS MATERIAL SURVEY IN THE SPECIFICATIONS. DO NOT PROCEED WITH DEMOLITION OR DISTURBANCE OF ITEMS CONTAINING HAZARDOUS MATERIALS UNTIL ABATEMENT IN ACCORDANCE WITH HAZARDOUS MATERIAL ABATEMENT SPECIFICATIONS HAS BEEN PERFORMED.
- F. REFER TO G100-SERIES SHEETS FOR OVERALL LIFE SAFETY REFERENCE PLANS AND FOR LEGEND OF RATED WALL TYPES AS SHOWN ON MECHANICAL PLANS.
- G. REFER TO SPECIFICATIONS FOR SELECTIVE DEMOLITION AND REPAIR REQUIREMENTS AT EXISTING CONSTRUCTION AFFECTED BY NEW WORK (EG WALLS, CHASES, CEILING, ETC.). HOLES LEFT FROM DEMOLISHING PIPE THAT IS NOT REPLACED IN KIND SHALL BE PATCHED TO MATCH THE SURROUNDING CONDITIONS.
- H. REFER TO MECHANICAL DRAWINGS TO COORDINATE THE EXTENT OF PIPE DEMOLITION IN EACH LOCATION.
- I. HARD CEILING AND WALL FINISHES TO INCLUDE WALL MOUNTED ACCESSORIES (HANDRAILS/ GUARDRAILS, WALL BASE, ETC.) SHALL BE RESTORED TO MATCH EXISTING WALL FINISH SURFACE CONDITION AND ACCESSORY TYPE, PROFILE, COLOR, AND LOCATION(S). CEILING AND WALL SUBSTRATE REPAIR/RESTORATION SHALL ALIGN AND BE FLUSH WITH EXISTING SUBSTRATE SURFACES PRIOR TO FINAL FINISH APPLICATIONS. THERE SHALL BE NO VISIBLE INSTANCES/INDICATIONS OF EXISTING TO NEW WORK AREAS FOLLOWING NEW WORK.

**KEYNOTES**

- 1 PATCH AND REPAIR TILE FLOOR AND WALL TO LIKE NEW CONDITION AS NECESSARY FROM WORK ON RADIATOR.
- 2 INSTALL FIRE RATED ACCESS PANEL IN CEILING FOR CAPING OF RADIATOR PIPE IN FLOOR ABOVE.

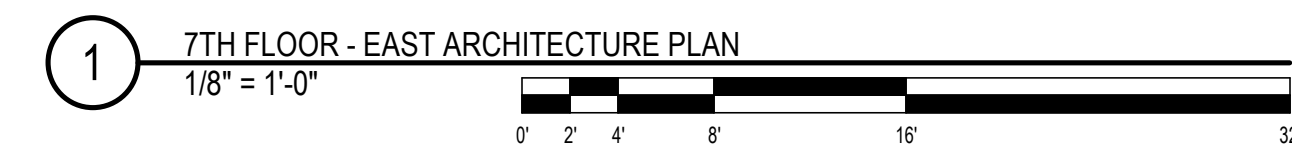
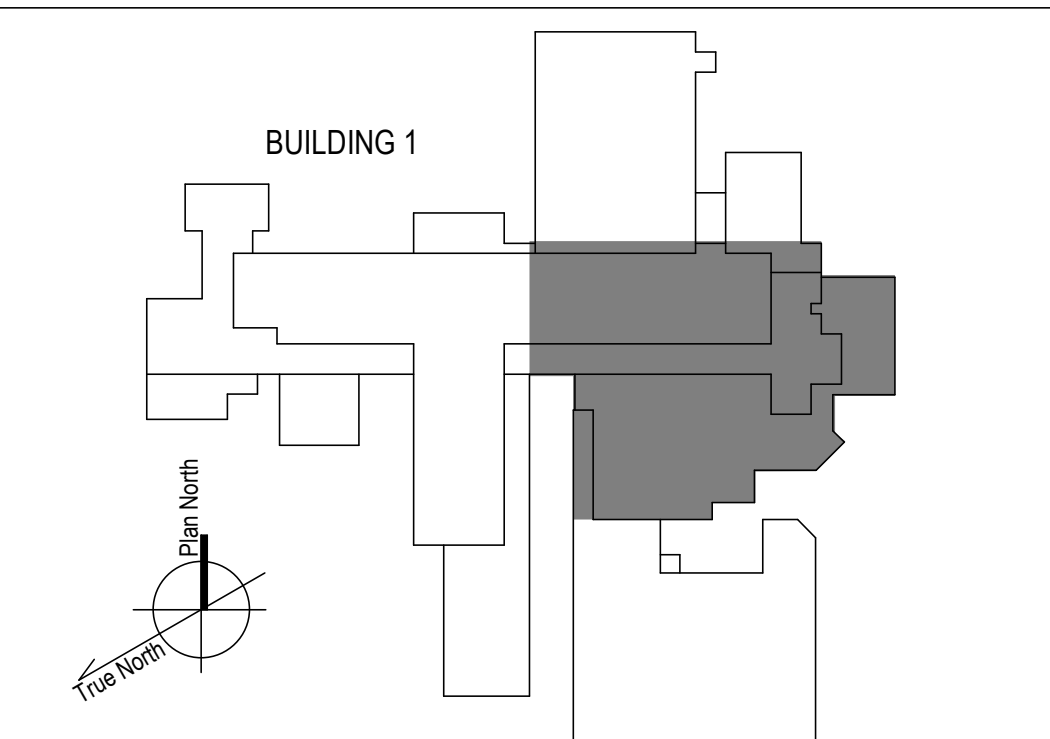
**LINE TYPE LEGEND**



**FIRE-RESISTIVE RATED WALL TYPE LEGEND**

- 2-HOUR FIRE SEPARATION
- 1-HOUR FIRE SEPARATION
- 1-HOUR SMOKE BARRIER
- 0-HOUR SMOKE RESISTIVE

**KEY PLAN**



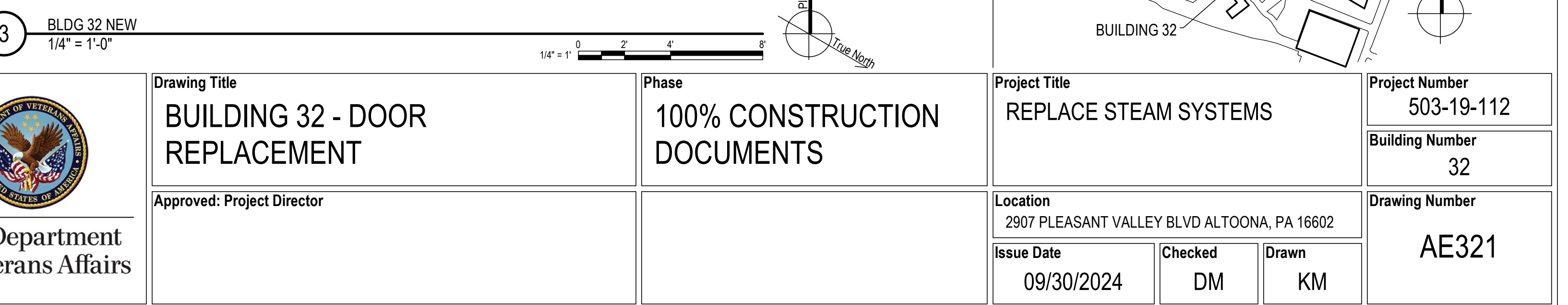
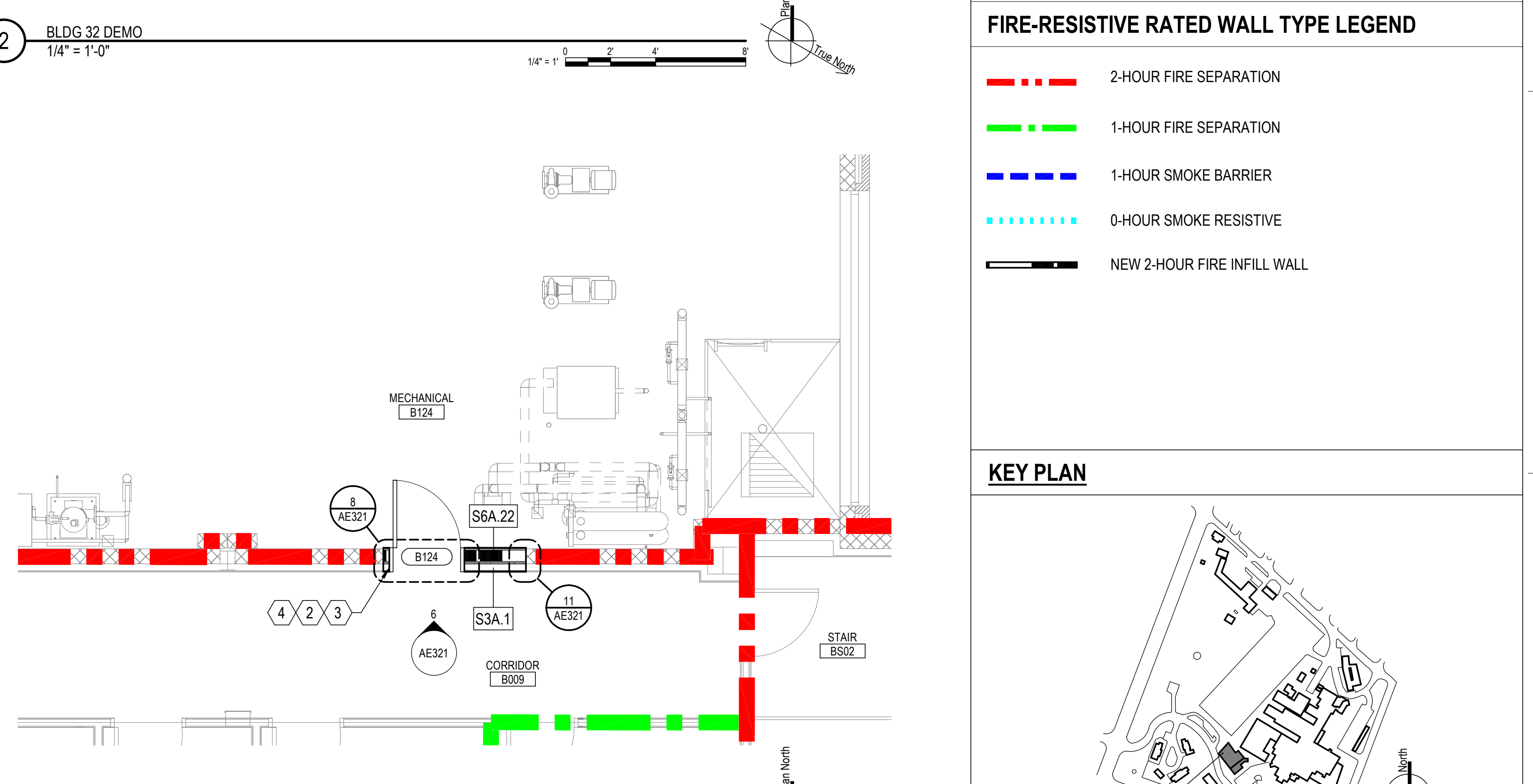
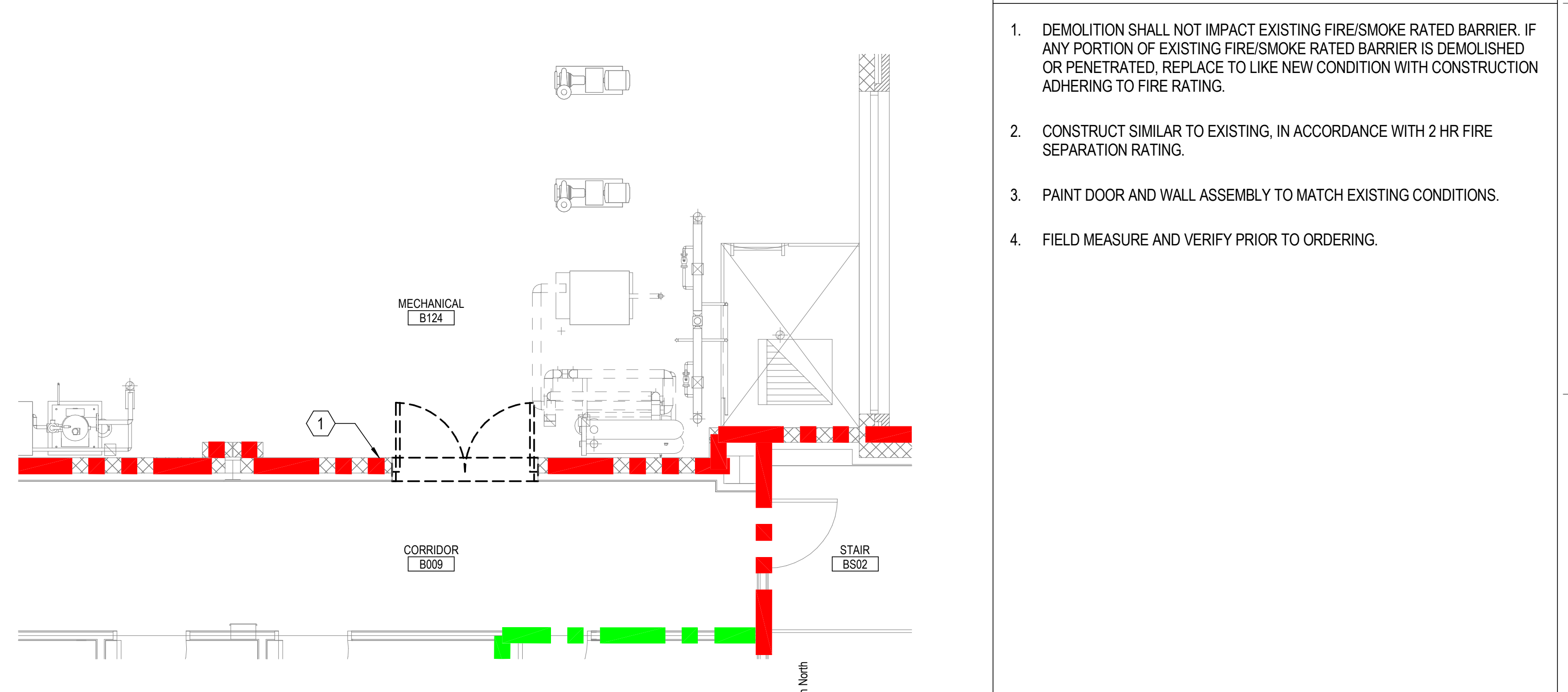
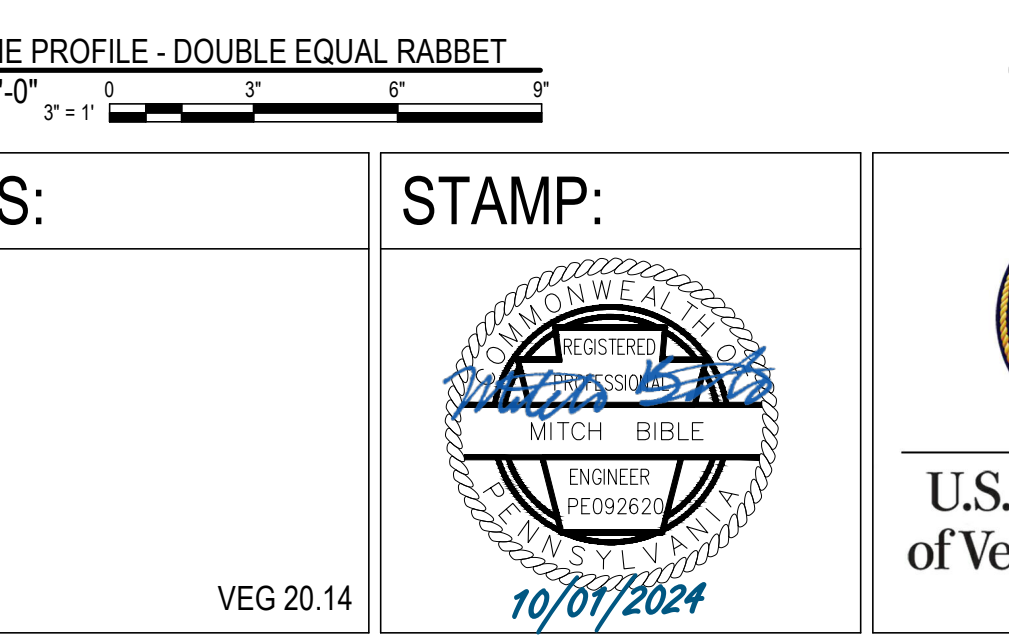
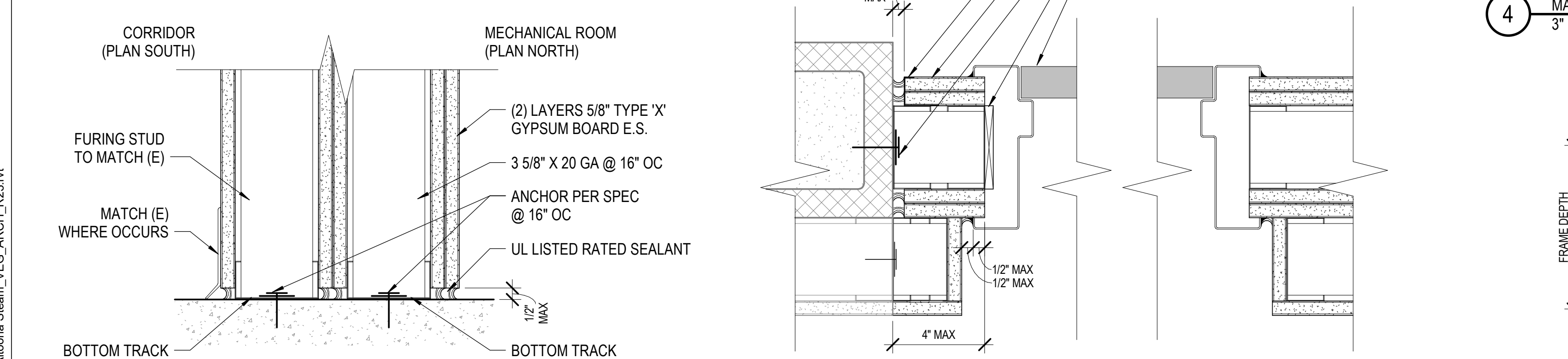
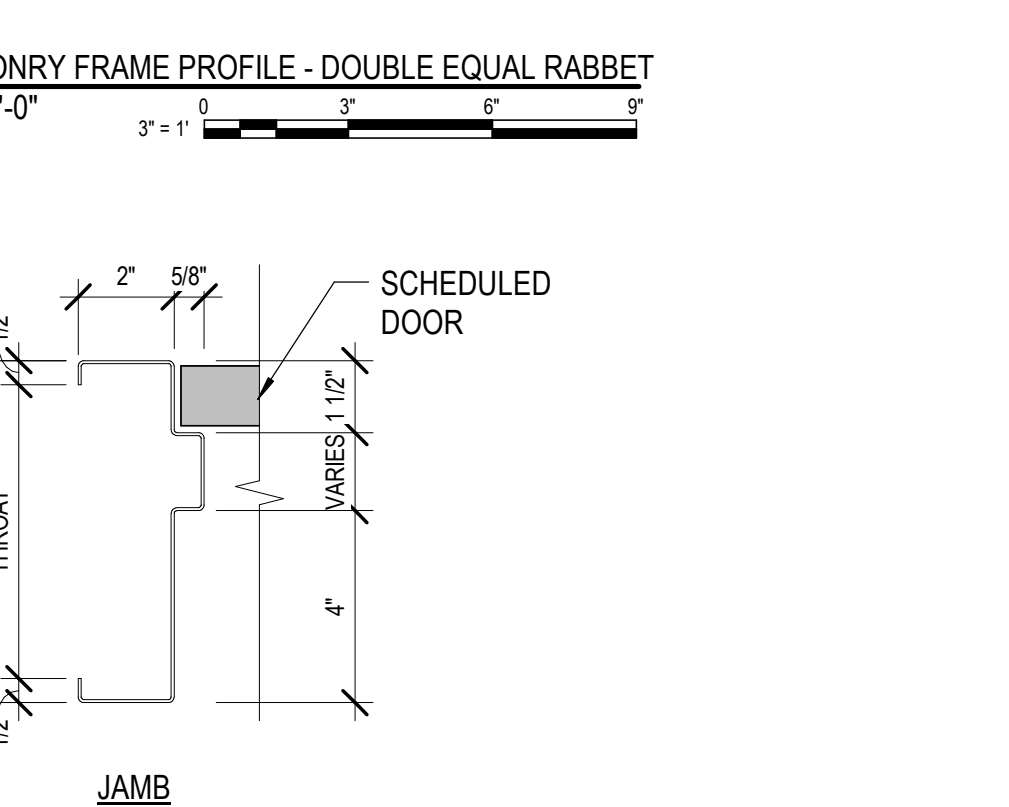
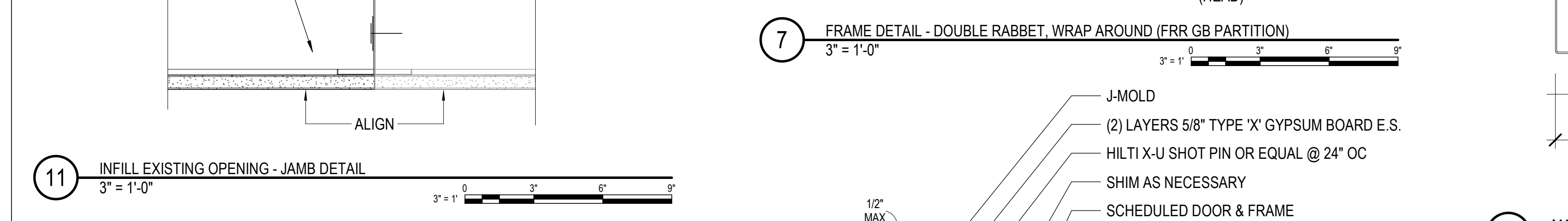
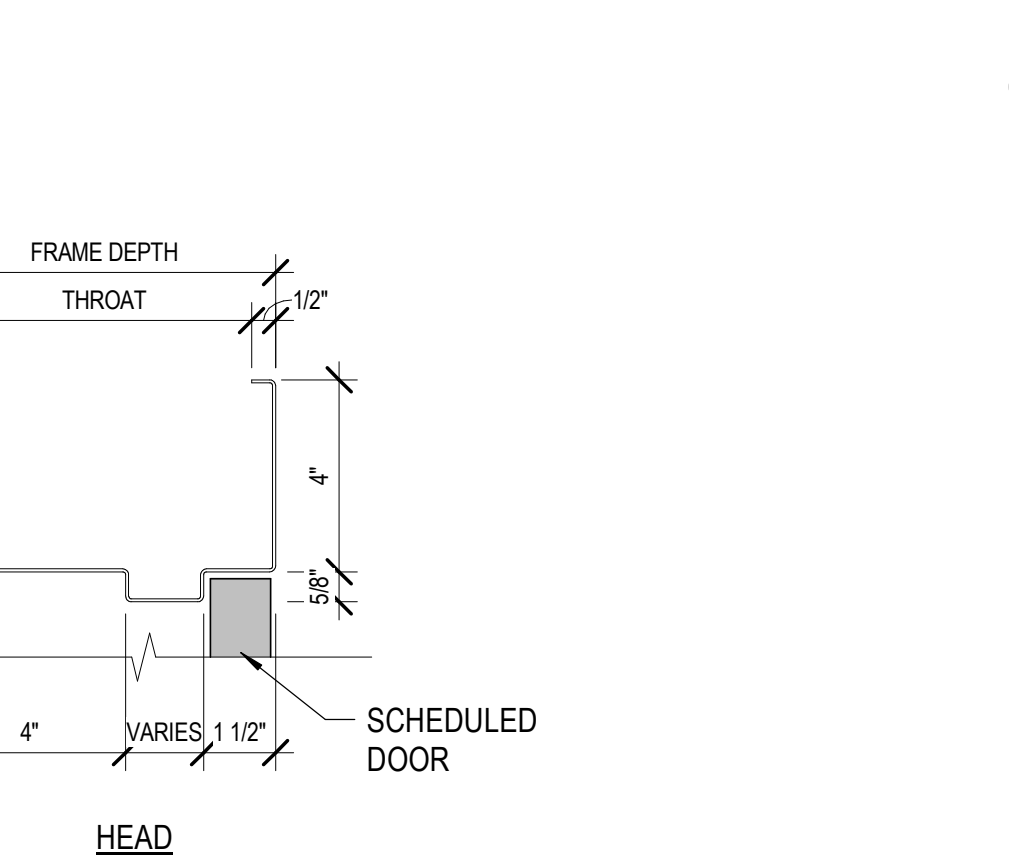
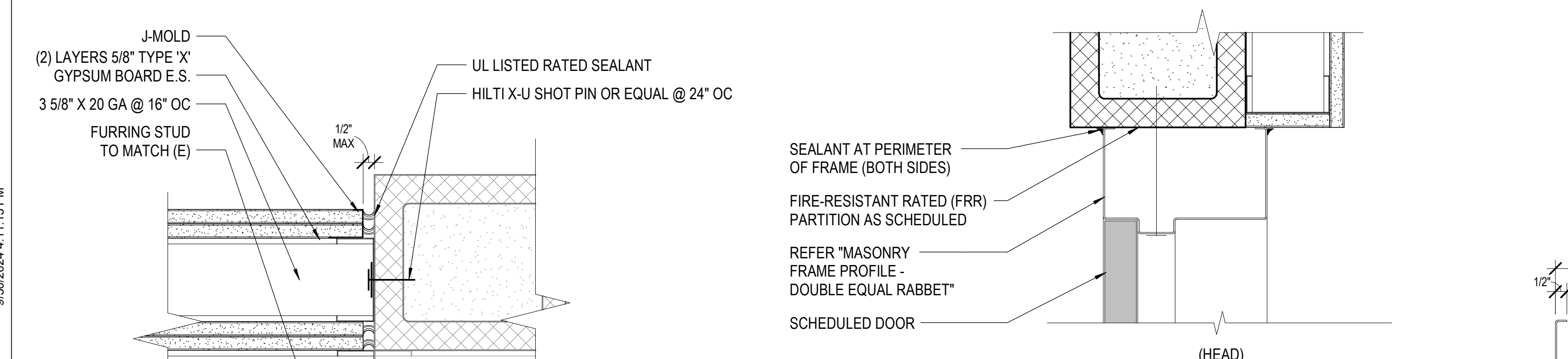
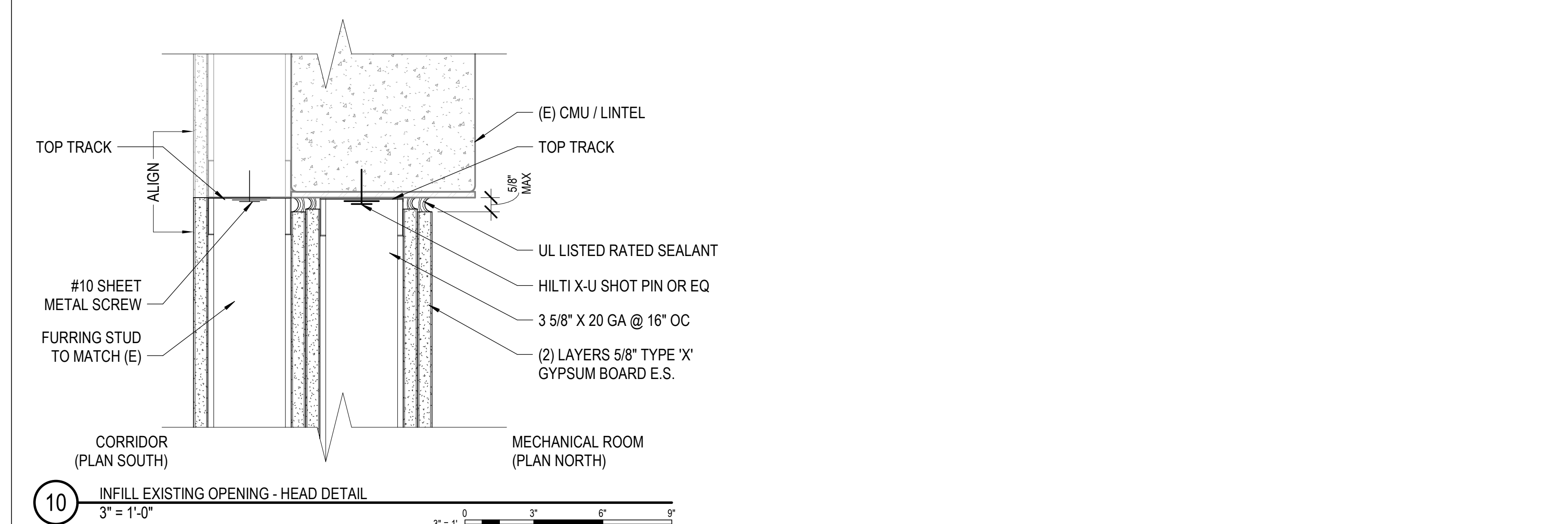
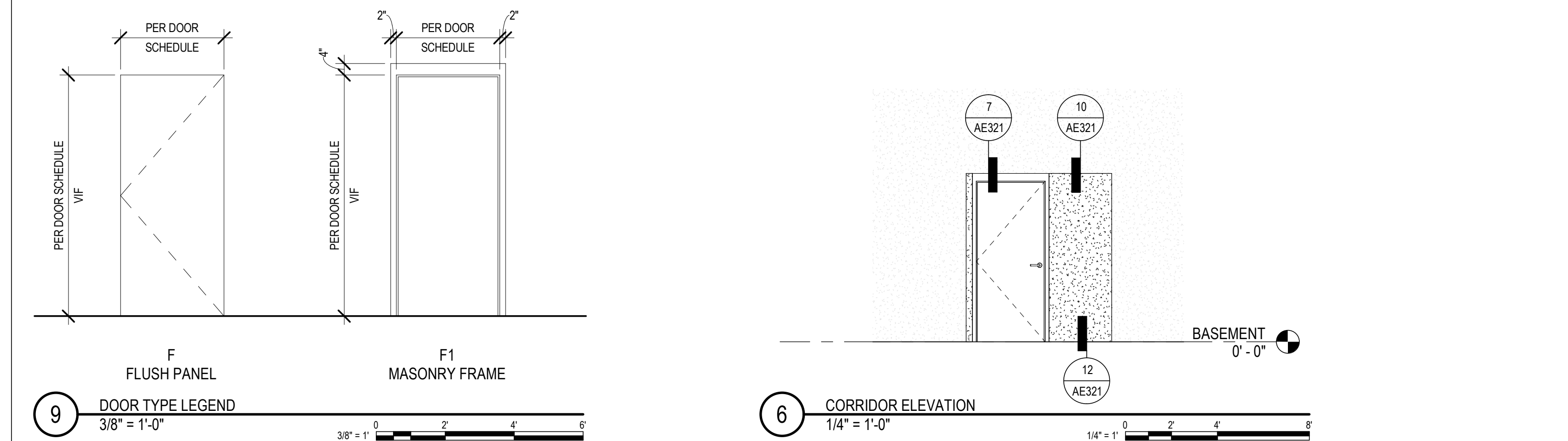
<p>100% CONSTRUCTION DOCUMENTS - REV 1</p> <p>Issue Date: 09/30/2024</p>	<p><b>CONSULTANTS:</b></p>	<p><b>ARCHITECT/ENGINEERS:</b></p> <p><b>VALHALLA ENGINEERING GROUP, LLC</b></p> <p>750 W HAMPTDEN AVE SUITE 300 ENGLEWOOD, CO 80110 (720) 550-8307 WWW.VALHALLAENGINEERING.COM</p> <p>VEG 20.14</p>	<p><b>STAMP:</b></p>	<p>U.S. Department of Veterans Affairs</p>	<p>Drawing Title <b>PLAN EAST 7TH FLOOR ARCHITECTURAL PLAN</b></p> <p>Approved: Project Director</p>	<p>Phase <b>100% CONSTRUCTION DOCUMENT</b></p>	<p>Project Title <b>REPLACE STEAM SYSTEMS</b></p> <p>Location 2907 PLEASANT VALLEY BLVD ALTOONA, PA 16602</p> <p>Issue Date 09/30/2024</p>	<p>Project Number <b>503-19-112</b></p> <p>Building Number <b>1</b></p> <p>Drawing Number <b>AE174</b></p>
--------------------------------------------------------------------------	----------------------------	----------------------------------------------------------------------------------------------------------------------------------------------------------------------------------------------------------------------	----------------------	--------------------------------------------	----------------------------------------------------------------------------------------------------------	----------------------------------------------------	--------------------------------------------------------------------------------------------------------------------------------------------------------	------------------------------------------------------------------------------------------------------------------------

9/30/2024 4:16:05 PM  
 E:\360\20\_14\_Albana\_PA\_Steam\14\_Albana\_Steam\_VEG\MEP\_R19.rvt  
 VA FORM 08 - 6231

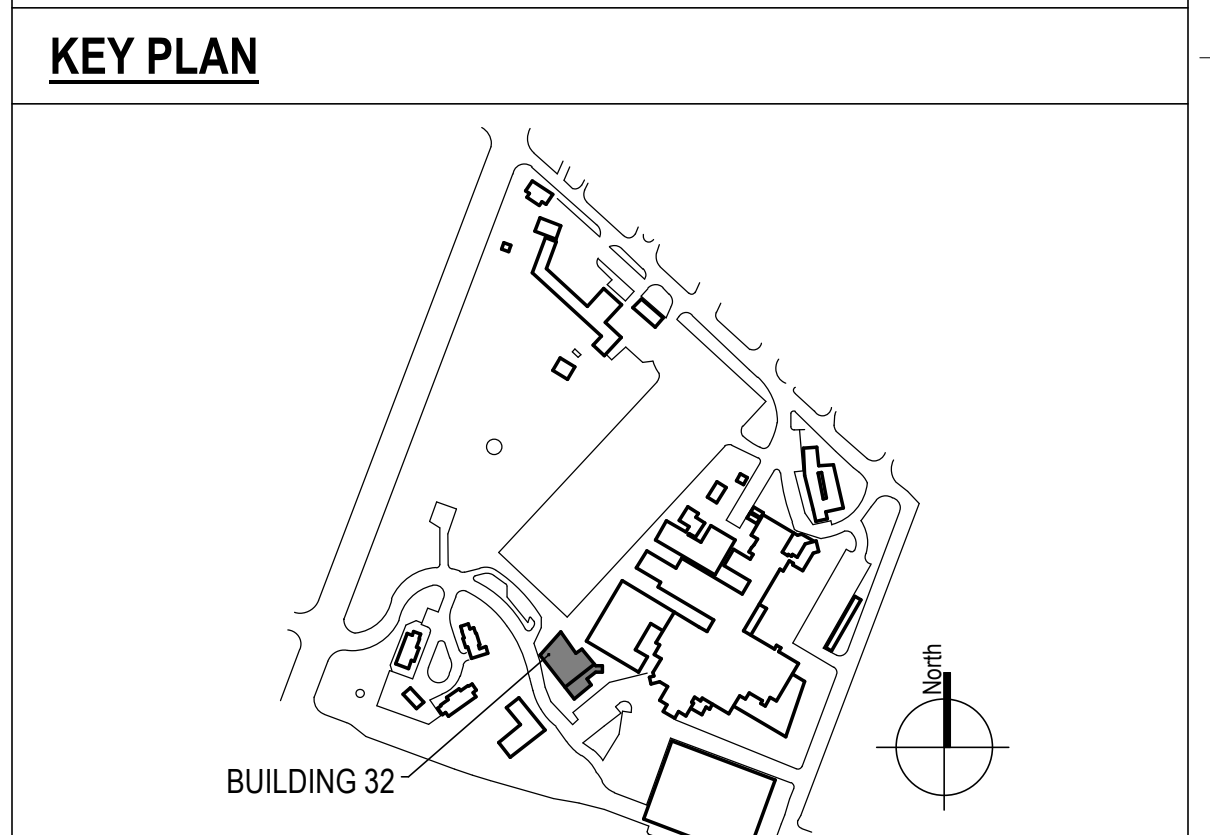
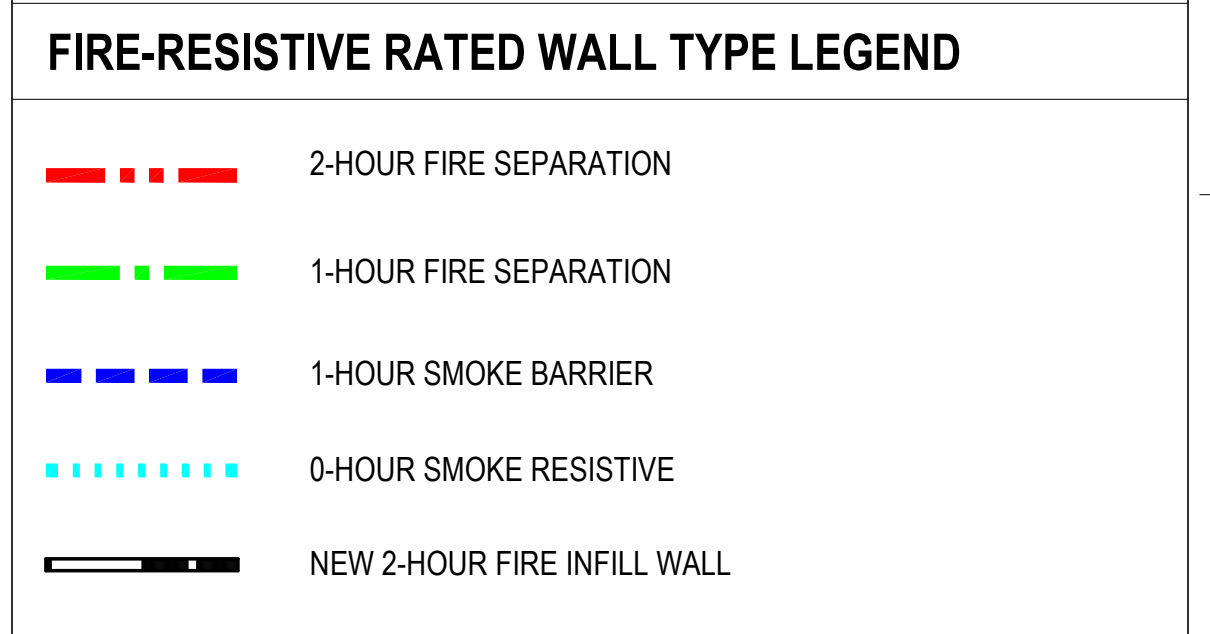
DOOR SCHEDULE																
NUMBER	ROOM NAME	SIZE	DOOR				FRAME			RATING	DETAIL			REMARKS		
			LEAF NUMBER	LEAF 1 SIZE	LEAF 2 SIZE	TYPE	MATERIAL	FINISH	TYPE		MATERIAL	FINISH	HEAD		JAMB	SILL
B124	MECHANICAL	36" x 84"		3'-0"		F	HM	PNT	F1	HM	PNT	90 MIN	7/AE326	8/AE326	-	HW SET 1.0 PER SPECIFICATION 08 71 00, SEE HARDWARE SET.

HARDWARE SET 1.0	
3 HINGE, FULL MORTISE, HVY WT	T4A3786 (NRP)
1 STOREROOM	MATCH EXISTING: SALTO XS4 WIDE BODY MODEL AM660G001MB38
1 SURFACE CLOSER	MATCH EXISTING
1 ELECTRIC STRIKE	9600-LBM
1 SMOKE GASKETING	BY DOOR MANUFACTURER
1 WIRING DIAGRAM	MATCH OR REUSE EXISTING
1 CARD READER	REUSE EXISTING

- GENERAL NOTES**
- REFER TO SPECIFICATIONS FOR FURTHER REQUIREMENTS IN THE SCOPE.
  - CONTRACTOR SHALL FIELD VERIFY EXISTING CONDITIONS AND REPORT ANY DISCREPANCIES TO THE VHA COR BEFORE PROCEEDING WITH WORK.
  - REFER TO HAZARDOUS MATERIAL SURVEY IN THE SPECIFICATIONS. DO NOT PROCEED WITH DEMOLITION OR DISTURBANCE OF ITEMS CONTAINING HAZARDOUS MATERIALS UNTIL ABATEMENT IN ACCORDANCE WITH HAZARDOUS MATERIAL ABATEMENT SPECIFICATIONS HAS BEEN PERFORMED.
  - CONTRACTOR SHALL FIELD MEASURE TO ENSURE DOOR SIZING IS APPROPRIATE PRIOR TO ORDERING MATERIALS.



- KEYNOTES**
- DEMOLITION SHALL NOT IMPACT EXISTING FIRE/SMOKE RATED BARRIER. IF ANY PORTION OF EXISTING FIRE/SMOKE RATED BARRIER IS DEMOLISHED OR PENETRATED, REPLACE TO LIKE NEW CONDITION WITH CONSTRUCTION ADHERING TO FIRE RATING.
  - CONSTRUCT SIMILAR TO EXISTING, IN ACCORDANCE WITH 2 HR FIRE SEPARATION RATING.
  - PAINT DOOR AND WALL ASSEMBLY TO MATCH EXISTING CONDITIONS.
  - FIELD MEASURE AND VERIFY PRIOR TO ORDERING.



100% CONSTRUCTION DOCUMENTS - REV 1	09/30/2024
Issued:	Date:

**CONSULTANTS:**

**ARCHITECT/ENGINEERS:**

**VALHALLA ENGINEERING GROUP, LLC**

750 W HAMPODEN AVE  
SUITE 300  
ENGLEWOOD, CO 80110  
(720) 550-8307  
WWW.VALHALLAENGINEERING.COM

**STAMP:**

MITCH BIBLE  
ENGINEER  
10/01/2024

VEG 20.14

**U.S. Department of Veterans Affairs**

Drawing Title  
**BUILDING 32 - DOOR REPLACEMENT**

Approved: Project Director

Phase  
**100% CONSTRUCTION DOCUMENTS**

Project Title  
**REPLACE STEAM SYSTEMS**

Project Number  
503-19-112

Building Number  
32

Drawing Number  
AE321

Location  
2907 PLEASANT VALLEY BLVD ALTOONA, PA 16602

Issue Date  
09/30/2024

Checked  
DM

Drawn  
KM

