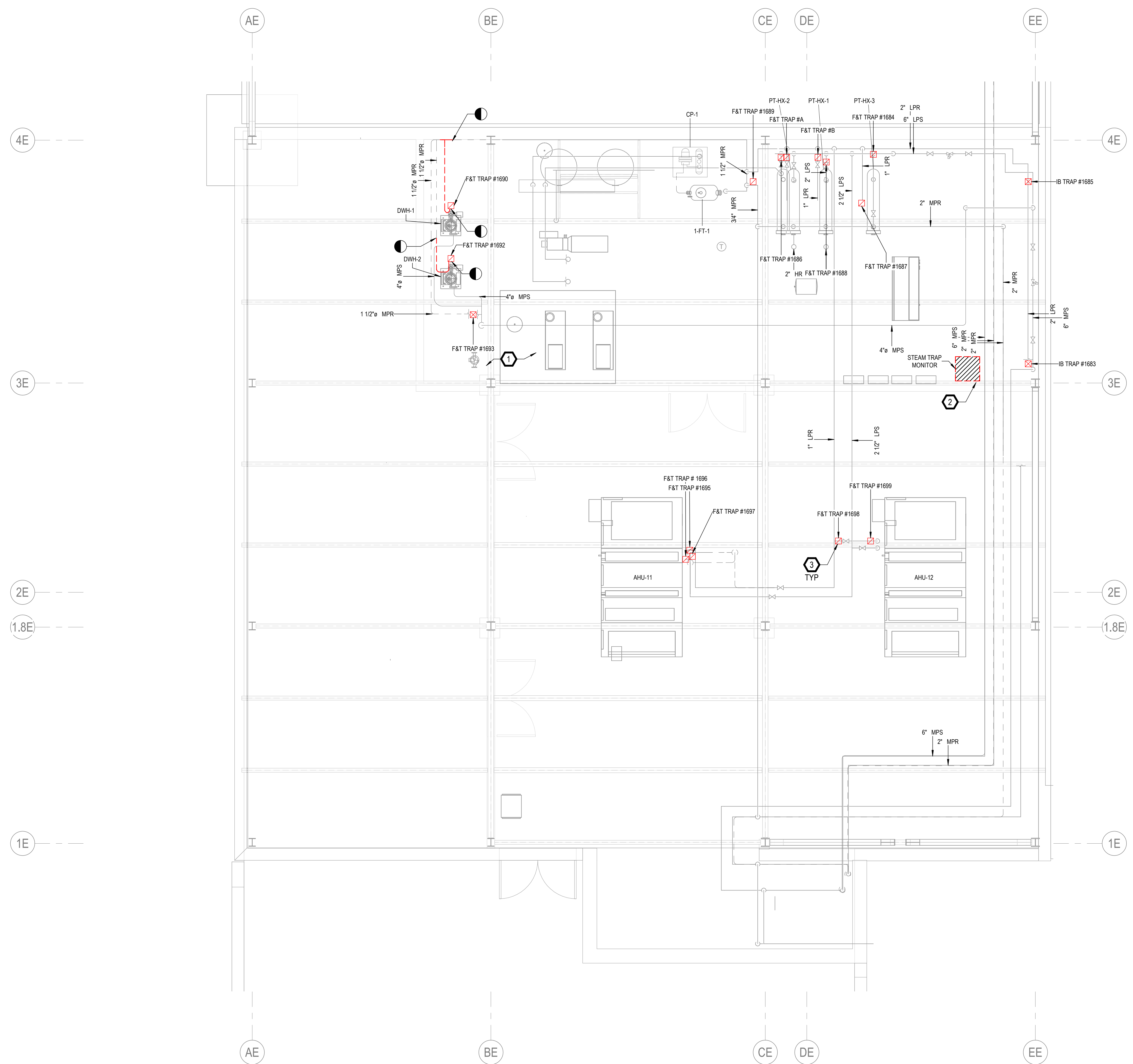


GENERAL NOTES

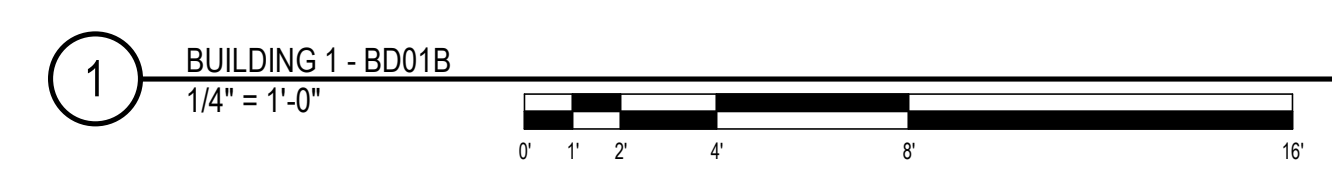
- A. REFER TO SPECIFICATIONS FOR FURTHER REQUIREMENTS IN THE SCOPE.
- B. REFER TO 'GC' SERIES SHEETS FOR WORK PHASING REQUIREMENTS.
- C. CONTRACTOR SHALL FIELD VERIFY ALL EXISTING CONDITIONS AND REPORT ANY DISCREPANCIES TO THE VHA COR BEFORE PROCEEDING WITH WORK.
- D. REFER TO M-001 AND M-002 FOR ADDITIONAL GENERAL NOTES AND SYMBOLS.
- E. REFER TO HAZARDOUS MATERIAL SURVEY IN THE SPECIFICATIONS. DO NOT PROCEED WITH DEMOLITION OR DISTURBANCE OF ITEMS CONTAINING HAZARDOUS MATERIALS UNTIL ABATEMENT IN ACCORDANCE WITH HAZARDOUS MATERIAL ABATEMENT SPECIFICATIONS HAS BEEN PERFORMED.
- F. REFER TO GH100-SERIES SHEETS FOR OVERALL LIFE SAFETY REFERENCE PLANS AND FOR LEGEND OF RATED WALL TYPES AS SHOWN ON MECHANICAL PLANS.
- G. REFER TO SPECIFICATIONS 01 00 00 AND 23 05 10 FOR SELECTIVE DEMOLITION AND REPAIR REQUIREMENTS AT EXISTING CONSTRUCTION AFFECTED BY NEW WORK (EG WALLS, CHASES, CEILINGS, ETC.). HOLES LEFT FROM DEMOLISHING PIPE THAT IS NOT REPLACED IN KIND SHALL BE PATCHED TO MATCH THE SURROUNDING CONDITIONS, INCLUDING LIFE SAFETY RATINGS.
- H. REFER TO ARCHITECTURAL PLANS FOR TYPICAL LOCATIONS AND SCOPE DETAILS OF SELECTIVE DEMOLITION. LOCATIONS SHOWN THEREON ARE NOT NECESSARILY EXHAUSTIVE OF ALL THAT MAY BE REQUIRED. MECHANICAL AND GENERAL CONTRACTORS SHALL COORDINATE TO IDENTIFY AND ADDRESS ALL SUCH INSTANCES AS REQUIRED TO ACCOMPLISH THE WORK.
- I. REFERENCE M-602 FOR STEAM TRAP SCHEDULE.

KEYNOTES

- 1. COORDINATE SHUT DOWN WITH COR.
- 2. DEMO STEAM TRAP MONITORING SYSTEM, CONDUIT, AND ASSOCIATED WIRING TO PANEL. SEE ELECTRICAL SHEET SERIES.
- 3. FROM ISOLATION VALVE TO ISOLATION VALVE DEMOLISH STEAM TRAP AND ASSEMBLY.

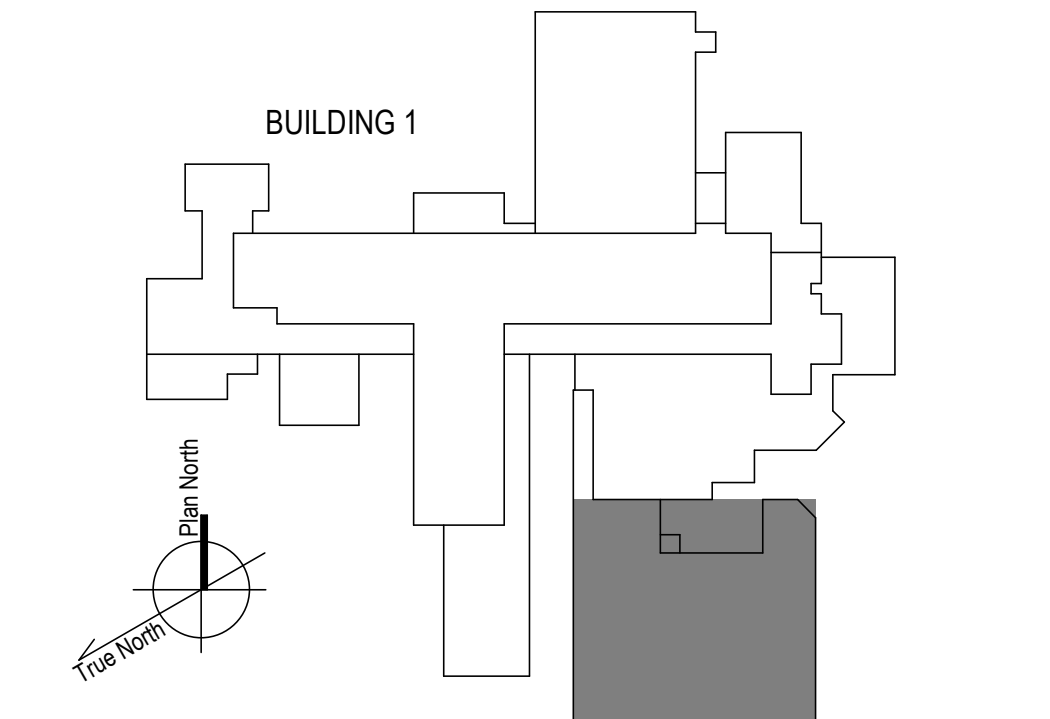


2 BD01B - DOMESTIC WATER HEATER NTS



1 BUILDING 1 - BD01B 1/4" = 1'-0"

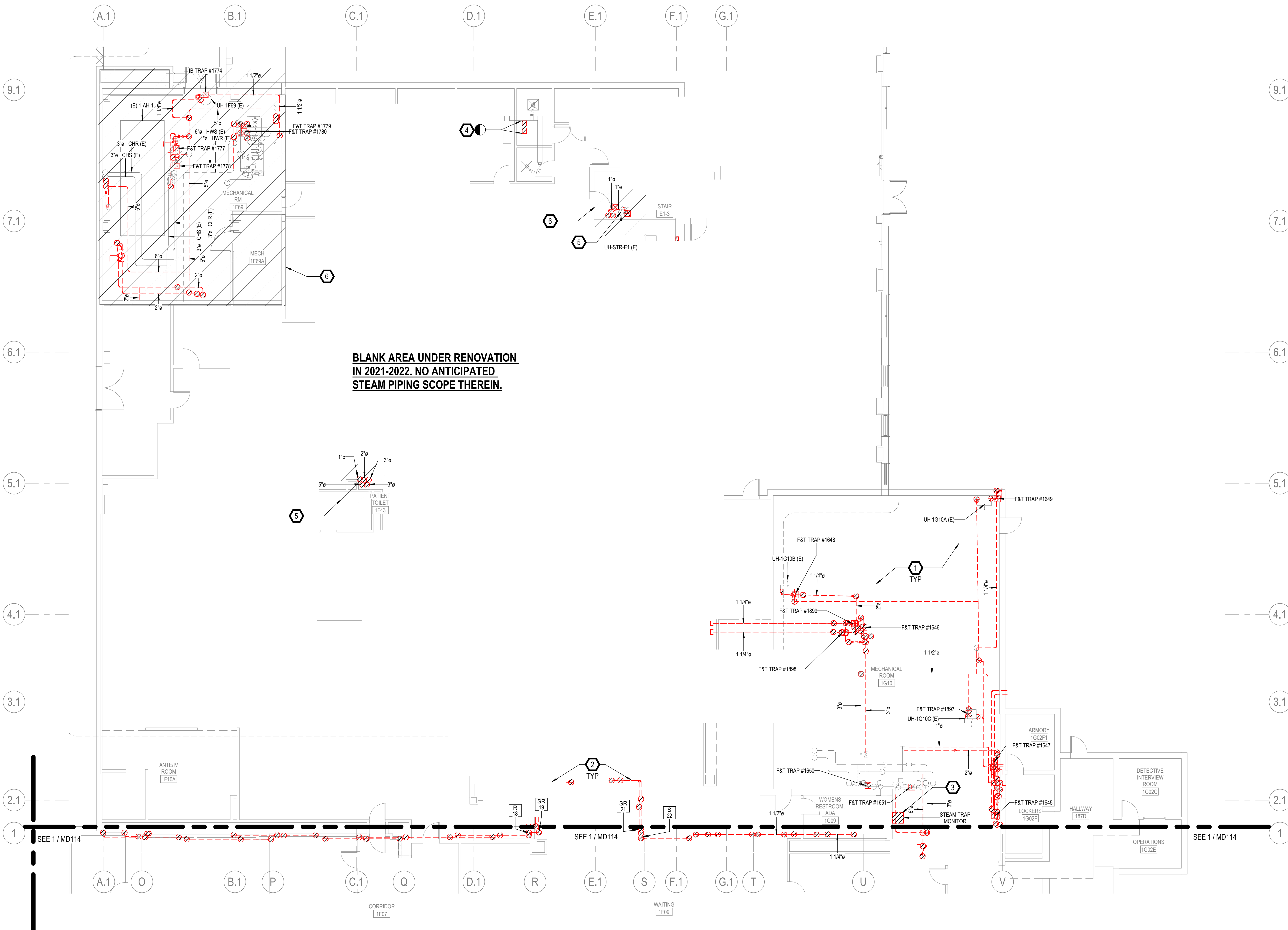
KEY PLAN



100% CONSTRUCTION DOCUMENTS - REV 1		09/30/2024		CONSULTANTS:		ARCHITECT/ENGINEERS:		STAMP:		Drawing Title		Phase		Project Title		Project Number	
						VALHALLA ENGINEERING GROUP, LLC				PLAN SOUTHEAST BASEMENT - DEMOLITION PLAN		100% CONSTRUCTION DOCUMENT		REPLACE STEAM SYSTEMS		503-19-112	
Issued:		Date:				750 W HAMPODEN AVE SUITE 300 ENGLEWOOD, CO 80110 (720) 550-6307 WWW.VALHALLAENGINEERING.COM				Approved: Project Director				Location		Building Number	
														2907 PLEASANT VALLEY BLVD ALTOONA, PA 16602		1	
														Issue Date		Drawing Number	
														09/30/2024		MD106	
														Checked		Drawn	
														MB		AB	

A B C D E F

A B C D E F



**BLANK AREA UNDER RENOVATION
IN 2021-2022. NO ANTICIPATED
STEAM PIPING SCOPE THEREIN.**

GENERAL NOTES

- A. REFER TO SPECIFICATIONS FOR FURTHER REQUIREMENTS IN THE SCOPE.
- B. REFER TO 'GC' SERIES SHEETS FOR WORK PHASING REQUIREMENTS.
- C. CONTRACTOR SHALL FIELD VERIFY ALL EXISTING CONDITIONS AND REPORT ANY DISCREPANCIES TO THE VHA COR BEFORE PROCEEDING WITH WORK.
- D. REFER TO M-001 AND M-002 FOR ADDITIONAL GENERAL NOTES AND SYMBOLS.
- E. REFER TO HAZARDOUS MATERIAL SURVEY IN THE SPECIFICATIONS. DO NOT PROCEED WITH DEMOLITION OR DISTURBANCE OF ITEMS CONTAINING HAZARDOUS MATERIALS UNTIL ABATEMENT IN ACCORDANCE WITH HAZARDOUS MATERIAL ABATEMENT SPECIFICATIONS HAS BEEN PERFORMED.
- F. REFER TO G100-SERIES SHEETS FOR OVERALL LIFE SAFETY REFERENCE PLANS AND FOR LEGEND OF RATED WALL TYPES AS SHOWN ON MECHANICAL PLANS.
- G. REFER TO SPECIFICATIONS 01 00 00 AND 23 05 10 FOR SELECTIVE DEMOLITION AND REPAIR REQUIREMENTS AT EXISTING CONSTRUCTION AFFECTED BY NEW WORK (EG WALLS, CHASES, CEILINGS, ETC.). HOLES LEFT FROM DEMOLISHING PIPE THAT IS NOT REPLACED IN KIND SHALL BE PATCHED TO MATCH THE SURROUNDING CONDITIONS, INCLUDING LIFE SAFETY RATINGS.
- H. REFER TO ARCHITECTURAL PLANS FOR TYPICAL LOCATIONS AND SCOPE DETAILS OF SELECTIVE DEMOLITION. LOCATIONS SHOWN THEREON ARE NOT NECESSARILY EXHAUSTIVE OF ALL THAT MAY BE REQUIRED. MECHANICAL AND GENERAL CONTRACTORS SHALL COORDINATE TO IDENTIFY AND ADDRESS ALL SUCH INSTANCES AS REQUIRED TO ACCOMPLISH THE WORK.
- I. REFERENCE M-602 FOR STEAM TRAP SCHEDULE.

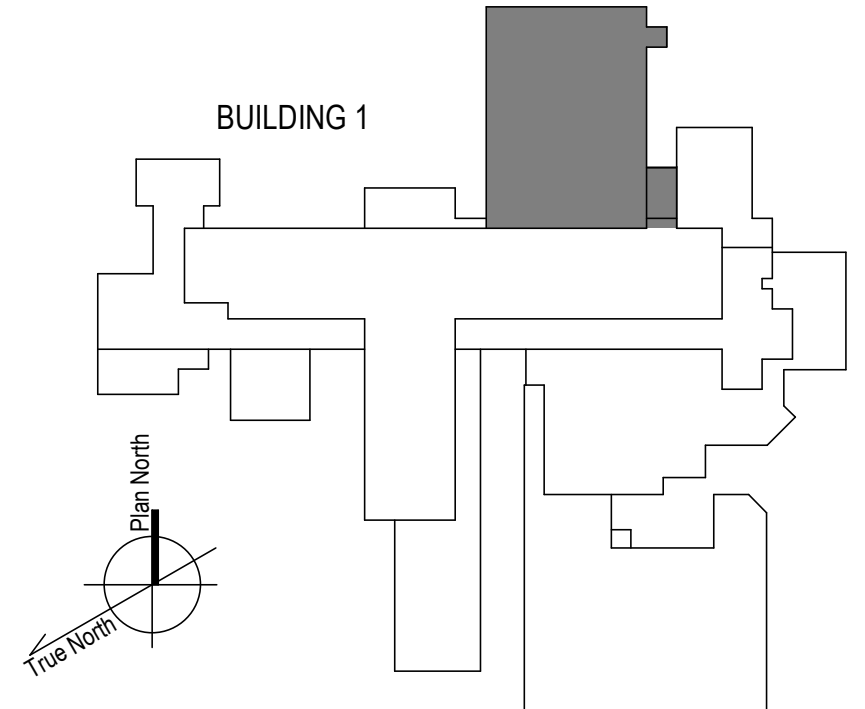
KEYNOTES

- 1. DEMO EXISTING STEAM AND CONDENSATE PIPING IN MECHANICAL ROOM. PREPARE FOR NEW WORK PER MP100-SERIES PLANS. EXISTING UNIT HEATERS, WATER HEATERS, ET AL STEAM-FED EQUIPMENT TO REMAIN, UNLESS OTHERWISE NOTED.
- 2. DEMO STEAM AND CONDENSATE PIPING IN ACCESSIBLE CRAWL SPACE. AT ENTRY TO CHASE/FLOOR: CUT, CAP, MAKE SAFE AND ABANDON IN PLACE PER SPECIFICATIONS 23 05 11.
- 3. DEMO STEAM TRAP MONITORING SYSTEM, CONDUIT, AND ASSOCIATED WIRING TO PANEL. SEE ELECTRICAL SHEET SERIES.
- 4. DEMO EXISTING SUPPLY DUCTWORK TO ALLOW NEW HUMIDIFIER INSTALLATION. REFER TO NEW WORK PLANS.
- 5. DEMO RADIATOR.
- 6. IF DEDUCT ALTERNATE #1 IS ACCEPTED:
-EXCLUDE PRICE AND SCOPE OF DEMO PIPING GREATER THAN 2" IN HATCHED AREA.
-REINSULATE EXISTING HORIZONTAL & ACCESSIBLE PIPE SHOWN AS DEMO'D IN HATCHED AREA AND REPLACE TRAPS AS SCHEDULED. (DO NOT OPEN WALLS, CHASES, OR HARD CEILINGS).

FIRE-RESISTIVE RATED WALL TYPE LEGEND

- - - - 2-HOUR FIRE SEPARATION
- - - - 1-HOUR FIRE SEPARATION
- - - - 1-HOUR SMOKE BARRIER
- - - - 0-HOUR SMOKE RESISTIVE

KEY PLAN



1 1ST FLOOR - NORTH DEMOLITION PLAN
1/8" = 1'-0"

100% CONSTRUCTION DOCUMENTS - REV 1	09/30/2024
Issued:	Date:

CONSULTANTS:

EADS GROUP
ENGINEERING ARCHITECTURE AND DESIGN SERVICES

1128 EIGHTH AVE
ALTOONA, PA 16602
(814) 944-5035
WWW.EADSGROUP.COM

ARCHITECT/ENGINEERS:

VALHALLA ENGINEERING GROUP, LLC

750 W HAMPODEN AVE
SUITE 300
ENGLEWOOD, CO 80110
(720) 950-8307
WWW.VALHALLAENGINEERING.COM

STAMP:

MITCH BIBLE
ENGINEER
10/01/2024

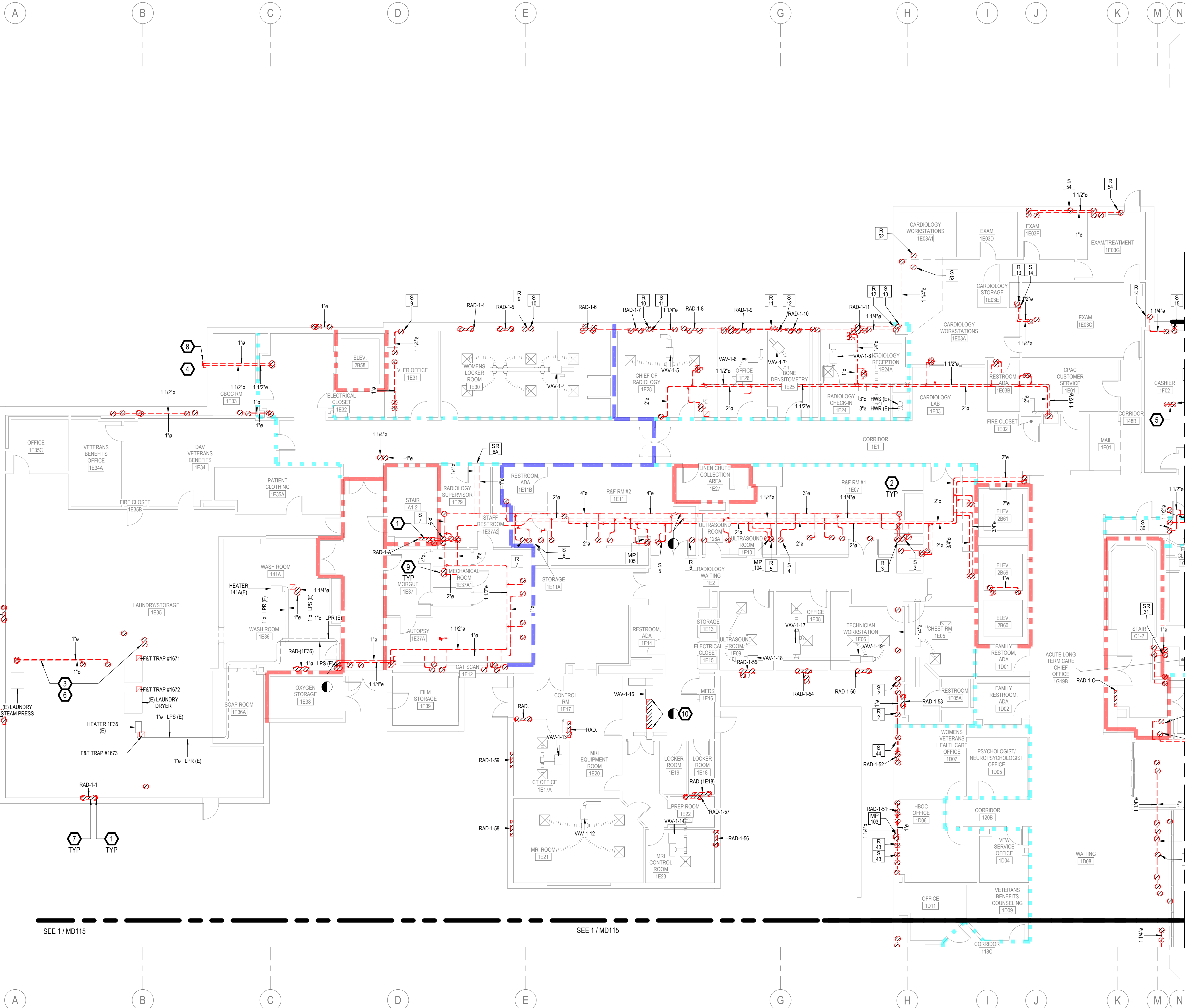
U.S. Department of Veterans Affairs

Drawing Title
PLAN NORTH 1ST FLOOR - DEMOLITION PLAN

Approved: Project Director

Phase
100% CONSTRUCTION DOCUMENT

Project Title REPLACE STEAM SYSTEMS	Project Number 503-19-112
Location 2907 PLEASANT VALLEY BLVD ALTOONA, PA 16602	Building Number 1
Issue Date 09/30/2024	Drawing Number MD112
Checked MB	Drawn AB



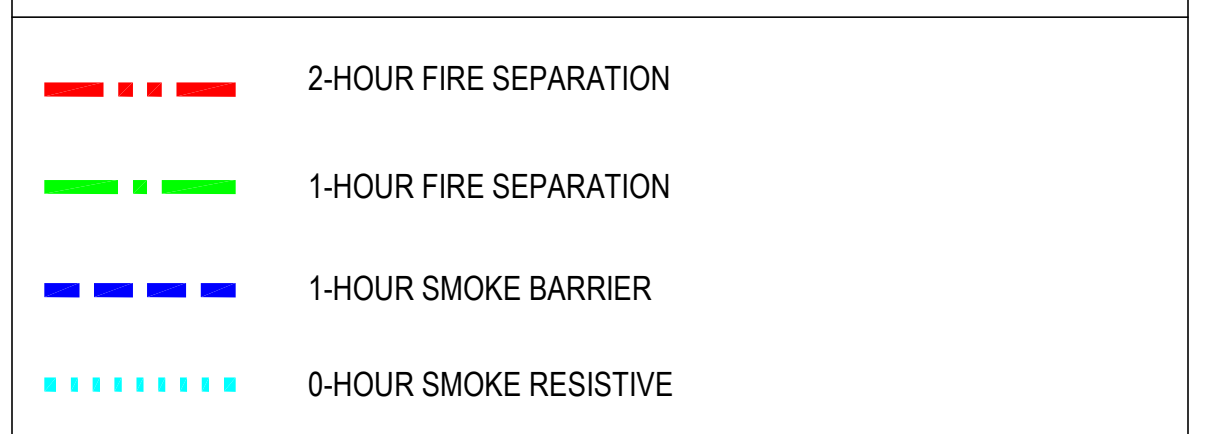
GENERAL NOTES

- A. REFER TO SPECIFICATIONS FOR FURTHER REQUIREMENTS IN THE SCOPE.
- B. REFER TO 'GC' SERIES SHEETS FOR WORK PHASING REQUIREMENTS.
- C. CONTRACTOR SHALL FIELD VERIFY ALL EXISTING CONDITIONS AND REPORT ANY DISCREPANCIES TO THE VHA COR BEFORE PROCEEDING WITH WORK.
- D. REFER TO M-001 AND M-002 FOR ADDITIONAL GENERAL NOTES AND SYMBOLS.
- E. REFER TO HAZARDOUS MATERIAL SURVEY IN THE SPECIFICATIONS. DO NOT PROCEED WITH DEMOLITION OR DISTURBANCE OF ITEMS CONTAINING HAZARDOUS MATERIALS UNTIL ABATEMENT IN ACCORDANCE WITH HAZARDOUS MATERIAL ABATEMENT SPECIFICATIONS HAS BEEN PERFORMED.
- F. REFER TO GH100-SERIES SHEETS FOR OVERALL LIFE SAFETY REFERENCE PLANS AND FOR LEGEND OF RATED WALL TYPES AS SHOWN ON MECHANICAL PLANS.
- G. REFER TO SPECIFICATIONS 01 00 00 AND 23 05 10 FOR SELECTIVE DEMOLITION AND REPAIR REQUIREMENTS AT EXISTING CONSTRUCTION AFFECTED BY NEW WORK (EG WALLS, CHASES, CEILINGS, ETC.). HOLES LEFT FROM DEMOLISHING PIPE THAT IS NOT REPLACED IN KIND SHALL BE PATCHED TO MATCH THE SURROUNDING CONDITIONS, INCLUDING LIFE SAFETY RATINGS.
- H. REFER TO ARCHITECTURAL PLANS FOR TYPICAL LOCATIONS AND SCOPE DETAILS OF SELECTIVE DEMOLITION. LOCATIONS SHOWN THEREON ARE NOT NECESSARILY EXHAUSTIVE OF ALL THAT MAY BE REQUIRED. MECHANICAL AND GENERAL CONTRACTORS SHALL COORDINATE TO IDENTIFY AND ADDRESS ALL SUCH INSTANCES AS REQUIRED TO ACCOMPLISH THE WORK.
- I. REFERENCE M-602 FOR STEAM TRAP SCHEDULE.

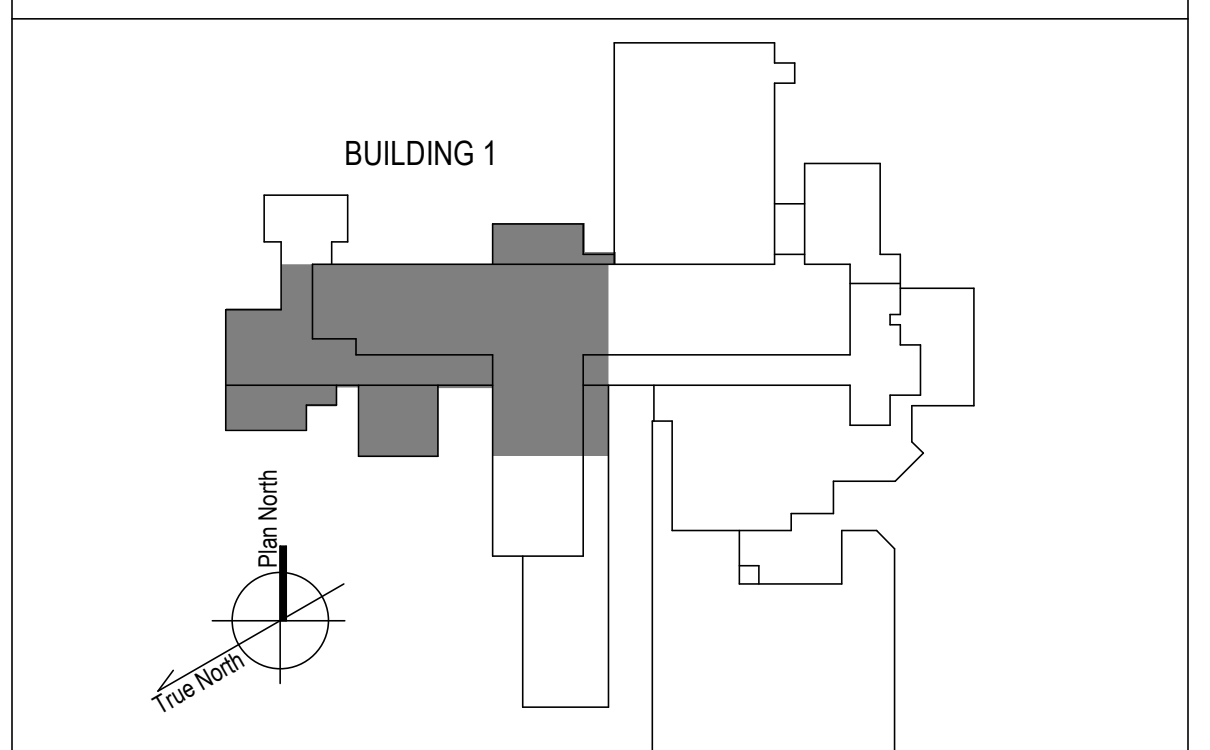
KEYNOTES

- 1. RADIATOR AND ASSOCIATED STEAM PIPING IN WALL TO REMAIN. ABANDON IN PLACE PER SPECIFICATIONS 23 05 11.
- 2. DEMO STEAM AND CONDENSATE PIPE REMAINING ABOVE ACCESSIBLE CEILING. AT ENTRY TO CHASE OR FLOOR, CUT, CAP, MAKE SAFE AND ABANDON IN PLACE PER SPECIFICATIONS 23 05 11.
- 3. DEMO AND REPLACE STEAM & CONDENSATE TO LAUNDRY EQUIPMENT. VERIFY EXISTING OPERATING PRESSURES OF EQUIPMENT PRIOR TO PIPE DISCONNECTION AND REPORT TO ENGINEER AND COR.
- 4. PIPES PASS THROUGH FOUNDATION WALL. CONTINUATION COULD NOT BE DETERMINED IN THE FIELD.
- 5. APPROXIMATE LOCATION OF RISER SR20 BASED ON ORIGINAL DRAWINGS. RISERS COULD NOT BE LOCATED IN THE FIELD. CAP AND ABANDON IN PLACE.
- 6. EXISTING LAUNDRY EQUIPMENT TO REMAIN.
- 7. DISCONNECT AND REMOVE EXISTING RADIATOR VALVE COMMAND CONTROL WIRING AND CONDUIT BACK TO SOURCE CONTROLLER. PREPARE FOR NEW CONNECTIONS TO NEW RADIANT CEILING PANEL VALVE(S), WHERE APPLICABLE, PER SPECIFICATIONS. REFER TO NEW WORK PLANS AND M-700 SHEET SERIES I/O POINT LISTS.
- 8. APPROXIMATE LOCATION OF RISER SR20 BASED ON ORIGINAL DRAWINGS. RISERS COULD NOT BE LOCATED IN THE FIELD. CAP AT WALL AND ABANDON IN PLACE.
- 9. DEMO ALL EXISTING STEAM AND CONDENSATE PIPING IN MECHANICAL CONTROL. WIRING AND CONDUIT BACK TO SOURCE CONTROLLER. PREPARE FOR NEW WORK PER MP-100-SERIES PLANS. EXISTING UNIT HEATERS, WATER HEATERS, ET AL STEAM-FED EQUIPMENT TO REMAIN, UNO.
- 10. DEMO EXISTING SUPPLY DUCTWORK TO ALLOW NEW HUMIDIFIER INSTALLATION. REFER TO NEW WORK PLANS.

FIRE-RESISTIVE RATED WALL TYPE LEGEND

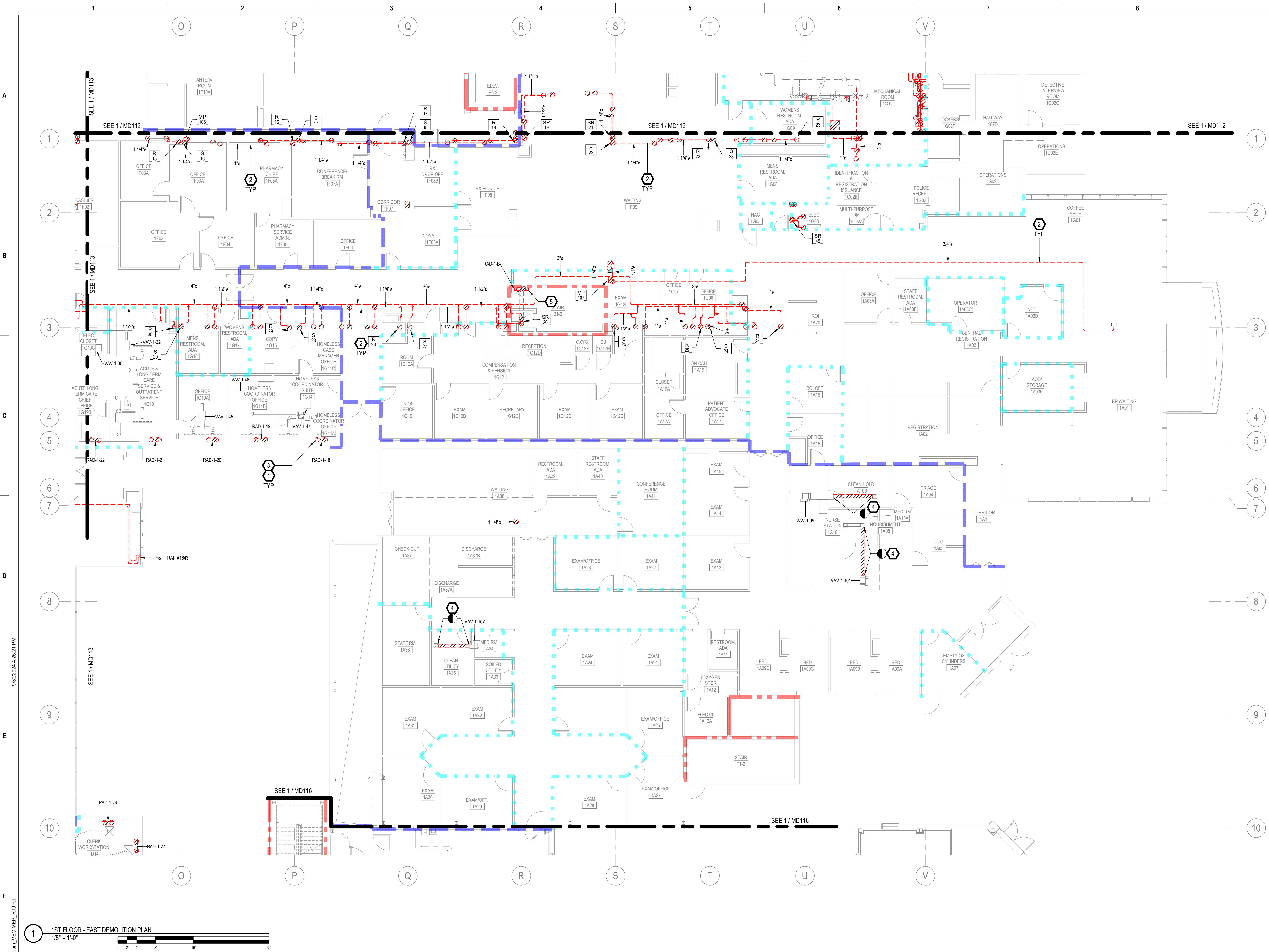


KEY PLAN



1 1ST FLOOR - WEST DEMOLITION PLAN
1/8" = 1'-0"

100% CONSTRUCTION DOCUMENTS - REV 1	09/30/2024	CONSULTANTS: ENGINEERING ARCHITECTURE AND DESIGN SERVICES 1128 EIGHTH AVE ALTOONA, PA 16602 (814) 944-5035 WWW.EADSGROUP.COM	ARCHITECT/ENGINEERS: 750 W HAMPODEN AVE SUITE 300 ENGLEWOOD, CO 80110 (720) 950-8007 WWW.VALHALLAENGINEERING.COM	STAMP: MITCH BIBBLE ENGINEER EC092820 10/01/2024	 U.S. Department of Veterans Affairs	Drawing Title PLAN WEST 1ST FLOOR - DEMOLITION PLAN	Phase 100% CONSTRUCTION DOCUMENT	Project Title REPLACE STEAM SYSTEMS	Project Number 503-19-112
	Issued:					Date:	Approved: Project Director		Location 2907 PLEASANT VALLEY BLVD ALTOONA, PA 16602



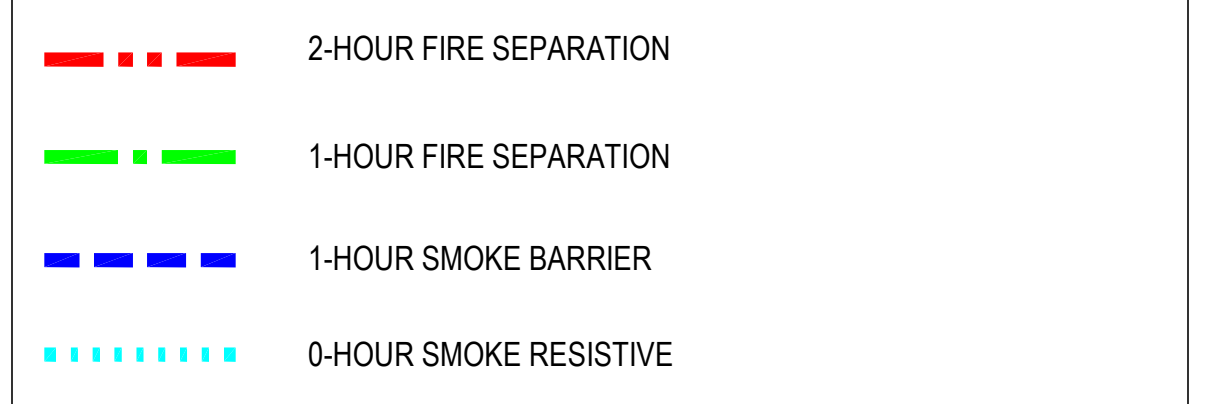
GENERAL NOTES

- A. REFER TO SPECIFICATIONS FOR FURTHER REQUIREMENTS IN THE SCOPE.
- B. REFER TO 'GC' SERIES SHEETS FOR WORK PHASING REQUIREMENTS.
- C. CONTRACTOR SHALL FIELD VERIFY ALL EXISTING CONDITIONS AND REPORT ANY DISCREPANCIES TO THE VHA COR BEFORE PROCEEDING WITH WORK.
- D. REFER TO M-001 AND M-002 FOR ADDITIONAL GENERAL NOTES AND SYMBOLS.
- E. REFER TO HAZARDOUS MATERIAL SURVEY IN THE SPECIFICATIONS. DO NOT PROCEED WITH DEMOLITION OR DISTURBANCE OF ITEMS CONTAINING HAZARDOUS MATERIALS UNTIL ABATEMENT IN ACCORDANCE WITH HAZARDOUS MATERIAL ABATEMENT SPECIFICATIONS HAS BEEN PERFORMED.
- F. REFER TO GH100-SERIES SHEETS FOR OVERALL LIFE SAFETY REFERENCE PLANS AND FOR LEGEND OF RATED WALL TYPES AS SHOWN ON MECHANICAL PLANS.
- G. REFER TO SPECIFICATIONS 01 00 00 AND 23 05 10 FOR SELECTIVE DEMOLITION AND REPAIR REQUIREMENTS AT EXISTING CONSTRUCTION AFFECTED BY NEW WORK (EG WALLS, CHASES, CEILINGS, ETC.). HOLES LEFT FROM DEMOLISHING PIPE THAT IS NOT REPLACED IN KIND SHALL BE PATCHED TO MATCH THE SURROUNDING CONDITIONS, INCLUDING LIFE SAFETY RATINGS.
- H. REFER TO ARCHITECTURAL PLANS FOR TYPICAL LOCATIONS AND SCOPE DETAILS OF SELECTIVE DEMOLITION. LOCATIONS SHOWN THEREON ARE NOT NECESSARILY EXHAUSTIVE OF ALL THAT MAY BE REQUIRED. MECHANICAL AND GENERAL CONTRACTORS SHALL COORDINATE TO IDENTIFY AND ADDRESS ALL SUCH INSTANCES AS REQUIRED TO ACCOMPLISH THE WORK.
- I. REFERENCE M-602 FOR STEAM TRAP SCHEDULE.

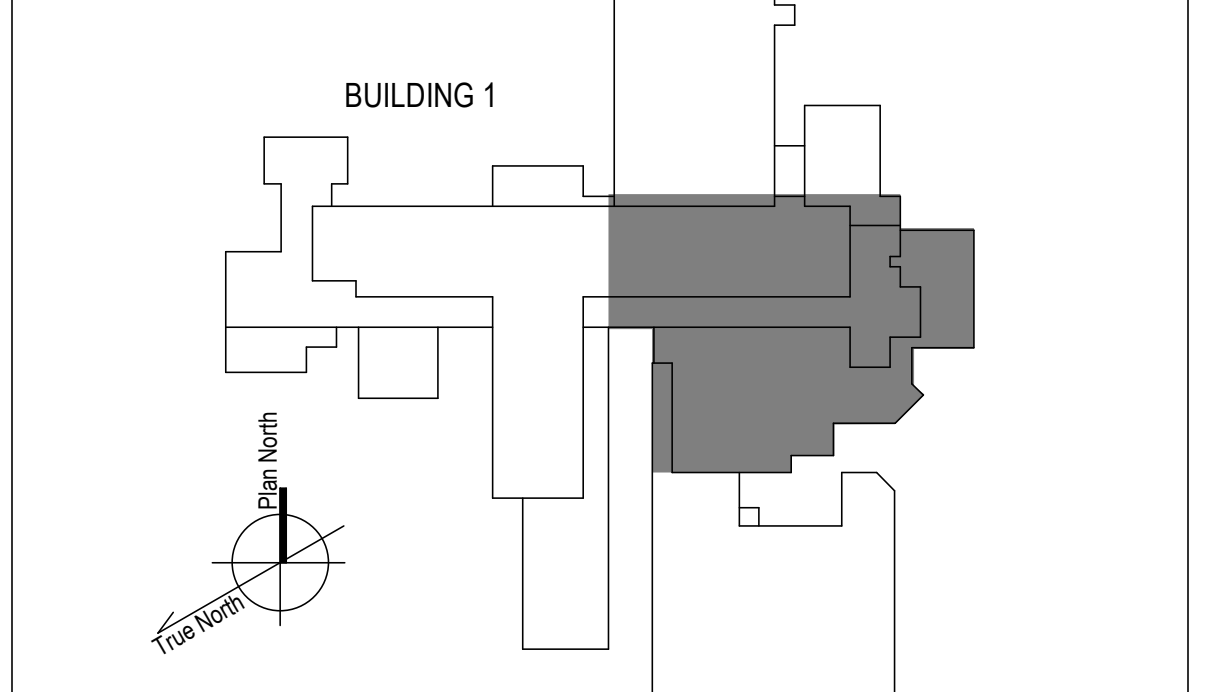
KEYNOTES

1. RADIATOR AND ASSOCIATED STEAM PIPING IN WALL TO REMAIN. ABANDON IN PLACE PER SPECIFICATIONS 23 05 11.
2. DEMO STEAM AND CONDENSATE PIPE REMAINING ABOVE ACCESSIBLE CEILING. AT ENTRY TO CHASE OR FLOOR, CUT, CAP, MAKE SAFE AND ABANDON IN PLACE PER SPECIFICATIONS 23 05 11.
3. DISCONNECT AND REMOVE EXISTING RADIATOR VALVE COMMAND CONTROL WIRING AND CONDUIT BACK TO SOURCE CONTROLLER. PREPARE FOR NEW CONNECTIONS TO NEW RADIANT CEILING PANEL VALVE(S), WHERE APPLICABLE, PER SPECIFICATIONS. REFER TO NEW WORK PLANS AND M-700 SHEET SERIES I/O POINT LISTS.
4. DEMO EXISTING SUPPLY DUCTWORK TO ALLOW NEW HUMIDIFIER INSTALLATION. REFER TO NEW WORK PLANS.
5. DEMO AND REMOVE EXISTING RADIATOR AND ASSOCIATED PIPING.

FIRE-RESISTIVE RATED WALL TYPE LEGEND



KEY PLAN



1 1ST FLOOR - EAST DEMOLITION PLAN
1/8" = 1'-0"

100% CONSTRUCTION DOCUMENTS - REV 1	09/30/2024
Issued:	Date:

CONSULTANTS:

EADS GROUP
ENGINEERING ARCHITECTURE AND DESIGN SERVICES

1128 EIGHTH AVE.
ALTOONA, PA 16602
(814) 944-5035
WWW.EADSGROUP.COM

ARCHITECT/ENGINEERS:

VALHALLA ENGINEERING GROUP, LLC

750 W HAMPODEN AVE
SUITE 300
ENGLEWOOD, CO 80110
(720) 950-8307
WWW.VALHALLAENGINEERING.COM

STAMP:

Professional Engineer Seal for Mitch Bible, License No. PE092820, State of Pennsylvania, dated 10/01/2024.

U.S. Department of Veterans Affairs

Drawing Title
PLAN EAST 1ST FLOOR - DEMOLITION PLAN

Approved: Project Director

Phase
100% CONSTRUCTION DOCUMENT

Project Title REPLACE STEAM SYSTEMS	Project Number 503-19-112
Location 2907 PLEASANT VALLEY BLVD ALTOONA, PA 16602	Building Number 1
Issue Date 09/30/2024	Drawing Number MD114
Checked MB	Drawn AB

GENERAL NOTES

- A. REFER TO SPECIFICATIONS FOR FURTHER REQUIREMENTS IN THE SCOPE.
- B. REFER TO 'GC' SERIES SHEETS FOR WORK PHASING REQUIREMENTS.
- C. CONTRACTOR SHALL FIELD VERIFY ALL EXISTING CONDITIONS AND REPORT ANY DISCREPANCIES TO THE VHA COR BEFORE PROCEEDING WITH WORK.
- D. REFER TO M-001 AND M-002 FOR ADDITIONAL GENERAL NOTES AND SYMBOLS.
- E. REFER TO HAZARDOUS MATERIAL SURVEY IN THE SPECIFICATIONS. DO NOT PROCEED WITH DEMOLITION OR DISTURBANCE OF ITEMS CONTAINING HAZARDOUS MATERIALS UNTIL ABATEMENT IN ACCORDANCE WITH HAZARDOUS MATERIAL ABATEMENT SPECIFICATIONS HAS BEEN PERFORMED.
- F. REFER TO G100-SERIES SHEETS FOR OVERALL LIFE SAFETY REFERENCE PLANS AND FOR LEGEND OF RATED WALL TYPES AS SHOWN ON MECHANICAL PLANS.
- G. REFER TO SPECIFICATIONS 01 00 00 AND 23 05 10 FOR SELECTIVE DEMOLITION AND REPAIR REQUIREMENTS AT EXISTING CONSTRUCTION AFFECTED BY NEW WORK (EG WALLS, CHASES, CEILINGS, ETC.). HOLES LEFT FROM DEMOLISHING PIPE THAT IS NOT REPLACED IN KIND SHALL BE PATCHED TO MATCH THE SURROUNDING CONDITIONS, INCLUDING LIFE SAFETY RATINGS.
- H. REFER TO ARCHITECTURAL PLANS FOR TYPICAL LOCATIONS AND SCOPE DETAILS OF SELECTIVE DEMOLITION. LOCATIONS SHOWN THEREON ARE NOT NECESSARILY EXHAUSTIVE OF ALL THAT MAY BE REQUIRED. MECHANICAL AND GENERAL CONTRACTORS SHALL COORDINATE TO IDENTIFY AND ADDRESS ALL SUCH INSTANCES AS REQUIRED TO ACCOMPLISH THE WORK.
- I. REFERENCE M-602 FOR STEAM TRAP SCHEDULE.

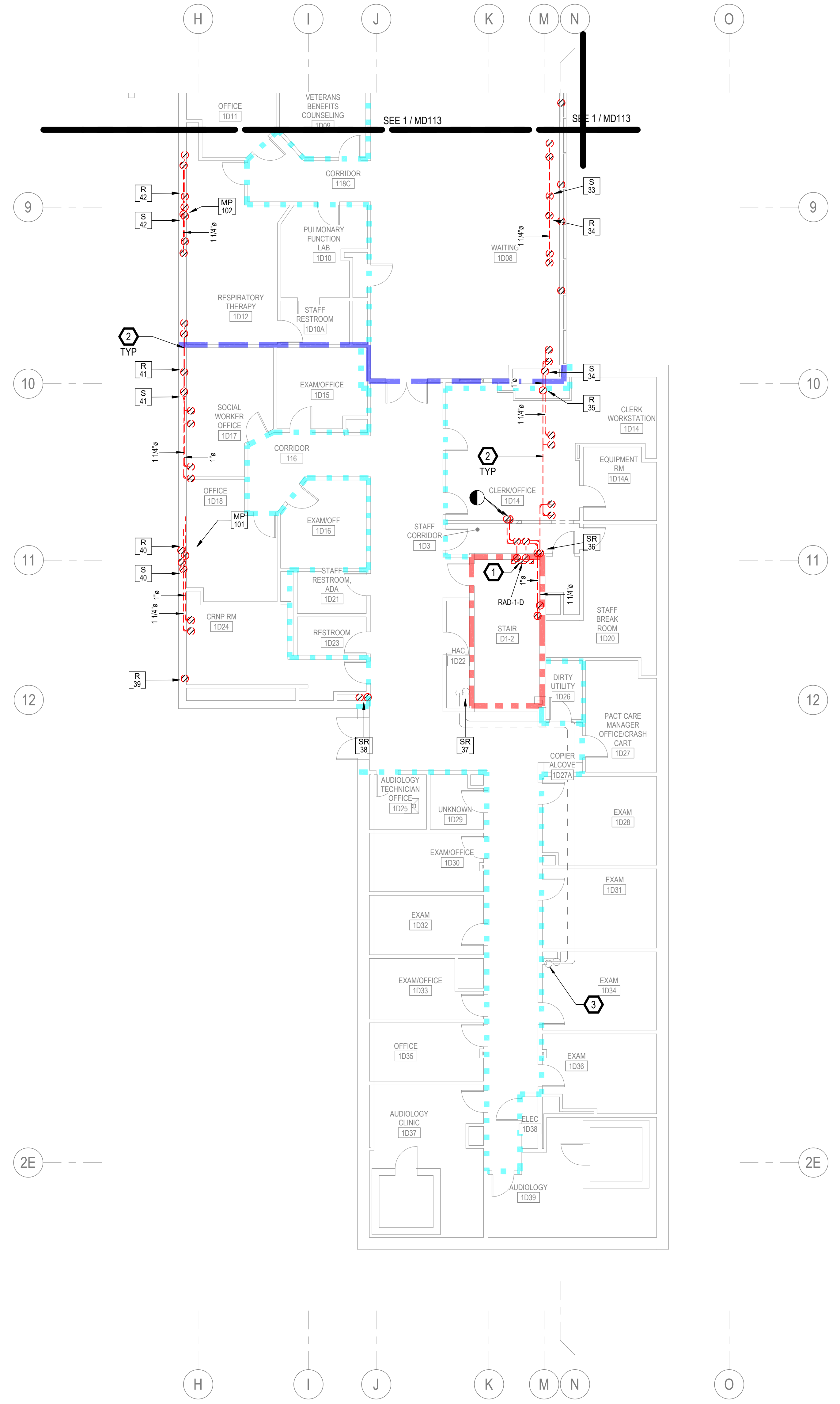
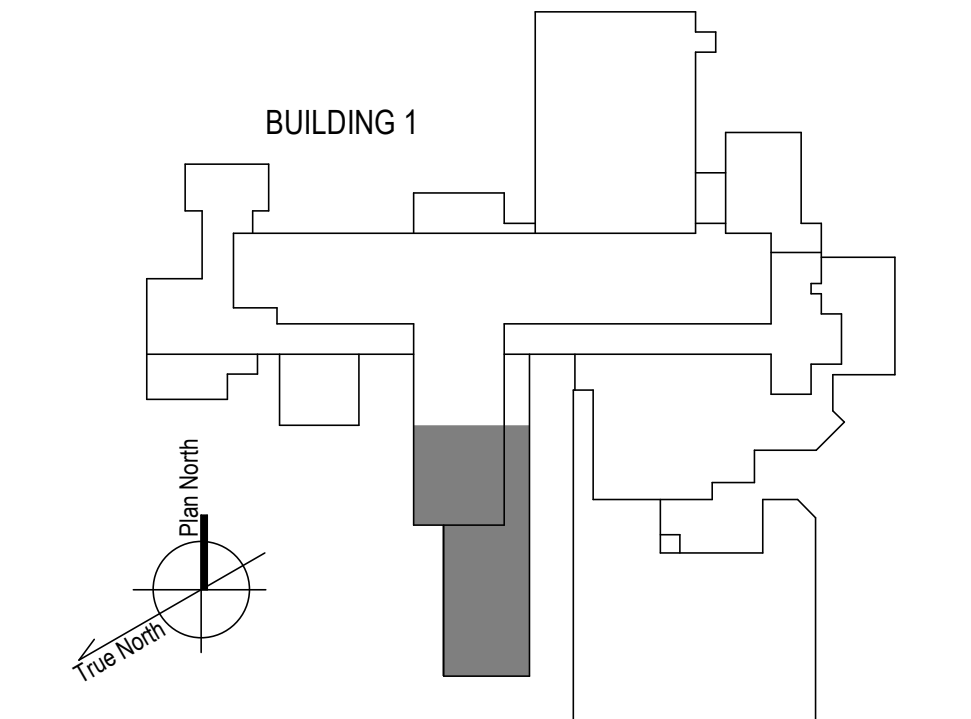
KEYNOTES

- 1. DEMO AND REMOVE EXISTING RADIATOR AND ASSOCIATED PIPING.
- 2. DEMO STEAM AND CONDENSATE PIPE REMAINING ABOVE ACCESSIBLE CEILING. AT ENTRY TO CHASE OR FLOOR, CUT, CAP, MAKE SAFE AND ABANDON IN PLACE PER SPECIFICATIONS 23 05 11.
- 3. UP TO ROOF. SERVING AHU 17.





FIRE-RESISTIVE RATED WALL TYPE LEGEND

- - - 2-HOUR FIRE SEPARATION
- - - 1-HOUR FIRE SEPARATION
- - - 1-HOUR SMOKE BARRIER
- - - 0-HOUR SMOKE RESISTIVE

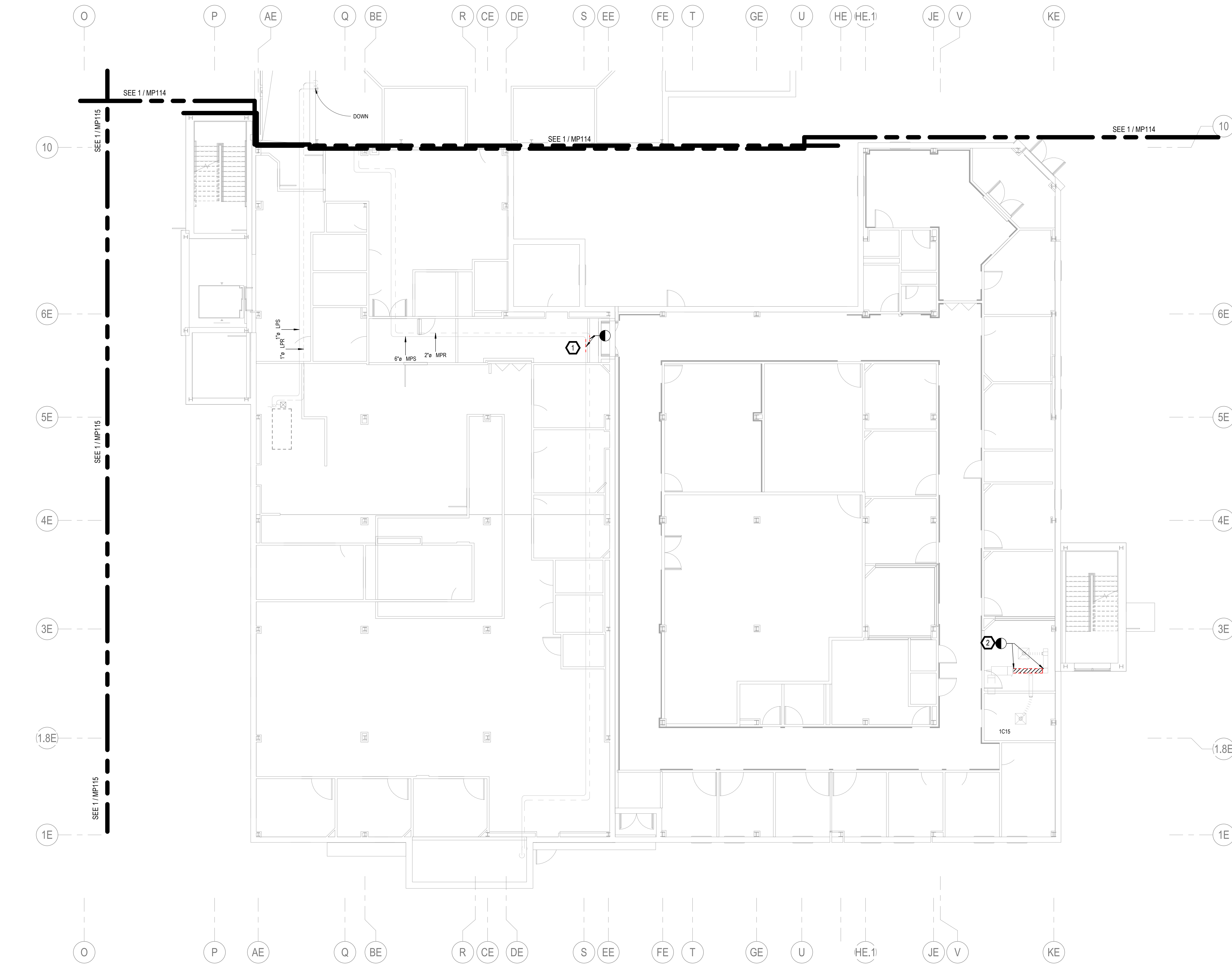
KEY PLAN



1 1ST FLOOR - SOUTH WEST DEMOLITION PLAN
1/8" = 1'-0"

100% CONSTRUCTION DOCUMENTS - REV 1	09/30/2024	CONSULTANTS:  ENGINEERING ARCHITECTURE AND DESIGN SERVICES	ARCHITECT/ENGINEERS:  750 W HAMPODEN AVE SUITE 300 ENGLEWOOD, CO 80110 (720) 550-8307 WWW.VALHALLAENGINEERING.COM	STAMP:  10/01/2024	 U.S. Department of Veterans Affairs	Drawing Title PLAN SOUTHWEST 1ST FLOOR - DEMOLITION PLAN	Phase 100% CONSTRUCTION DOCUMENT	Project Title REPLACE STEAM SYSTEMS	Project Number 503-19-112		
Issued:	Date:					Approved: Project Director		Location 2907 PLEASANT VALLEY BLVD ALTOONA, PA 16602	Building Number 1		
								Issue Date 09/30/2024	Checked MB	Drawn AB	Drawing Number MD115

9/30/2024 4:25:24 PM
E:\360\20_14_Altoona_PA_Sham\20_14_Altoona_Sham_VEG\MEP_R19.rvt
VA FORM 08 - 6231



1 1ST FLOOR - SOUTH EAST DEMO PLAN
NTS

GENERAL NOTES

- A. REFER TO SPECIFICATIONS FOR FURTHER REQUIREMENTS IN THE SCOPE.
- B. REFER TO 'GC' SERIES SHEETS FOR WORK PHASING REQUIREMENTS.
- C. CONTRACTOR SHALL FIELD VERIFY ALL EXISTING CONDITIONS AND REPORT ANY DISCREPANCIES TO THE VHA COR BEFORE PROCEEDING WITH WORK.
- D. REFER TO M-001 AND M-002 FOR ADDITIONAL GENERAL NOTES AND SYMBOLS.
- E. REFER TO HAZARDOUS MATERIAL SURVEY IN THE SPECIFICATIONS. DO NOT PROCEED WITH DEMOLITION OR DISTURBANCE OF ITEMS CONTAINING HAZARDOUS MATERIALS UNTIL ABATEMENT IN ACCORDANCE WITH HAZARDOUS MATERIAL ABATEMENT SPECIFICATIONS HAS BEEN PERFORMED.
- F. REFER TO GH100-SERIES SHEETS FOR OVERALL LIFE SAFETY REFERENCE PLANS AND FOR LEGEND OF RATED WALL TYPES AS SHOWN ON MECHANICAL PLANS.
- G. REFER TO SPECIFICATIONS 01 00 00 AND 23 05 10 FOR SELECTIVE DEMOLITION AND REPAIR REQUIREMENTS AT EXISTING CONSTRUCTION AFFECTED BY NEW WORK (EG WALLS, CHASES, CEILINGS, ETC.). HOLES LEFT FROM DEMOLISHING PIPE THAT IS NOT REPLACED IN KIND SHALL BE PATCHED TO MATCH THE SURROUNDING CONDITIONS, INCLUDING LIFE SAFETY RATINGS.
- H. REFER TO ARCHITECTURAL PLANS FOR TYPICAL LOCATIONS AND SCOPE DETAILS OF SELECTIVE DEMOLITION. LOCATIONS SHOWN THEREON ARE NOT NECESSARILY EXHAUSTIVE OF ALL THAT MAY BE REQUIRED. MECHANICAL AND GENERAL CONTRACTORS SHALL COORDINATE TO IDENTIFY AND ADDRESS ALL SUCH INSTANCES AS REQUIRED TO ACCOMPLISH THE WORK.
- I. REFERENCE M-602 FOR STEAM TRAP SCHEDULE.

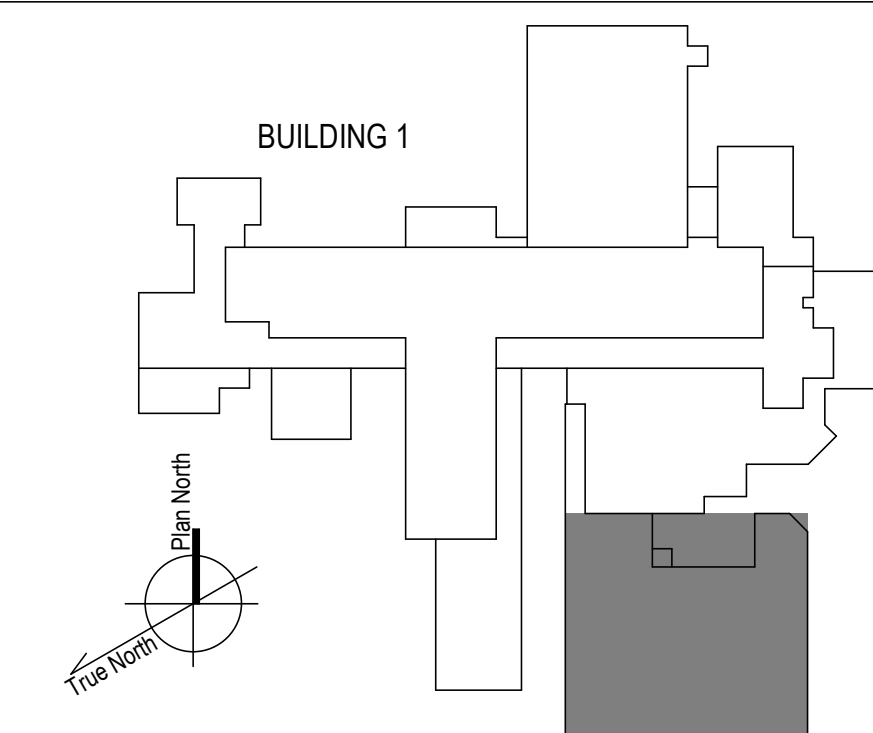
KEYNOTES

- 1. COORDINATE SHUTDOWN WITH COR.
- 2. DEMO EXISTING SUPPLY DUCTWORK TO ALLOW NEW HUMIDIFIER INSTALLATION. REFER TO NEW WORK PLANS.

FIRE-RESISTIVE RATED WALL TYPE LEGEND

- - - 2-HOUR FIRE SEPARATION
- - - 1-HOUR FIRE SEPARATION
- - - 1-HOUR SMOKE BARRIER
- - - 0-HOUR SMOKE RESISTIVE

KEY PLAN



100% CONSTRUCTION DOCUMENTS - REV 1

09/30/2024

CONSULTANTS:

ARCHITECT/ENGINEERS:

STAMP:

Drawing Title

PLAN SOUTHEAST 1ST FLOOR
DEMO PLAN

Approved: Project Director

Phase

100% CONSTRUCTION
DOCUMENT

Project Title

REPLACE STEAM SYSTEMS

Location

2907 PLEASANT VALLEY BLVD ALTOONA, PA 16602

Issue Date

09/30/2024

Checked

MB

Drawn

AB

Project Number

503-19-112

Building Number

1

Drawing Number

MD116

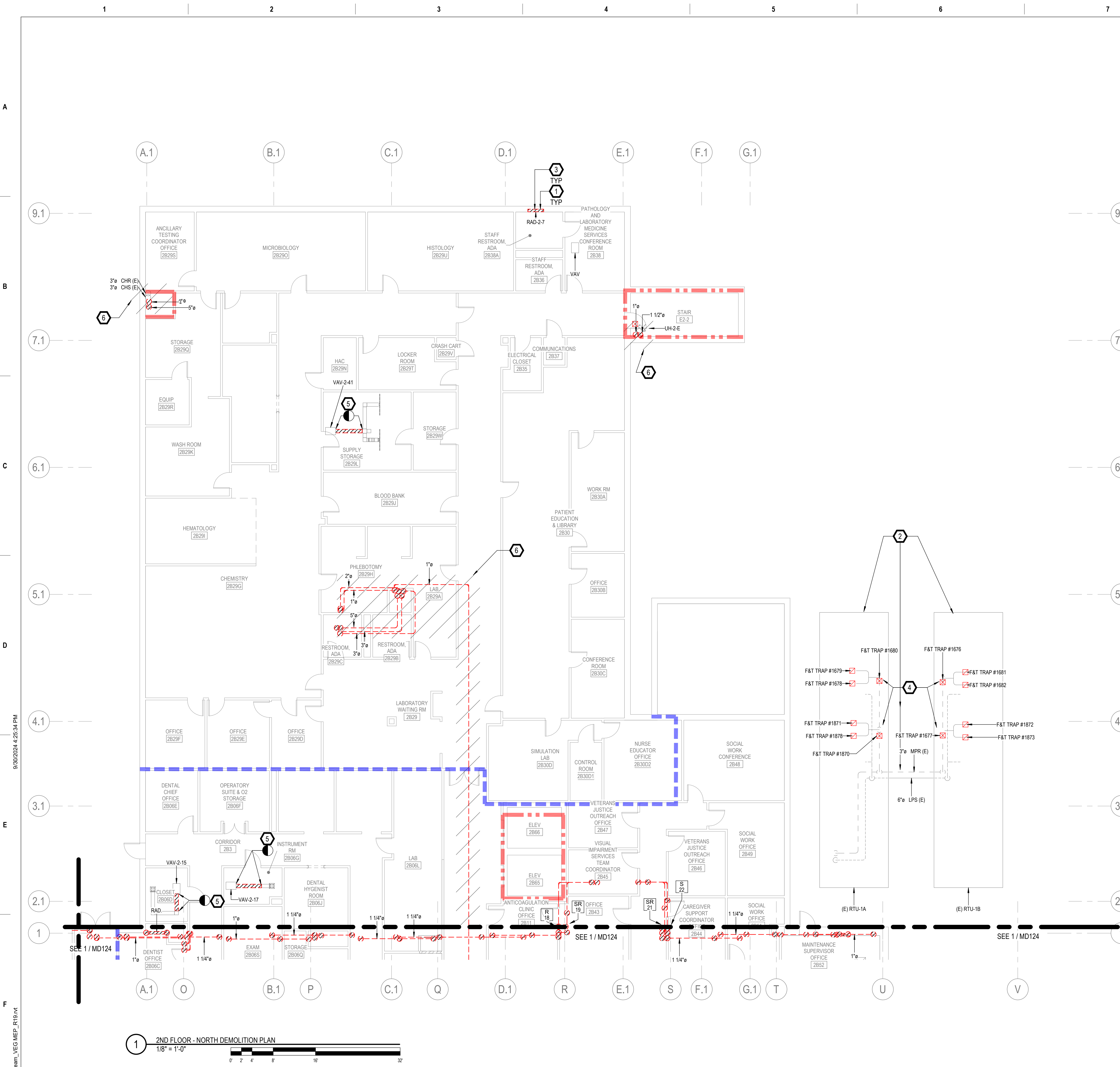


750 W HAMPODEN AVE
SUITE 300
ENGLEWOOD, CO 80110
(720) 550-6307
WWW.VALHALLAENGINEERING.COM


VEG 20.14



U.S. Department
of Veterans Affairs



2 RTU - 1A - TRAPS
NTS



3 RTU - 1B - TRAPS
NTS



4 RTU - 2A - TRAPS
NTS



5 RTU - 2B - TRAPS
NTS

GENERAL NOTES

- A. REFER TO SPECIFICATIONS FOR FURTHER REQUIREMENTS IN THE SCOPE.
- B. REFER TO 'GC' SERIES SHEETS FOR WORK PHASING REQUIREMENTS.
- C. CONTRACTOR SHALL FIELD VERIFY ALL EXISTING CONDITIONS AND REPORT ANY DISCREPANCIES TO THE VHA COR BEFORE PROCEEDING WITH WORK.
- D. REFER TO M-001 AND M-002 FOR ADDITIONAL GENERAL NOTES AND SYMBOLS.
- E. REFER TO HAZARDOUS MATERIAL SURVEY IN THE SPECIFICATIONS. DO NOT PROCEED WITH DEMOLITION OR DISTURBANCE OF ITEMS CONTAINING HAZARDOUS MATERIALS UNTIL ABATEMENT IN ACCORDANCE WITH HAZARDOUS MATERIAL ABATEMENT SPECIFICATIONS HAS BEEN PERFORMED.
- F. REFER TO G1100-SERIES SHEETS FOR OVERALL LIFE SAFETY REFERENCE PLANS AND FOR LEGEND OF RATED WALL TYPES AS SHOWN ON MECHANICAL PLANS.
- G. REFER TO SPECIFICATIONS 01 00 00 AND 23 05 10 FOR SELECTIVE DEMOLITION AND REPAIR REQUIREMENTS AT EXISTING CONSTRUCTION AFFECTED BY NEW WORK (EG WALLS, CHASES, CEILINGS, ETC.). HOLES LEFT FROM DEMOLISHING PIPE THAT IS NOT REPLACED IN KIND SHALL BE PATCHED TO MATCH THE SURROUNDING CONDITIONS, INCLUDING LIFE SAFETY RATINGS.
- H. REFER TO ARCHITECTURAL PLANS FOR TYPICAL LOCATIONS AND SCOPE DETAILS OF SELECTIVE DEMOLITION. LOCATIONS SHOWN THEREON ARE NOT NECESSARILY EXHAUSTIVE OF ALL THAT MAY BE REQUIRED. MECHANICAL AND GENERAL CONTRACTORS SHALL COORDINATE TO IDENTIFY AND ADDRESS ALL SUCH INSTANCES AS REQUIRED TO ACCOMPLISH THE WORK.
- I. REFERENCE M-602 FOR STEAM TRAP SCHEDULE.

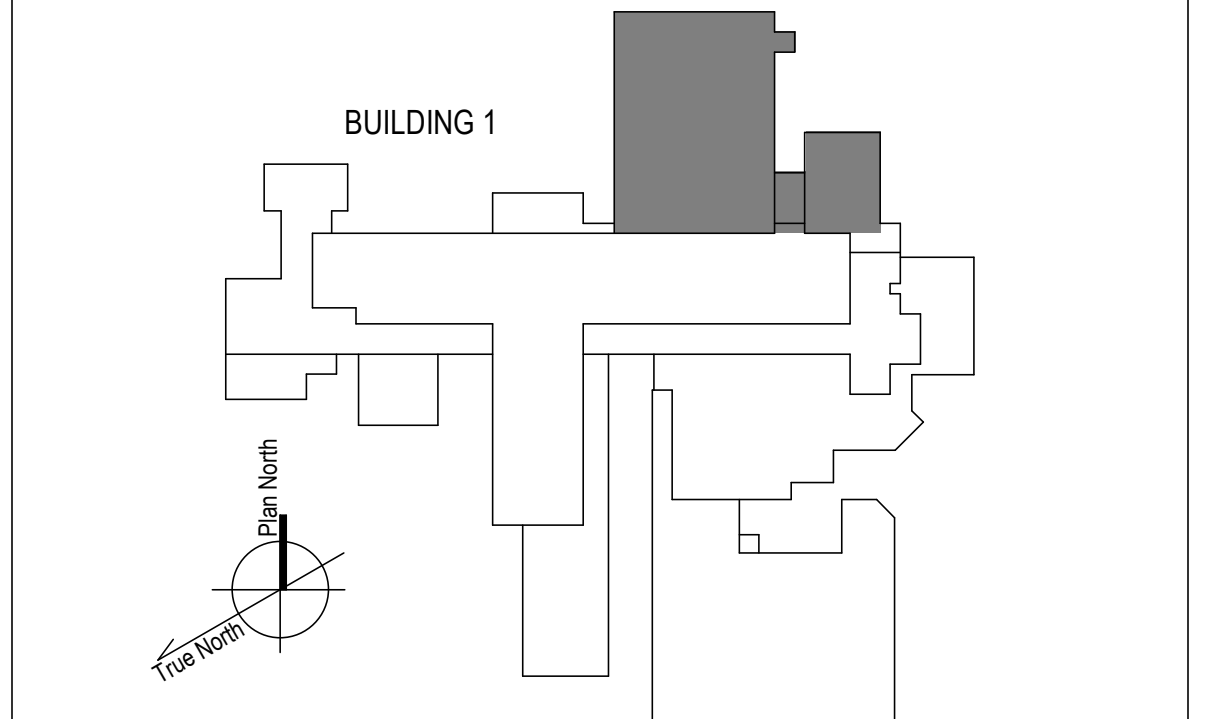
KEYNOTES

- 1. RADIATOR AND ASSOCIATED STEAM PIPING IN WALL TO REMAIN. ABANDON IN PLACE PER SPECIFICATIONS 23 05 11.
- 2. EXISTING AHU AND STEAM PIPING ABOVE ROOF DECK TO REMAIN.
- 3. DISCONNECT AND REMOVE EXISTING RADIATOR VALVE COMMAND CONTROL WIRING AND CONDUIT BACK TO SOURCE CONTROLLER. PREPARE FOR NEW CONNECTIONS TO NEW RADIANT CEILING PANEL VALVE(S), WHERE APPLICABLE. PER SPECIFICATIONS. REFER TO NEW WORK PLANS AND M-700 SHEET SERIES I/O POINT LISTS.
- 4. SEE REFERENCE PHOTOS THIS SHEET. CONTRACTOR TO REPLACE NECESSARY PIPING TO GAIN ACCESS TO REPLACE STEAM TRAP.
- 5. DEMO EXISTING SUPPLY DUCTWORK TO ALLOW NEW HUMIDIFIER INSTALLATION. REFER TO NEW WORK PLANS.
- 6. IF DEDUCT ALTERNATE #1 IS ACCEPTED:
-EXCLUDE PRICE AND SCOPE OF DEMO PIPING GREATER THAN 2" IN HATCHED AREA
-REINSULATE EXISTING HORIZONTAL & ACCESSIBLE PIPE SHOWN AS DEMO'D IN HATCHED AREA AND REPLACE TRAPS AS SCHEDULED. (DO NOT OPEN WALLS, CHASES, OR HARD CEILINGS).

FIRE-RESISTIVE RATED WALL TYPE LEGEND

- 2-HOUR FIRE SEPARATION
- 1-HOUR FIRE SEPARATION
- 1-HOUR SMOKE BARRIER
- 0-HOUR SMOKE RESISTIVE

KEY PLAN



100% CONSTRUCTION DOCUMENTS - REV 1
Date: 09/30/2024
Issued: 09/30/2024

CONSULTANTS:
EADS GROUP
ENGINEERING ARCHITECTURE AND DESIGN SERVICES
1128 EIGHTH AVE
ALTOONA, PA 16602
(814) 944-5035
WWW.EADSGROUP.COM

ARCHITECT/ENGINEERS:
VALHALLA ENGINEERING GROUP, LLC
750 W HAMPODEN AVE
SUITE 300
ENGLEWOOD, CO 80110
(720) 950-8007
WWW.VALHALLAENGINEERING.COM

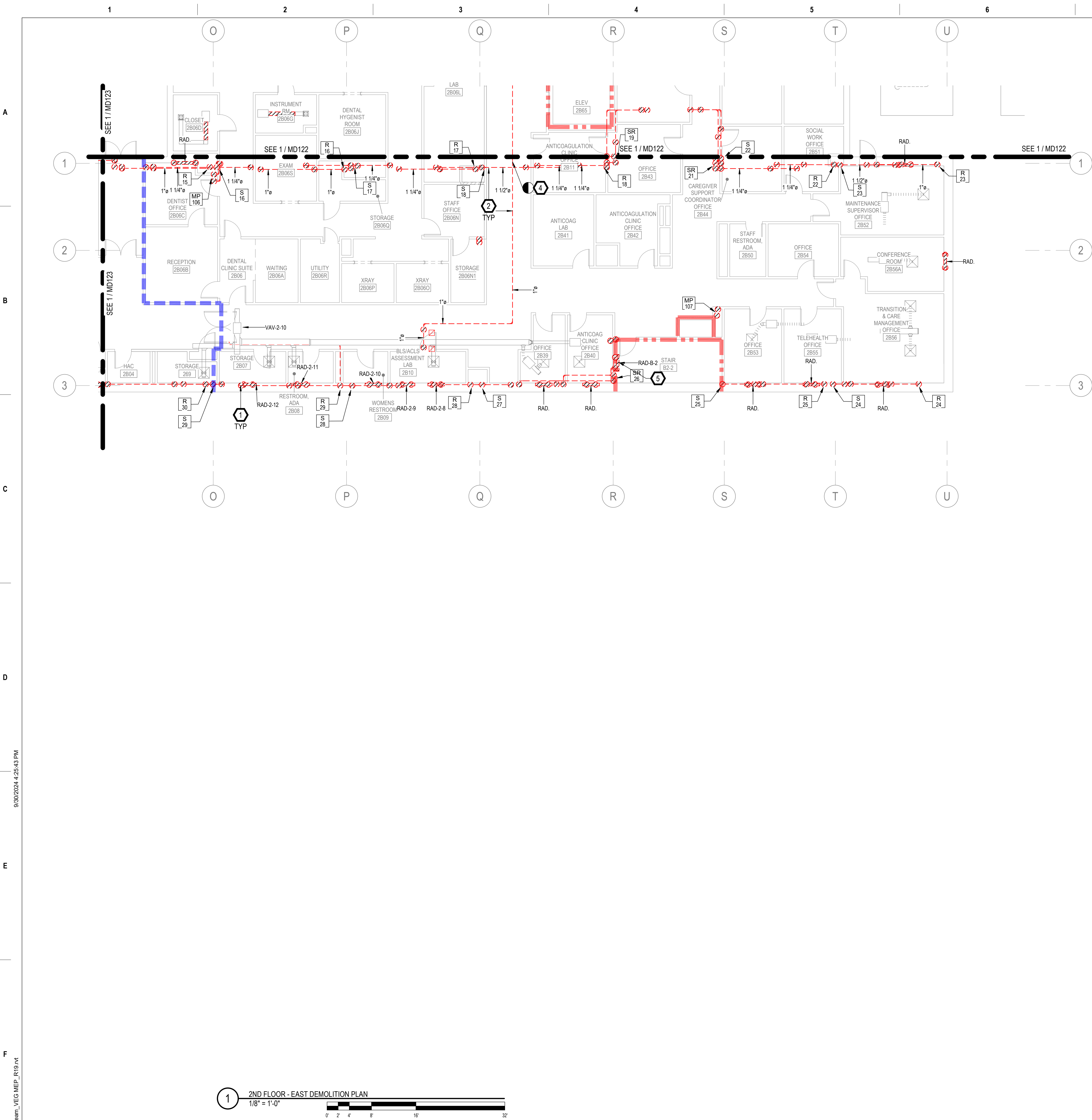
STAMP:
MITCH BIBLE
ENGINEER
10/01/2024

U.S. Department of Veterans Affairs

Drawing Title:
PLAN NORTH 2ND FLOOR - DEMOLITION PLAN
Approved: Project Director

Phase:
100% CONSTRUCTION DOCUMENT

Project Title: REPLACE STEAM SYSTEMS
Project Number: 503-19-112
Building Number: 1
Drawing Number: MD122
Location: 2907 PLEASANT VALLEY BLVD ALTOONA, PA 16602
Issue Date: 09/30/2024
Checked: MB
Drawn: AB



1 2ND FLOOR - EAST DEMOLITION PLAN
1/8" = 1'-0"

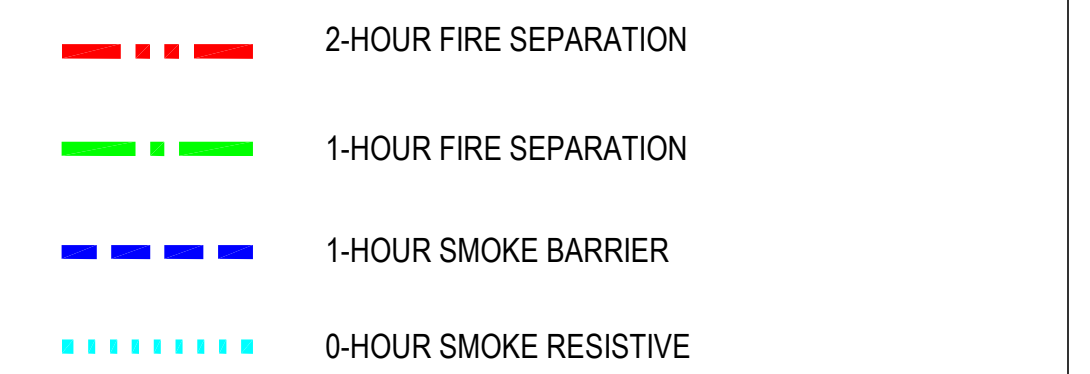
GENERAL NOTES

- A. REFER TO SPECIFICATIONS FOR FURTHER REQUIREMENTS IN THE SCOPE.
- B. REFER TO 'GC' SERIES SHEETS FOR WORK PHASING REQUIREMENTS.
- C. CONTRACTOR SHALL FIELD VERIFY ALL EXISTING CONDITIONS AND REPORT ANY DISCREPANCIES TO THE VHA COR BEFORE PROCEEDING WITH WORK.
- D. REFER TO M-001 AND M-002 FOR ADDITIONAL GENERAL NOTES AND SYMBOLS.
- E. REFER TO HAZARDOUS MATERIAL SURVEY IN THE SPECIFICATIONS. DO NOT PROCEED WITH DEMOLITION OR DISTURBANCE OF ITEMS CONTAINING HAZARDOUS MATERIALS UNTIL ABATEMENT IN ACCORDANCE WITH HAZARDOUS MATERIAL ABATEMENT SPECIFICATIONS HAS BEEN PERFORMED.
- F. REFER TO M-1000-SERIES SHEETS FOR OVERALL LIFE SAFETY REFERENCE PLANS AND FOR LEGEND OF RATED WALL TYPES AS SHOWN ON MECHANICAL PLANS.
- G. REFER TO SPECIFICATIONS 01 00 00 AND 23 05 10 FOR SELECTIVE DEMOLITION AND REPAIR REQUIREMENTS AT EXISTING CONSTRUCTION AFFECTED BY NEW WORK (EG WALLS, CHASES, CEILINGS, ETC.). HOLES LEFT FROM DEMOLISHING PIPE THAT IS NOT REPLACED IN KIND SHALL BE PATCHED TO MATCH THE SURROUNDING CONDITIONS, INCLUDING LIFE SAFETY RATINGS.
- H. REFER TO ARCHITECTURAL PLANS FOR TYPICAL LOCATIONS AND SCOPE DETAILS OF SELECTIVE DEMOLITION. LOCATIONS SHOWN THEREON ARE NOT NECESSARILY EXHAUSTIVE OF ALL THAT MAY BE REQUIRED. MECHANICAL AND GENERAL CONTRACTORS SHALL COORDINATE TO IDENTIFY AND ADDRESS ALL SUCH INSTANCES AS REQUIRED TO ACCOMPLISH THE WORK.
- I. REFERENCE M-602 FOR STEAM TRAP SCHEDULE.

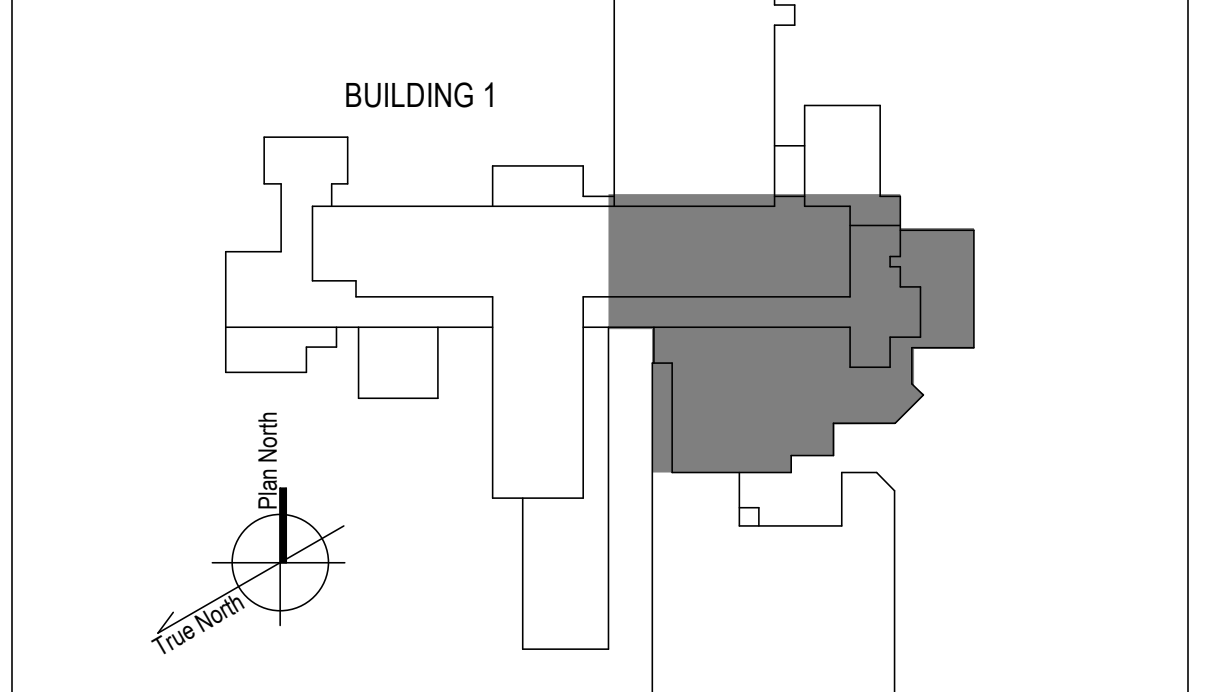
KEYNOTES





- 1. RADIATOR AND ASSOCIATED STEAM PIPING IN WALL TO REMAIN. ABANDON IN PLACE PER SPECIFICATIONS 23 05 11.
- 2. DEMO STEAM AND CONDENSATE PIPING ABOVE ACCESSIBLE CEILING. CAP AT FLOOR OR CHASE PENETRATIONS AND ABANDON PIPING IN PLACE PER SPECIFICATIONS 23 05 11.
- 3. DISCONNECT AND REMOVE EXISTING RADIATOR VALVE COMMAND CONTROL WIRING AND CONDUIT BACK TO SOURCE CONTROLLER. PREPARE FOR NEW CONNECTIONS TO NEW RADIANT CEILING PANEL VALVE(S), WHERE APPLICABLE. PER SPECIFICATIONS. REFER TO NEW WORK PLANS AND M-700 SHEET SERIES I/O POINT LISTS.
- 4. LIMIT OF DEMOLITION IF ALTERNATE #1 IS ACCEPTED.
- 5. DEMO AND REMOVE EXISTING RADIATOR AND ASSOCIATED PIPING.

FIRE-RESISTIVE RATED WALL TYPE LEGEND



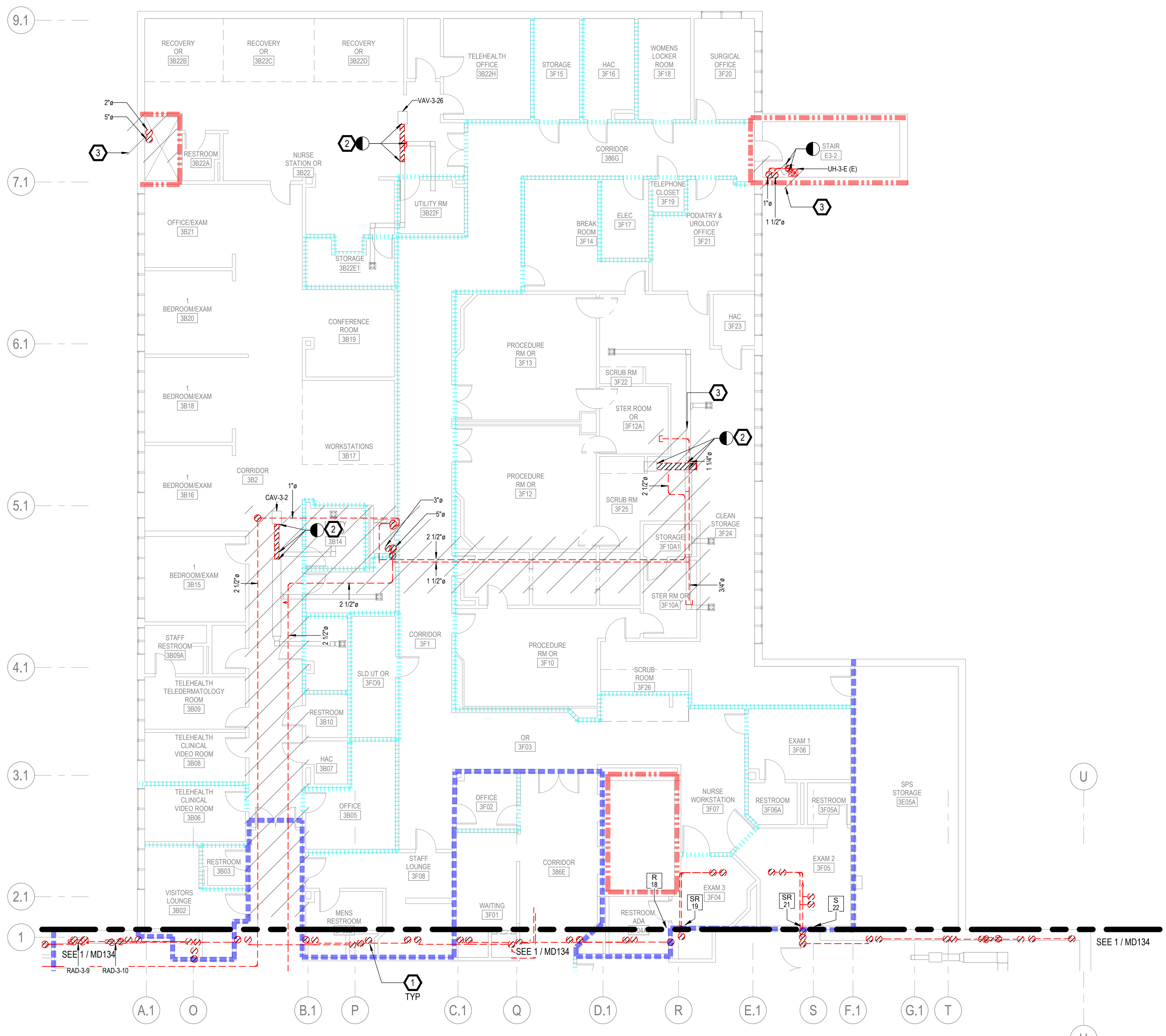
KEY PLAN



<p>100% CONSTRUCTION DOCUMENTS - REV 1</p> <p>09/30/2024</p> <p>Issued: _____ Date: _____</p>	<p>CONSULTANTS:</p>  <p>1128 EIGHTH AVE ALTOONA, PA 16602 (814) 944-5035 WWW.EADSGROUP.COM</p>	<p>ARCHITECT/ENGINEERS:</p>  <p>750 W HAMPODEN AVE SUITE 300 ENGLEWOOD, CO 80110 (720) 950-8307 WWW.VALHALLAENGINEERING.COM</p>	<p>STAMP:</p> 	 <p>U.S. Department of Veterans Affairs</p>	<p>Drawing Title</p> <p>PLAN EAST 2ND FLOOR - DEMOLITION PLAN</p> <p>Approved: Project Director</p>	<p>Phase</p> <p>100% CONSTRUCTION DOCUMENT</p>	<p>Project Title</p> <p>REPLACE STEAM SYSTEMS</p> <p>Location 2907 PLEASANT VALLEY BLVD ALTOONA, PA 16602</p> <p>Issue Date 09/30/2024</p> <p>Checked MB</p> <p>Drawn AB</p>	<p>Project Number</p> <p>503-19-112</p> <p>Building Number</p> <p>1</p> <p>Drawing Number</p> <p>MD124</p>
---	---	---	--	--	--	---	---	---

9/30/2024 4:25:45 PM
 E:\360\220_H_Altoona_PA_Steam\20_H_Altoona_Steam_VEG\MEP_R19.rvt
 VA FORM 08 - 6231

A.1 B.1 C.1 D.1 E.1 F.1 G.1



GENERAL NOTES

- A. REFER TO SPECIFICATIONS FOR FURTHER REQUIREMENTS IN THE SCOPE.
- B. REFER TO 'GC' SERIES SHEETS FOR WORK PHASING REQUIREMENTS.
- C. CONTRACTOR SHALL FIELD VERIFY ALL EXISTING CONDITIONS AND REPORT ANY DISCREPANCIES TO THE VHA COR BEFORE PROCEEDING WITH WORK.
- D. REFER TO M-001 AND M-002 FOR ADDITIONAL GENERAL NOTES AND SYMBOLS.
- E. REFER TO HAZARDOUS MATERIAL SURVEY IN THE SPECIFICATIONS. DO NOT PROCEED WITH DEMOLITION OR DISTURBANCE OF ITEMS CONTAINING HAZARDOUS MATERIALS UNTIL ABATEMENT IN ACCORDANCE WITH HAZARDOUS MATERIAL ABATEMENT SPECIFICATIONS HAS BEEN PERFORMED.
- F. REFER TO G100-SERIES SHEETS FOR OVERALL LIFE SAFETY REFERENCE PLANS AND FOR LEGEND OF RATED WALL TYPES AS SHOWN ON MECHANICAL PLANS.
- G. REFER TO SPECIFICATIONS 01 00 00 AND 23 05 10 FOR SELECTIVE DEMOLITION AND REPAIR REQUIREMENTS AT EXISTING CONSTRUCTION AFFECTED BY NEW WORK (EG WALLS, CHASES, CEILINGS, ETC.). HOLES LEFT FROM DEMOLISHING PIPE THAT IS NOT REPLACED IN KIND SHALL BE PATCHED TO MATCH THE SURROUNDING CONDITIONS, INCLUDING LIFE SAFETY RATINGS.
- H. REFER TO ARCHITECTURAL PLANS FOR TYPICAL LOCATIONS AND SCOPE DETAILS OF SELECTIVE DEMOLITION. LOCATIONS SHOWN THEREON ARE NOT NECESSARILY EXHAUSTIVE OF ALL THAT MAY BE REQUIRED. MECHANICAL AND GENERAL CONTRACTORS SHALL COORDINATE TO IDENTIFY AND ADDRESS ALL SUCH INSTANCES AS REQUIRED TO ACCOMPLISH THE WORK.
- I. REFERENCE M-602 FOR STEAM TRAP SCHEDULE.

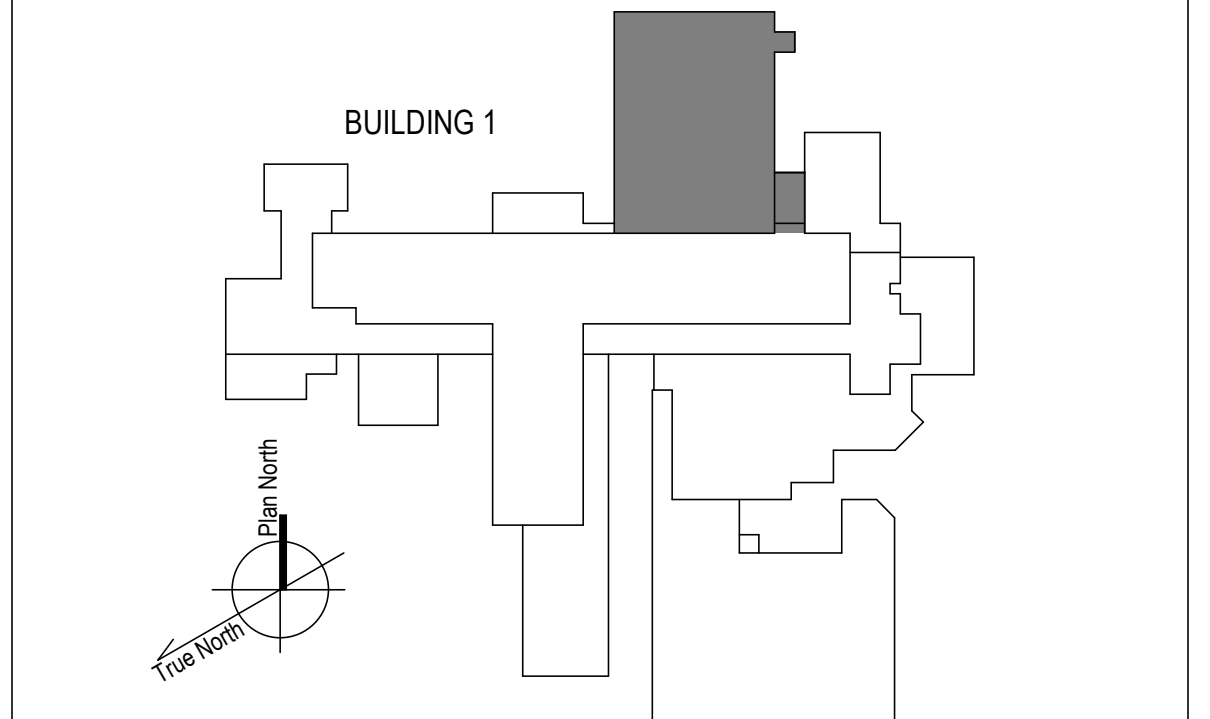
KEYNOTES

- 1. DEMO STEAM AND CONDENSATE PIPE REMAINING ABOVE ACCESSIBLE CEILING. AT ENTRY TO CHASE OR FLOOR, CUT, CAP, MAKE SAFE AND ABANDON IN PLACE PER SPECIFICATIONS 23 05 11.
- 2. DEMO EXISTING SUPPLY DUCTWORK TO ALLOW NEW HUMIDIFIER INSTALLATION. REFER TO NEW WORK PLANS.
- 3. IF DEDUCT ALTERNATE #1 IS ACCEPTED:
 -EXCLUDE PRICE AND SCOPE OF DEMO PIPING GREATER THAN 2" IN HATCHED AREA.
 -REINSULATE EXISTING HORIZONTAL & ACCESSIBLE PIPE SHOWN AS DEMO'D IN HATCHED AREA AND REPLACE TRAPS AS SCHEDULED. (DO NOT OPEN WALLS, CHASES, OR HARD CEILINGS).

FIRE-RESISTIVE RATED WALL TYPE LEGEND

- - - 2-HOUR FIRE SEPARATION
- - - 1-HOUR FIRE SEPARATION
- - - 1-HOUR SMOKE BARRIER
- - - 0-HOUR SMOKE RESISTIVE

KEY PLAN



1 3RD FLOOR - NORTH DEMOLITION PLAN
1/8" = 1'-0"

100% CONSTRUCTION DOCUMENTS - REV 1
Date: 09/30/2024
Issued: 09/30/2024

CONSULTANTS:

 ENGINEERING ARCHITECTURE AND DESIGN SERVICES
 1126 EIGHTH AVE
 ALTOONA, PA 16602
 (814) 944-5035
 WWW.EADSGROUP.COM

ARCHITECT/ENGINEERS:

 VALHALLA
 ENGINEERING
 GROUP, LLC
 750 W HAMPODEN AVE
 SUITE 300
 ENGLEWOOD, CO 80110
 (720) 950-8007
 WWW.VALHALLAENGINEERING.COM

STAMP:

U.S. Department
 of Veterans Affairs

Drawing Title
 PLAN NORTH 3RD FLOOR -
 DEMOLITION PLAN
Approved: Project Director

Phase
 100% CONSTRUCTION
 DOCUMENT

Project Title REPLACE STEAM SYSTEMS	Project Number 503-19-112
Location 2907 PLEASANT VALLEY BLVD ALTOONA, PA 16602	Building Number 1
Issue Date 09/30/2024	Drawing Number MD132
Checked MB	Drawn AB

GENERAL NOTES

- A. REFER TO SPECIFICATIONS FOR FURTHER REQUIREMENTS IN THE SCOPE.
- B. REFER TO 'GC' SERIES SHEETS FOR WORK PHASING REQUIREMENTS.
- C. CONTRACTOR SHALL FIELD VERIFY ALL EXISTING CONDITIONS AND REPORT ANY DISCREPANCIES TO THE VHA COR BEFORE PROCEEDING WITH WORK.
- D. REFER TO M-001 AND M-002 FOR ADDITIONAL GENERAL NOTES AND SYMBOLS.
- E. REFER TO HAZARDOUS MATERIAL SURVEY IN THE SPECIFICATIONS. DO NOT PROCEED WITH DEMOLITION OR DISTURBANCE OF ITEMS CONTAINING HAZARDOUS MATERIALS UNTIL ABATEMENT IN ACCORDANCE WITH HAZARDOUS MATERIAL ABATEMENT SPECIFICATIONS HAS BEEN PERFORMED.
- F. REFER TO GH00-SERIES SHEETS FOR OVERALL LIFE SAFETY REFERENCE PLANS AND FOR LEGEND OF RATED WALL TYPES AS SHOWN ON MECHANICAL PLANS.
- G. REFER TO SPECIFICATIONS 01 00 00 AND 23 05 10 FOR SELECTIVE DEMOLITION AND REPAIR REQUIREMENTS AT EXISTING CONSTRUCTION AFFECTED BY NEW WORK (EG WALLS, CHASES, CEILINGS, ETC.). HOLES LEFT FROM DEMOLISHING PIPE THAT IS NOT REPLACED IN KIND SHALL BE PATCHED TO MATCH THE SURROUNDING CONDITIONS, INCLUDING LIFE SAFETY RATINGS.
- H. REFER TO ARCHITECTURAL PLANS FOR TYPICAL LOCATIONS AND SCOPE DETAILS OF SELECTIVE DEMOLITION. LOCATIONS SHOWN THEREON ARE NOT NECESSARILY EXHAUSTIVE OF ALL THAT MAY BE REQUIRED. MECHANICAL AND GENERAL CONTRACTORS SHALL COORDINATE TO IDENTIFY AND ADDRESS ALL SUCH INSTANCES AS REQUIRED TO ACCOMPLISH THE WORK.
- I. REFERENCE M-602 FOR STEAM TRAP SCHEDULE.

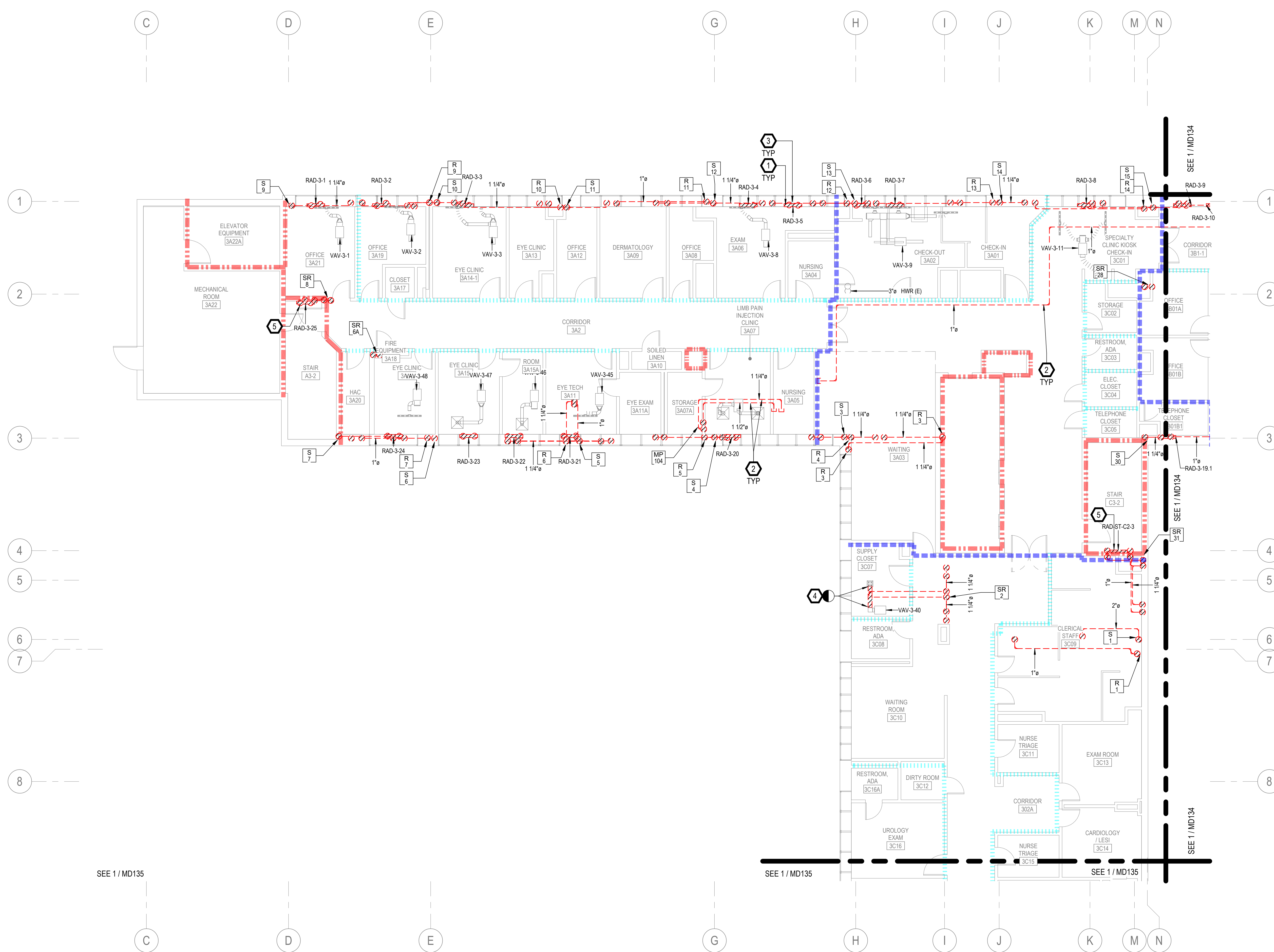
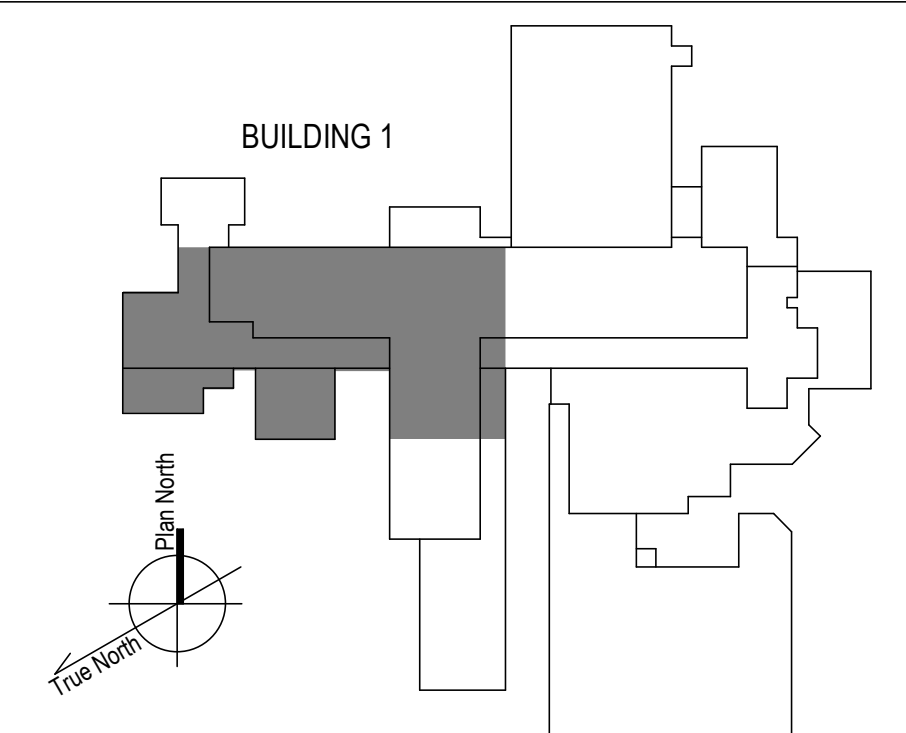
KEYNOTES

- 1. RADIATOR AND ASSOCIATED STEAM PIPING IN WALL TO REMAIN. ABANDON IN PLACE PER SPECIFICATIONS 23 05 11.
- 2. DEMO STEAM AND CONDENSATE PIPE REMAINING ABOVE ACCESSIBLE CEILING. AT ENTRY TO CHASE OR FLOOR. CUT, CAP, MAKE SAFE AND ABANDON IN PLACE PER SPECIFICATIONS 23 05 11.
- 3. DISCONNECT AND REMOVE EXISTING RADIATOR VALVE COMMAND CONTROL WIRING AND CONDUIT BACK TO SOURCE CONTROLLER. PREPARE FOR NEW CONNECTIONS TO NEW RADIANT CEILING PANEL VALVE(S), WHERE APPLICABLE, PER SPECIFICATIONS. REFER TO NEW WORK PLANS AND M-700 SHEET SERIES I/O POINT LISTS.
- 4. DEMO EXISTING SUPPLY DUCTWORK TO ALLOW NEW HUMIDIFIER INSTALLATION. REFER TO NEW WORK PLANS.
- 5. DEMO AND REMOVE EXISTING RADIATOR AND ASSOCIATED PIPING.

FIRE-RESISTIVE RATED WALL TYPE LIST

- - - - 2-HOUR FIRE SEPARATION
- - - - 1-HOUR FIRE SEPARATION
- - - - 1-HOUR SMOKE BARRIER
- - - - 0-HOUR SMOKE RESISTIVE

KEY PLAN



1 3RD FLOOR - WEST DEMOLITION PLAN
1/8" = 1'-0"

100% CONSTRUCTION DOCUMENTS - REV 1	09/30/2024
Issued:	Date:

CONSULTANTS:

EADS GROUP
ENGINEERING ARCHITECTURE AND DESIGN SERVICES

1128 EIGHTH AVE.
ALTOONA, PA 16602
(814) 944-5035
WWW.EADSGROUP.COM

ARCHITECT/ENGINEERS:

VALHALLA ENGINEERING GROUP, LLC

750 W HAMPODEN AVE
SUITE 300
ENGLEWOOD, CO 80110
(720) 950-8307
WWW.VALHALLAENGINEERING.COM

VEG 20.14

STAMP:

Professional Engineer Seal for Mitch Bible, License No. PE092820, State of Pennsylvania, dated 10/01/2024.

U.S. Department of Veterans Affairs

Drawing Title
PLAN WEST 3RD FLOOR - DEMOLITION PLAN

Approved: Project Director

Phase
100% CONSTRUCTION DOCUMENT

Project Title
REPLACE STEAM SYSTEMS

Location
2907 PLEASANT VALLEY BLVD ALTOONA, PA 16602

Issue Date
09/30/2024

Checked
MB

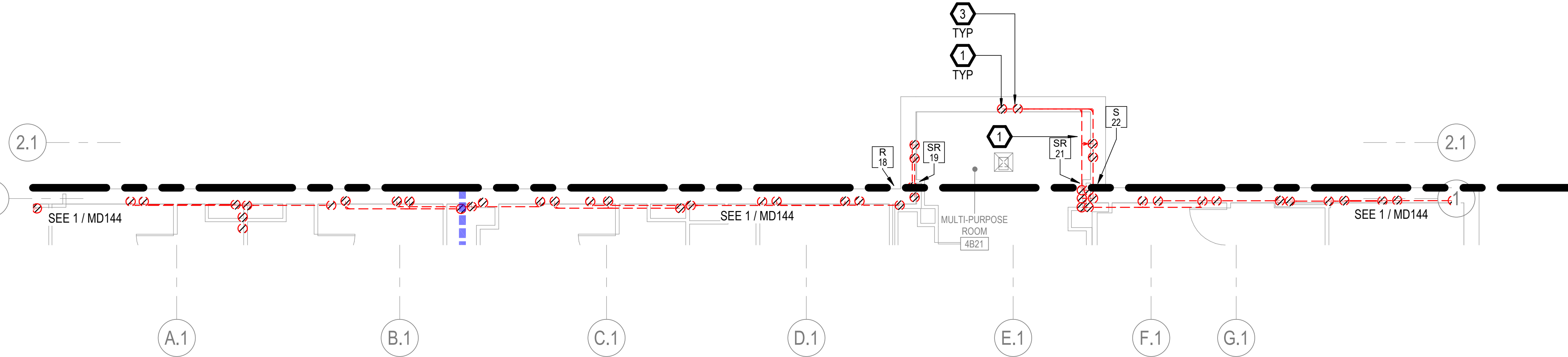
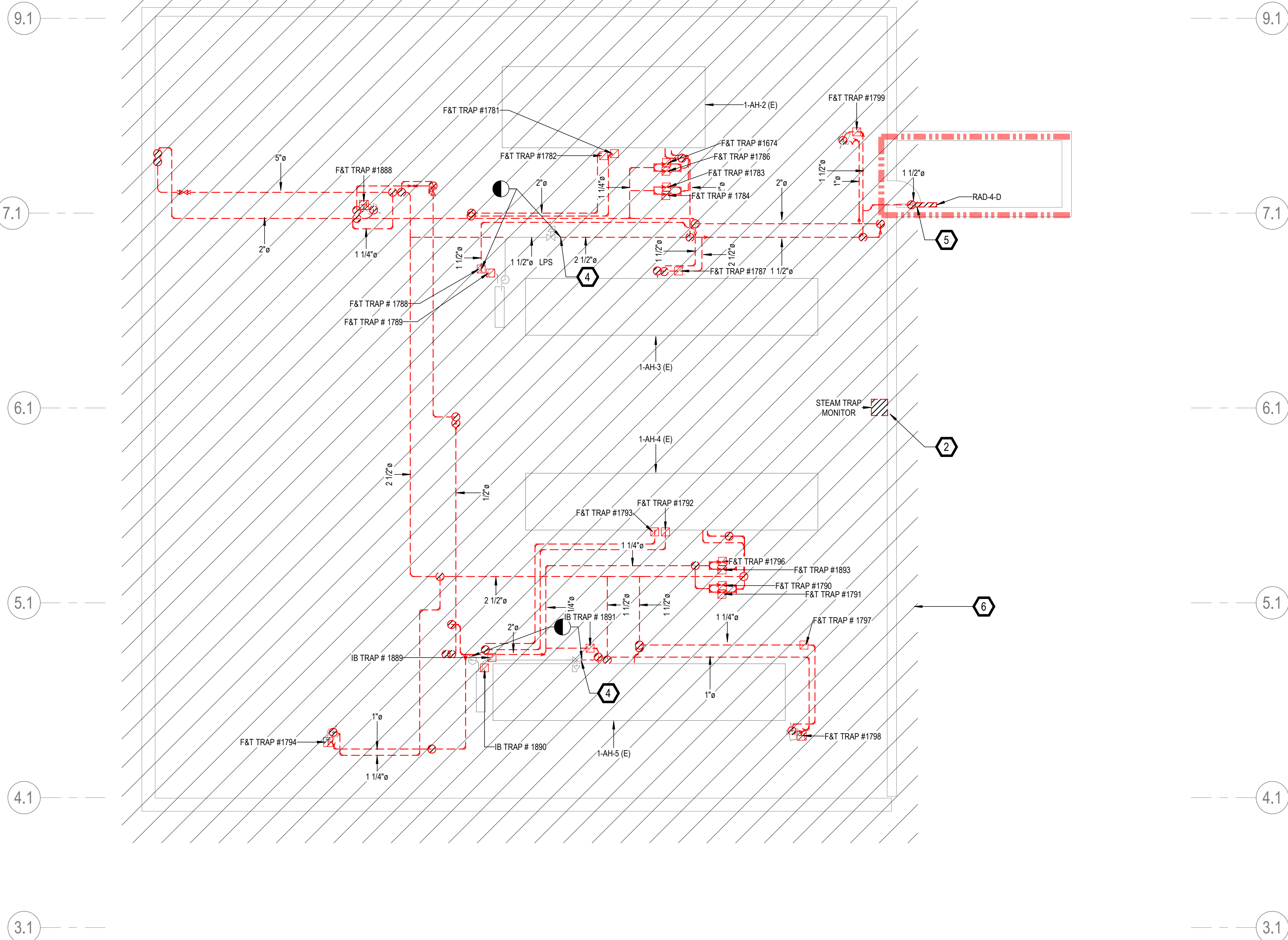
Drawn
AB

Project Number
503-19-112

Building Number
1

Drawing Number
MD133

A.1 B.1 C.1 D.1 E.1 F.1 G.1



1 4TH FLOOR - NORTH DEMOLITION PLAN
1/8" = 1'-0"

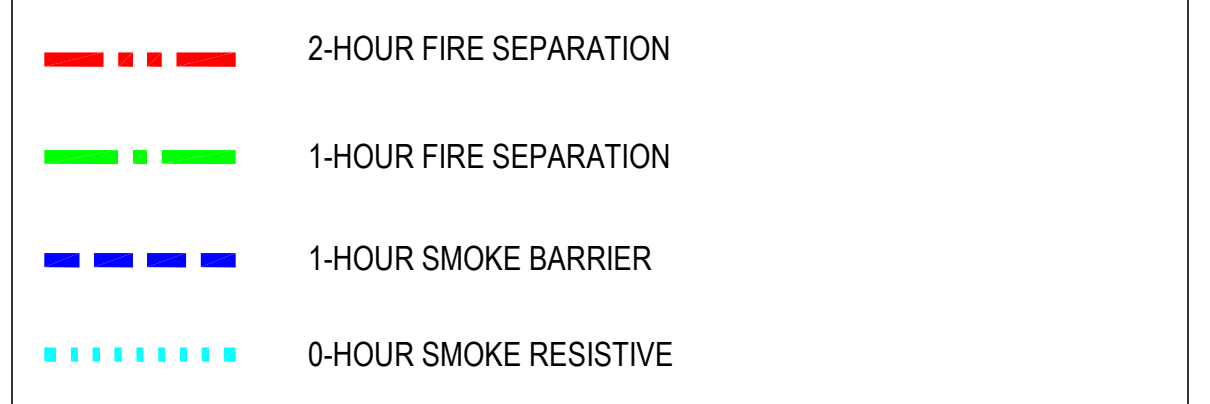
GENERAL NOTES

- A. REFER TO SPECIFICATIONS FOR FURTHER REQUIREMENTS IN THE SCOPE.
- B. REFER TO 'GC' SERIES SHEETS FOR WORK PHASING REQUIREMENTS.
- C. CONTRACTOR SHALL FIELD VERIFY ALL EXISTING CONDITIONS AND REPORT ANY DISCREPANCIES TO THE VHA COR BEFORE PROCEEDING WITH WORK.
- D. REFER TO M-001 AND M-002 FOR ADDITIONAL GENERAL NOTES AND SYMBOLS.
- E. REFER TO HAZARDOUS MATERIAL SURVEY IN THE SPECIFICATIONS. DO NOT PROCEED WITH DEMOLITION OR DISTURBANCE OF ITEMS CONTAINING HAZARDOUS MATERIALS UNTIL ABATEMENT IN ACCORDANCE WITH HAZARDOUS MATERIAL ABATEMENT SPECIFICATIONS HAS BEEN PERFORMED.
- F. REFER TO GH100-SERIES SHEETS FOR OVERALL LIFE SAFETY REFERENCE PLANS AND FOR LEGEND OF RATED WALL TYPES AS SHOWN ON MECHANICAL PLANS.
- G. REFER TO SPECIFICATIONS 01 00 00 AND 23 05 10 FOR SELECTIVE DEMOLITION AND REPAIR REQUIREMENTS AT EXISTING CONSTRUCTION AFFECTED BY NEW WORK (EG WALLS, CHASES, CEILINGS, ETC.). HOLES LEFT FROM DEMOLISHING PIPE THAT IS NOT REPLACED IN KIND SHALL BE PATCHED TO MATCH THE SURROUNDING CONDITIONS, INCLUDING LIFE SAFETY RATINGS.
- H. REFER TO ARCHITECTURAL PLANS FOR TYPICAL LOCATIONS AND SCOPE DETAILS OF SELECTIVE DEMOLITION. LOCATIONS SHOWN THEREON ARE NOT NECESSARILY EXHAUSTIVE OF ALL THAT MAY BE REQUIRED. MECHANICAL AND GENERAL CONTRACTORS SHALL COORDINATE TO IDENTIFY AND ADDRESS ALL SUCH INSTANCES AS REQUIRED TO ACCOMPLISH THE WORK.
- I. REFERENCE M-602 FOR STEAM TRAP SCHEDULE.

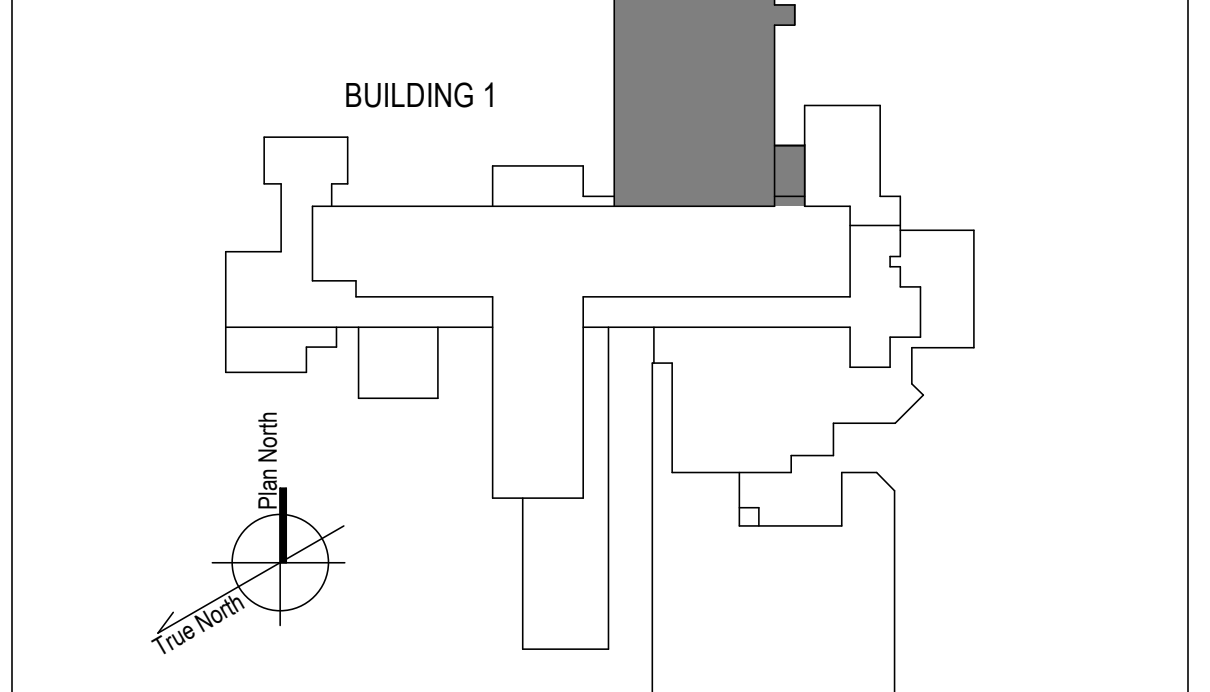
KEYNOTES

- 1. DEMO STEAM AND CONDENSATE PIPE REMAINING ABOVE ACCESSIBLE CEILING. AT ENTRY TO CHASE OR FLOOR, CUT, CAP, MAKE SAFE AND ABANDON IN PLACE PER SPECIFICATIONS 23 05 11.
- 2. DEMO STEAM TRAP MONITORING SYSTEM, CONDUIT, AND ASSOCIATED WIRING TO PANEL. SEE ELECTRICAL SHEET SERIES.
- 3. DISCONNECT AND REMOVE EXISTING RADIATOR VALVE COMMAND CONTROL WIRING AND CONDUIT BACK TO SOURCE CONTROLLER. PREPARE FOR NEW CONNECTIONS TO NEW RADIANT CEILING PANEL VALVE(S), WHERE APPLICABLE. PER SPECIFICATIONS. REFER TO NEW WORK PLANS AND M-700 SHEET SERIES I/O POINT LISTS.
- 4. PRESERVE AHU HUMIDIFIER PIPING FROM LOCAL PRV TO COIL, EXCEPT REPLACE TRAP. REF NEW WORK PLANS.
- 5. RADIATOR AND ASSOCIATED STEAM PIPING IN WALL TO REMAIN. ABANDON IN PLACE PER SPECIFICATIONS 23 05 11.
- 6. IF DEDUCT ALTERNATE #1 IS ACCEPTED:
-EXCLUDE PRICE AND SCOPE OF DEMO PIPING GREATER THAN 2" IN HATCHED AREA.
-REINSULATE EXISTING HORIZONTAL & ACCESSIBLE PIPE SHOWN AS DEMO'D IN HATCHED AREA AND REPLACE TRAPS AS SCHEDULED. (DO NOT OPEN WALLS, CHASES, OR HARD CEILINGS).

FIRE-RESISTIVE RATED WALL TYPE LEGEND



KEY PLAN



9/30/2024 4:20:06 PM
 BIM 360://20_14_Albana_PA_Steam20_14_Albana_Steam_VEG-MEP-R19.rvt
 Issued:
 Date:
 VA FORM 08 - 6231

100% CONSTRUCTION DOCUMENTS - REV 1	09/30/2024
Issued:	Date:

CONSULTANTS:

EADS GROUP
ENGINEERING ARCHITECTURE AND DESIGN SERVICES

1128 EIGHTH AVE
ALTOONA, PA 16602
(814) 944-5035
WWW.EADSGROUP.COM

ARCHITECT/ENGINEERS:

VALHALLA ENGINEERING GROUP, LLC

750 W HAMPODEN AVE
SUITE 300
ENGLEWOOD, CO 80110
(720) 950-8307
WWW.VALHALLAENGINEERING.COM

STAMP:

REGISTERED PROFESSIONAL ENGINEER
STATE OF PENNSYLVANIA
NO. 0992820
MITCH BIBLE
10/01/2024



Drawing Title
PLAN NORTH 4TH FLOOR - DEMOLITION PLAN

Approved: Project Director

Phase
100% CONSTRUCTION DOCUMENT

Project Title REPLACE STEAM SYSTEMS	Project Number 503-19-112
Location 2907 PLEASANT VALLEY BLVD ALTOONA, PA 16602	Building Number 1
Issue Date 09/30/2024	Checked MB
Drawn AB	Drawing Number MD142

GENERAL NOTES

- A. REFER TO SPECIFICATIONS FOR FURTHER REQUIREMENTS IN THE SCOPE.
- B. REFER TO 'GC' SERIES SHEETS FOR WORK PHASING REQUIREMENTS.
- C. CONTRACTOR SHALL FIELD VERIFY ALL EXISTING CONDITIONS AND REPORT ANY DISCREPANCIES TO THE VHA COR BEFORE PROCEEDING WITH WORK.
- D. REFER TO M-001 AND M-002 FOR ADDITIONAL GENERAL NOTES AND SYMBOLS.
- E. REFER TO HAZARDOUS MATERIAL SURVEY IN THE SPECIFICATIONS. DO NOT PROCEED WITH DEMOLITION OR DISTURBANCE OF ITEMS CONTAINING HAZARDOUS MATERIALS UNTIL ABATEMENT IN ACCORDANCE WITH HAZARDOUS MATERIAL ABATEMENT SPECIFICATIONS HAS BEEN PERFORMED.
- F. REFER TO GH00-SERIES SHEETS FOR OVERALL LIFE SAFETY REFERENCE PLANS AND FOR LEGEND OF RATED WALL TYPES AS SHOWN ON MECHANICAL PLANS.
- G. REFER TO SPECIFICATIONS 01 00 00 AND 23 05 10 FOR SELECTIVE DEMOLITION AND REPAIR REQUIREMENTS AT EXISTING CONSTRUCTION AFFECTED BY NEW WORK (EG WALLS, CHASES, CEILINGS, ETC.). HOLES LEFT FROM DEMOLISHING PIPE THAT IS NOT REPLACED IN KIND SHALL BE PATCHED TO MATCH THE SURROUNDING CONDITIONS, INCLUDING LIFE SAFETY RATINGS.
- H. REFER TO ARCHITECTURAL PLANS FOR TYPICAL LOCATIONS AND SCOPE DETAILS OF SELECTIVE DEMOLITION. LOCATIONS SHOWN THEREON ARE NOT NECESSARILY EXHAUSTIVE OF ALL THAT MAY BE REQUIRED. MECHANICAL AND GENERAL CONTRACTORS SHALL COORDINATE TO IDENTIFY AND ADDRESS ALL SUCH INSTANCES AS REQUIRED TO ACCOMPLISH THE WORK.
- I. REFERENCE M-602 FOR STEAM TRAP SCHEDULE.

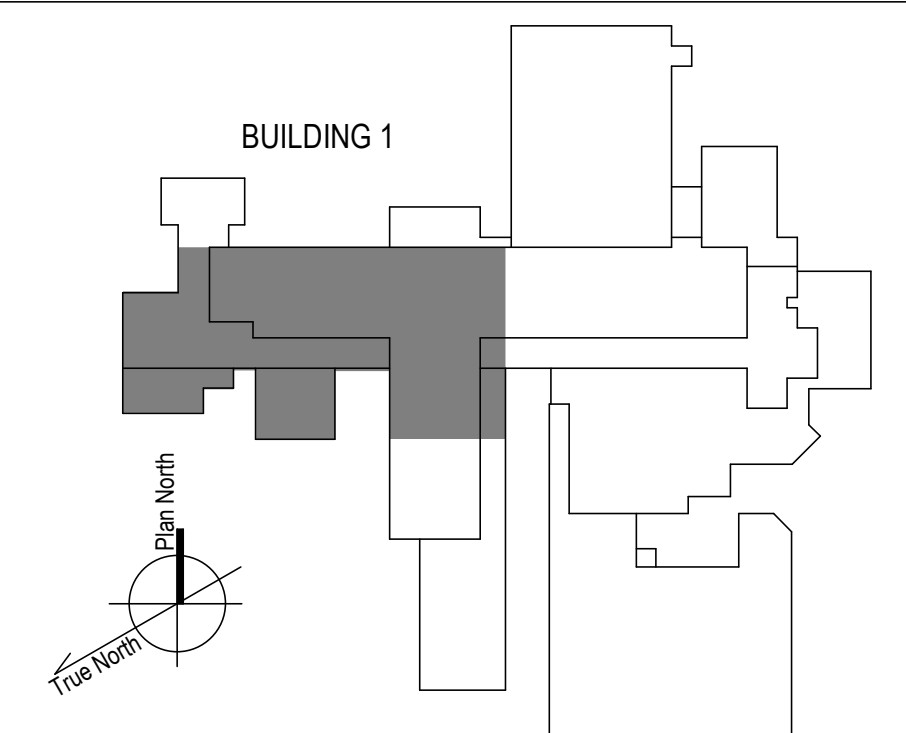
KEYNOTES

- 1. RADIATOR AND ASSOCIATED STEAM PIPING IN WALL TO REMAIN. ABANDON IN PLACE PER SPECIFICATIONS 23 05 11.
- 2. DEMO STEAM AND CONDENSATE PIPE REMAINING ABOVE ACCESSIBLE CEILING. AT ENTRY TO CHASE OR FLOOR, CUT, CAP, MAKE SAFE AND ABANDON IN PLACE PER SPECIFICATIONS 23 05 11.
- 3. DISCONNECT AND REMOVE EXISTING RADIATOR VALVE COMMAND CONTROL WIRING AND CONDUIT BACK TO SOURCE CONTROLLER. PREPARE FOR NEW CONNECTIONS TO NEW RADIANT CEILING PANEL VALVE(S), WHERE APPLICABLE. PER SPECIFICATIONS. REFER TO NEW WORK PLANS AND M-700 SHEET SERIES (IO POINT LISTS).
- 4. DEMO EXISTING SUPPLY DUCTWORK TO ALLOW NEW HUMIDIFIER INSTALLATION. REFER TO NEW WORK PLANS.
- 5. DEMO AND REMOVE EXISTING RADIATOR AND ASSOCIATED PIPING.

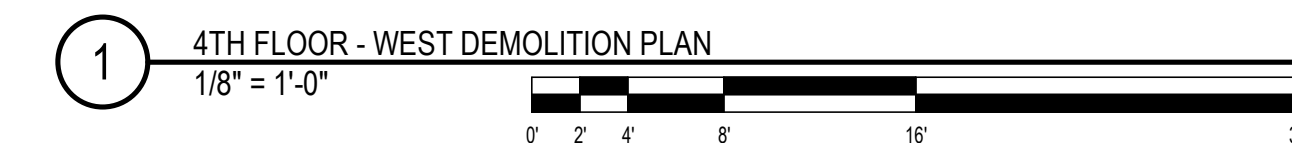
FIRE-RESISTIVE RATED WALL TYPE LEGEND

- 2-HOUR FIRE SEPARATION
- 1-HOUR FIRE SEPARATION
- 1-HOUR SMOKE BARRIER
- 0-HOUR SMOKE RESISTIVE

KEY PLAN



1 4TH FLOOR - WEST DEMOLITION PLAN
1/8" = 1'-0"



100% CONSTRUCTION DOCUMENTS - REV 1	09/30/2024
Issued:	Date:

CONSULTANTS:

EADS GROUP
ENGINEERING ARCHITECTURE AND DESIGN SERVICES

1128 EIGHTH AVE
ALTOONA, PA 16602
(814) 944-5035
WWW.EADSGROUP.COM

ARCHITECT/ENGINEERS:

VALHALLA ENGINEERING GROUP, LLC

750 W HAMPODEN AVE
SUITE 300
ENGLEWOOD, CO 80110
(720) 950-8307
WWW.VALHALLAENGINEERING.COM

VEG 20.14

STAMP:

PROFESSIONAL ENGINEER
MITCH BIBLE
ENGINEER
PC092820
10/01/2024

U.S. Department of Veterans Affairs

Drawing Title
PLAN WEST 4TH FLOOR - DEMOLITION PLAN

Approved: Project Director

Phase
100% CONSTRUCTION DOCUMENT

Project Title
REPLACE STEAM SYSTEMS

Location
2907 PLEASANT VALLEY BLVD ALTOONA, PA 16602

Issue Date
09/30/2024

Checked
MB

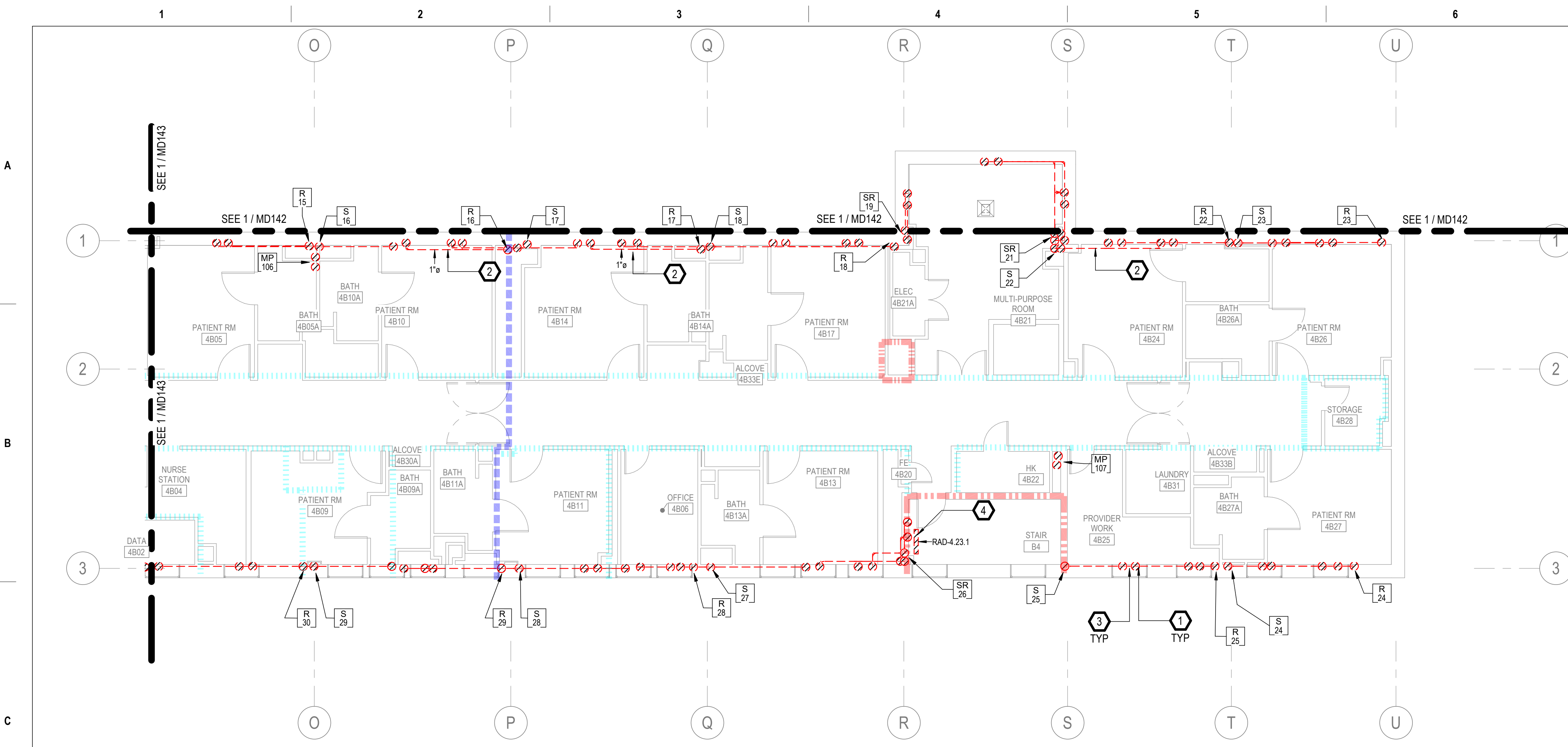
Drawn
AB

Project Number
503-19-112

Building Number
1

Drawing Number
MD143

9/30/2024 4:26:10 PM
B:\360\20_14_Altoona_PA_Sham20_14_Altoona_PA_Sham20_14_Altoona_PA_Sham20_14_VEG-MEP-R19.rvt



1 4TH FLOOR - EAST DEMOLITION PLAN
1/8" = 1'-0"

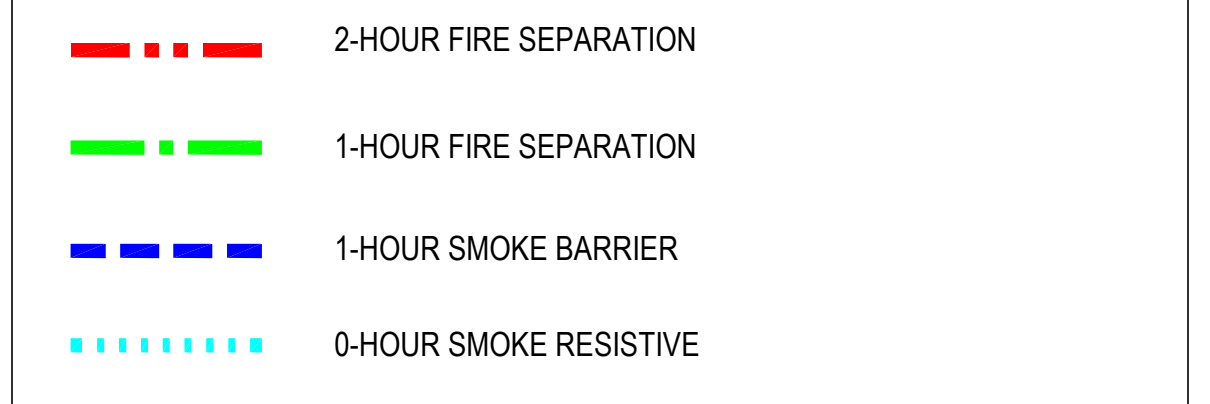
GENERAL NOTES

- A. REFER TO SPECIFICATIONS FOR FURTHER REQUIREMENTS IN THE SCOPE.
- B. REFER TO 'GC' SERIES SHEETS FOR WORK PHASING REQUIREMENTS.
- C. CONTRACTOR SHALL FIELD VERIFY ALL EXISTING CONDITIONS AND REPORT ANY DISCREPANCIES TO THE VHA COR BEFORE PROCEEDING WITH WORK.
- D. REFER TO M-001 AND M-002 FOR ADDITIONAL GENERAL NOTES AND SYMBOLS.
- E. REFER TO HAZARDOUS MATERIAL SURVEY IN THE SPECIFICATIONS. DO NOT PROCEED WITH DEMOLITION OR DISTURBANCE OF ITEMS CONTAINING HAZARDOUS MATERIALS UNTIL ABATEMENT IN ACCORDANCE WITH HAZARDOUS MATERIAL ABATEMENT SPECIFICATIONS HAS BEEN PERFORMED.
- F. REFER TO G100-SERIES SHEETS FOR OVERALL LIFE SAFETY REFERENCE PLANS AND FOR LEGEND OF RATED WALL TYPES AS SHOWN ON MECHANICAL PLANS.
- G. REFER TO SPECIFICATIONS 01 00 00 AND 23 05 10 FOR SELECTIVE DEMOLITION AND REPAIR REQUIREMENTS AT EXISTING CONSTRUCTION AFFECTED BY NEW WORK (E.G. WALLS, CHASES, CEILINGS, ETC.). HOLES LEFT FROM DEMOLISHING PIPE THAT IS NOT REPLACED IN KIND SHALL BE PATCHED TO MATCH THE SURROUNDING CONDITIONS, INCLUDING LIFE SAFETY RATINGS.
- H. REFER TO ARCHITECTURAL PLANS FOR TYPICAL LOCATIONS AND SCOPE DETAILS OF SELECTIVE DEMOLITION. LOCATIONS SHOWN THEREON ARE NOT NECESSARILY EXHAUSTIVE OF ALL THAT MAY BE REQUIRED. MECHANICAL AND GENERAL CONTRACTORS SHALL COORDINATE TO IDENTIFY AND ADDRESS ALL SUCH INSTANCES AS REQUIRED TO ACCOMPLISH THE WORK.
- I. REFERENCE M-602 FOR STEAM TRAP SCHEDULE.

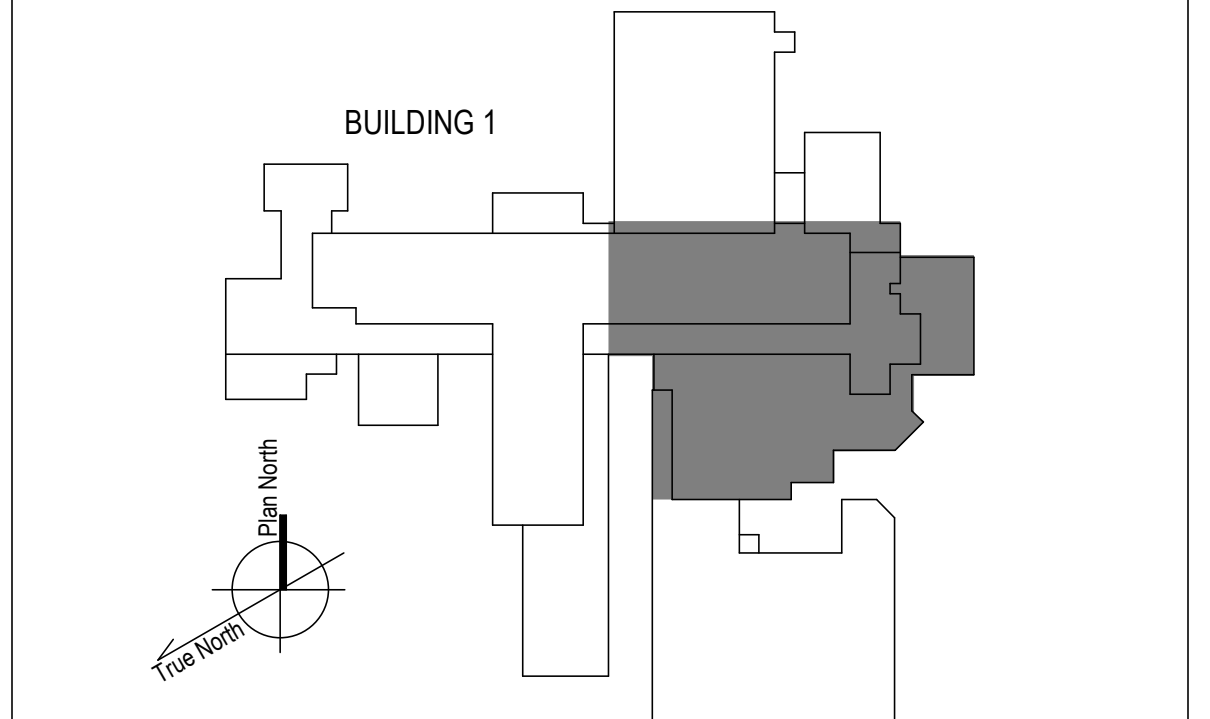
KEYNOTES

1. RADIATOR AND ASSOCIATED STEAM PIPING IN WALL TO REMAIN. ABANDON IN PLACE PER SPECIFICATIONS 23 05 11.
2. DEMO STEAM AND CONDENSATE PIPE REMAINING ABOVE ACCESSIBLE CEILING. AT ENTRY TO CHASE OR FLOOR, CUT, CAP, MAKE SAFE AND ABANDON IN PLACE PER SPECIFICATIONS 23 05 11.
3. DISCONNECT AND REMOVE EXISTING RADIATOR VALVE COMMAND CONTROL WIRING AND CONDUIT BACK TO SOURCE CONTROLLER. PREPARE FOR NEW CONNECTIONS TO NEW RADIANT CEILING PANEL VALVE(S), WHERE APPLICABLE, PER SPECIFICATIONS. REFER TO NEW WORK PLANS AND M-700 SHEET SERIES I/O POINT LISTS.
4. DEMO AND REMOVE EXISTING RADIATOR AND ASSOCIATED PIPING.

FIRE-RESISTIVE RATED WALL TYPE LEGEND



KEY PLAN



100% CONSTRUCTION DOCUMENTS - REV 1	09/30/2024
Issued:	Date:

CONSULTANTS:

1128 EIGHTH AVE.
ALTOONA, PA 16602
(814) 944-5035
WWW.EADSGROUP.COM

ARCHITECT/ENGINEERS:

750 W HAMPODEN AVE
SUITE 300
ENGLEWOOD, CO 80110
(720) 550-8307
WWW.VALHALLAENGINEERING.COM

STAMP:

U.S. Department of Veterans Affairs

Drawing Title
PLAN EAST 4TH FLOOR - DEMOLITION PLAN

Approved: Project Director

Phase
100% CONSTRUCTION DOCUMENT

Project Title REPLACE STEAM SYSTEMS	Project Number 503-19-112
Location 2907 PLEASANT VALLEY BLVD ALTOONA, PA 16602	Building Number 1
Issue Date 09/30/2024	Checked MB
	Drawn AB
	Drawing Number MD144

GENERAL NOTES

- A. REFER TO SPECIFICATIONS FOR FURTHER REQUIREMENTS IN THE SCOPE.
- B. REFER TO 'GC' SERIES SHEETS FOR WORK PHASING REQUIREMENTS.
- C. CONTRACTOR SHALL FIELD VERIFY ALL EXISTING CONDITIONS AND REPORT ANY DISCREPANCIES TO THE VHA COR BEFORE PROCEEDING WITH WORK.
- D. REFER TO M-001 AND M-002 FOR ADDITIONAL GENERAL NOTES AND SYMBOLS.
- E. REFER TO HAZARDOUS MATERIAL SURVEY IN THE SPECIFICATIONS. DO NOT PROCEED WITH DEMOLITION OR DISTURBANCE OF ITEMS CONTAINING HAZARDOUS MATERIALS UNTIL ABATEMENT IN ACCORDANCE WITH HAZARDOUS MATERIAL ABATEMENT SPECIFICATIONS HAS BEEN PERFORMED.
- F. REFER TO GH00-SERIES SHEETS FOR OVERALL LIFE SAFETY REFERENCE PLANS AND FOR LEGEND OF RATED WALL TYPES AS SHOWN ON MECHANICAL PLANS.
- G. REFER TO SPECIFICATIONS 01 00 00 AND 23 05 10 FOR SELECTIVE DEMOLITION AND REPAIR REQUIREMENTS AT EXISTING CONSTRUCTION AFFECTED BY NEW WORK (EG WALLS, CHASES, CEILINGS, ETC.). HOLES LEFT FROM DEMOLISHING PIPE THAT IS NOT REPLACED IN KIND SHALL BE PATCHED TO MATCH THE SURROUNDING CONDITIONS, INCLUDING LIFE SAFETY RATINGS.
- H. REFER TO ARCHITECTURAL PLANS FOR TYPICAL LOCATIONS AND SCOPE DETAILS OF SELECTIVE DEMOLITION. LOCATIONS SHOWN THEREON ARE NOT NECESSARILY EXHAUSTIVE OF ALL THAT MAY BE REQUIRED. MECHANICAL AND GENERAL CONTRACTORS SHALL COORDINATE TO IDENTIFY AND ADDRESS ALL SUCH INSTANCES AS REQUIRED TO ACCOMPLISH THE WORK.
- I. REFERENCE M-602 FOR STEAM TRAP SCHEDULE.

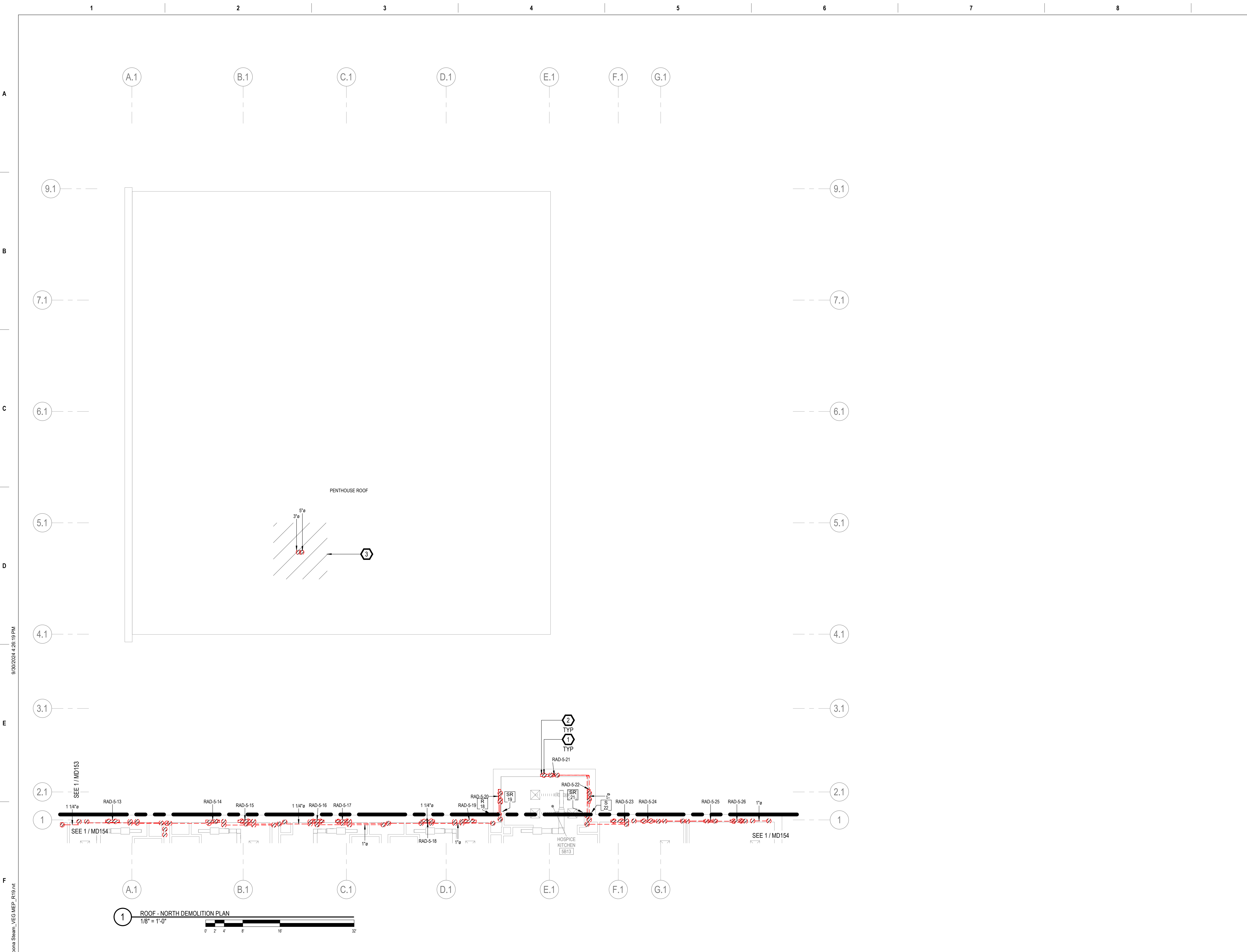
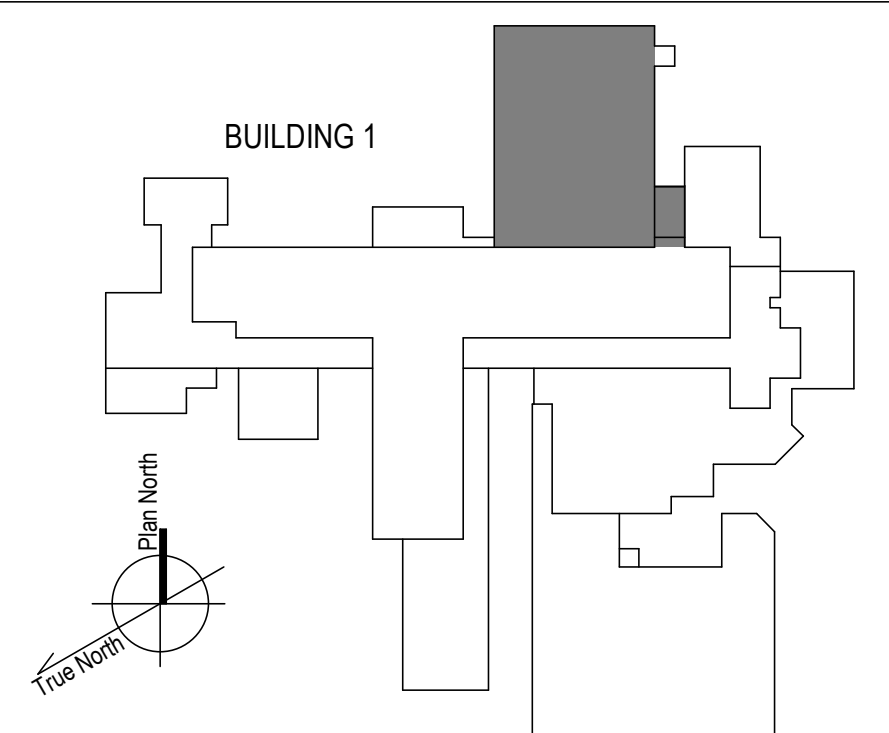
KEYNOTES

1. RADIATOR AND ASSOCIATED STEAM PIPING IN WALL TO REMAIN. ABANDON IN PLACE PER SPECIFICATIONS 23 05 11.
2. DISCONNECT AND REMOVE EXISTING RADIATOR VALVE COMMAND CONTROL WIRING AND CONDUIT BACK TO SOURCE CONTROLLER. PREPARE FOR NEW CONNECTIONS TO NEW RADIANT CEILING PANEL VALVE(S), WHERE APPLICABLE. PER SPECIFICATIONS. REFER TO NEW WORK PLANS AND M-700 SHEET SERIES IO POINT LISTS.
3. IF DEDUCT ALTERNATE #1 IS ACCEPTED:
 - EXCLUDE PRICE AND SCOPE OF DEMO PIPING GREATER THAN 2" IN HATCHED AREA.
 - REINSULATE EXISTING HORIZONTAL & ACCESSIBLE PIPE SHOWN AS DEMO'D IN HATCHED AREA AND REPLACE TRAPS AS SCHEDULED. (DO NOT OPEN WALLS, CHASES, OR HARD CEILINGS).

FIRE-RESISTIVE RATED WALL TYPE LEGEND

- - - 2-HOUR FIRE SEPARATION
- - - 1-HOUR FIRE SEPARATION
- - - 1-HOUR SMOKE BARRIER
- - - 0-HOUR SMOKE RESISTIVE

KEY PLAN



100% CONSTRUCTION DOCUMENTS - REV 1	09/30/2024
Issued:	Date:

CONSULTANTS:

EADS GROUP
ENGINEERING ARCHITECTURE AND DESIGN SERVICES

1126 EIGHTH AVE
ALTOONA, PA 16602
(814) 944-5035
WWW.EADSGROUP.COM

ARCHITECT/ENGINEERS:

VALHALLA ENGINEERING GROUP, LLC

750 W HAMPODEN AVE
SUITE 300
ENGLEWOOD, CO 80110
(720) 550-8307
WWW.VALHALLAENGINEERING.COM

VEG 20.14

STAMP:

PROFESSIONAL ENGINEER
MITCH BIBLE
ENGINEER
PE092620
10/01/2024

U.S. Department of Veterans Affairs

Drawing Title
PLAN NORTH ROOF - DEMOLITION PLAN

Approved: Project Director

Phase
100% CONSTRUCTION DOCUMENT

Project Title REPLACE STEAM SYSTEMS	Project Number 503-19-112
Location 2907 PLEASANT VALLEY BLVD ALTOONA, PA 16602	Building Number 1
Issue Date 09/30/2024	Checked MB
	Drawn AB
Drawing Number MD152	