

**GENERAL NOTES**

- A. REFER TO SPECIFICATIONS FOR FURTHER REQUIREMENTS IN THE SCOPE.
- B. REFER TO 'GC' SERIES SHEETS FOR WORK PHASING REQUIREMENTS.
- C. CONTRACTOR SHALL FIELD VERIFY ALL EXISTING CONDITIONS AND REPORT ANY DISCREPANCIES TO THE VHA COR BEFORE PROCEEDING WITH WORK.
- D. REFER TO M-001 AND M-002 FOR ADDITIONAL GENERAL NOTES AND SYMBOLS.
- E. REFER TO HAZARDOUS MATERIAL SURVEY IN THE SPECIFICATIONS. DO NOT PROCEED WITH DEMOLITION OR DISTURBANCE OF ITEMS CONTAINING HAZARDOUS MATERIALS UNTIL ABATEMENT IN ACCORDANCE WITH HAZARDOUS MATERIAL ABATEMENT SPECIFICATIONS HAS BEEN PERFORMED.
- F. REFER TO G100-SERIES SHEETS FOR OVERALL LIFE SAFETY REFERENCE PLANS AND FOR LEGEND OF RATED WALL TYPES AS SHOWN ON MECHANICAL PLANS.
- G. REFER TO SPECIFICATIONS 01 00 00 AND 23 05 10 FOR SELECTIVE DEMOLITION AND REPAIR REQUIREMENTS AT EXISTING CONSTRUCTION AFFECTED BY NEW WORK (EG WALLS, CHASES, CEILINGS, ETC). HOLES LEFT FROM DEMOLISHING PIPE THAT IS NOT REPLACED IN KIND SHALL BE PATCHED TO MATCH THE SURROUNDING CONDITIONS, INCLUDING LIFE SAFETY RATINGS.
- H. REFER TO ARCHITECTURAL PLANS FOR TYPICAL LOCATIONS AND SCOPE DETAILS OF SELECTIVE DEMOLITION. LOCATIONS SHOWN THEREON ARE NOT NECESSARILY EXHAUSTIVE OF ALL THAT MAY BE REQUIRED. MECHANICAL AND GENERAL CONTRACTORS SHALL COORDINATE TO IDENTIFY AND ADDRESS ALL SUCH INSTANCES AS REQUIRED TO ACCOMPLISH THE WORK.
- I. REFERENCE M-602 FOR STEAM TRAP SCHEDULE.

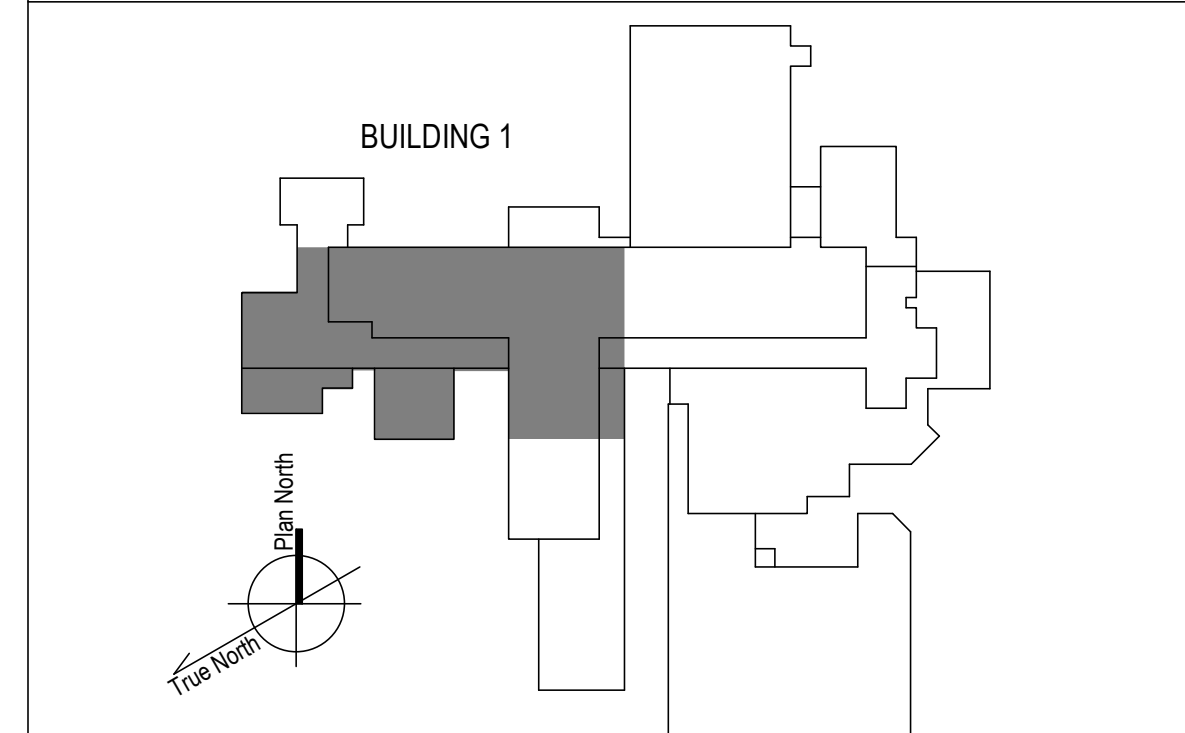
**KEYNOTES**

- 1. RADIATOR AND ASSOCIATED STEAM PIPING IN WALL TO REMAIN. ABANDON IN PLACE PER SPECIFICATIONS 23 05 11.
- 2. DEMO STEAM AND CONDENSATE PIPE REMAINING ABOVE ACCESSIBLE CEILING. AT ENTRY TO CHASE OR FLOOR, CUT, CAP, MAKE SAFE AND ABANDON IN PLACE PER SPECIFICATIONS 23 05 11.
- 3. DISCONNECT AND REMOVE EXISTING RADIATOR VALVE COMMAND CONTROL WIRING AND CONDUIT BACK TO SOURCE CONTROLLER. PREPARE FOR NEW CONNECTIONS TO NEW RADIANT CEILING PANEL VALVE(S), WHERE APPLICABLE, PER SPECIFICATIONS. REFER TO NEW WORK PLANS AND M-700 SHEET SERIES I/O POINT LISTS.
- 4. DEMO EXISTING SUPPLY DUCTWORK TO ALLOW NEW HUMIDIFIER INSTALLATION. REFER TO NEW WORK PLANS.
- 5. DEMO AND REMOVE EXISTING RADIATOR AND ASSOCIATED PIPING.

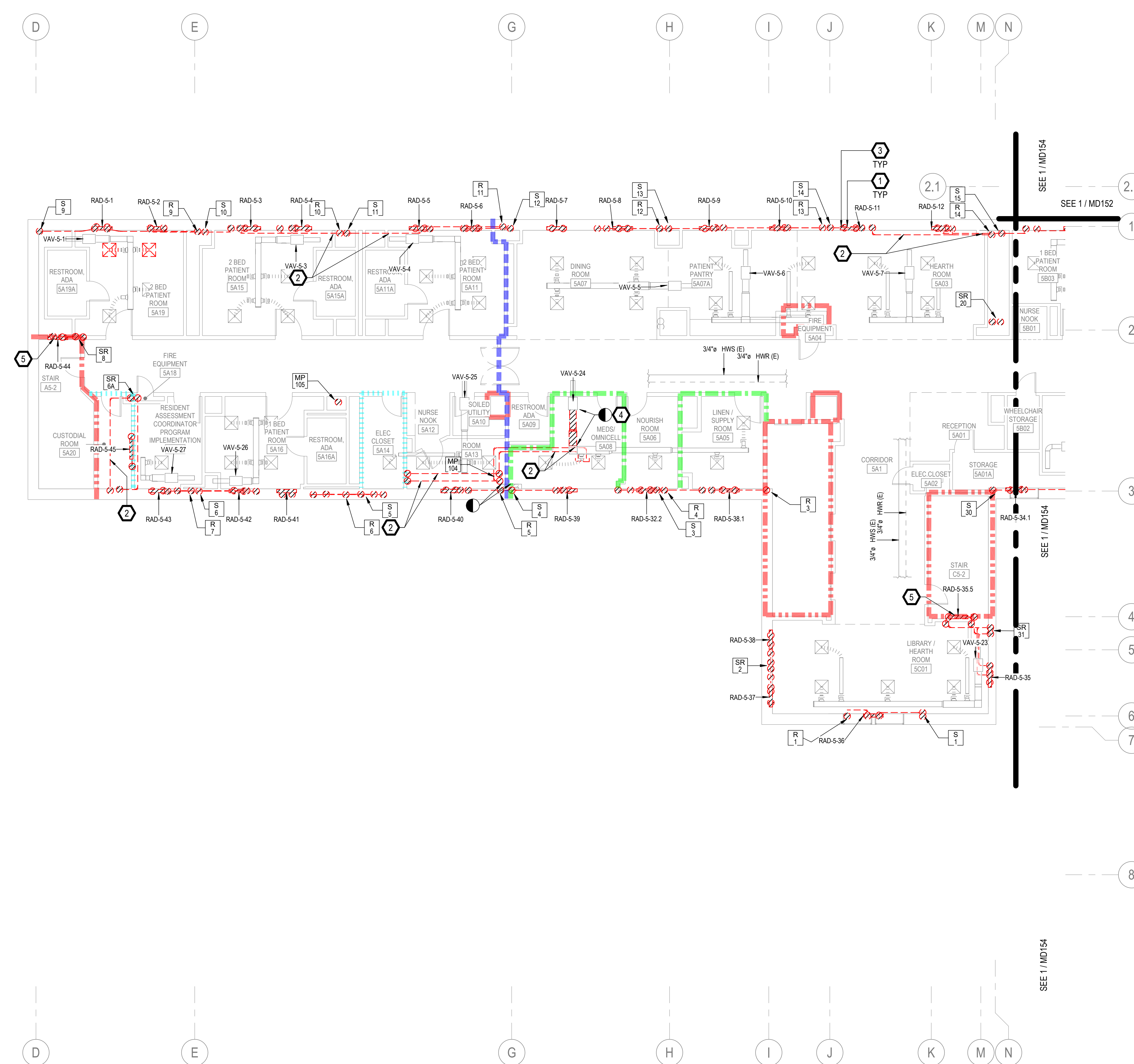
**FIRE-RESISTIVE RATED WALL TYPE LEGEND**

- 2-HOUR FIRE SEPARATION
- 1-HOUR FIRE SEPARATION
- 1-HOUR SMOKE BARRIER
- 0-HOUR SMOKE RESISTIVE

**KEY PLAN**



1 5TH FLOOR - WEST DEMOLITION PLAN  
1/8" = 1'-0"



100% CONSTRUCTION DOCUMENTS - REV 1	09/30/2024
Issued:	Date:

**CONSULTANTS:**

1128 EIGHTH AVE  
ALTOONA, PA 16602  
(814) 944-5035  
WWW.EADSGROUP.COM

**ARCHITECT/ENGINEERS:**

750 W HAMPODEN AVE  
SUITE 300  
ENGLEWOOD, CO 80110  
(720) 550-8307  
WWW.VALHALLAENGINEERING.COM

**STAMP:**

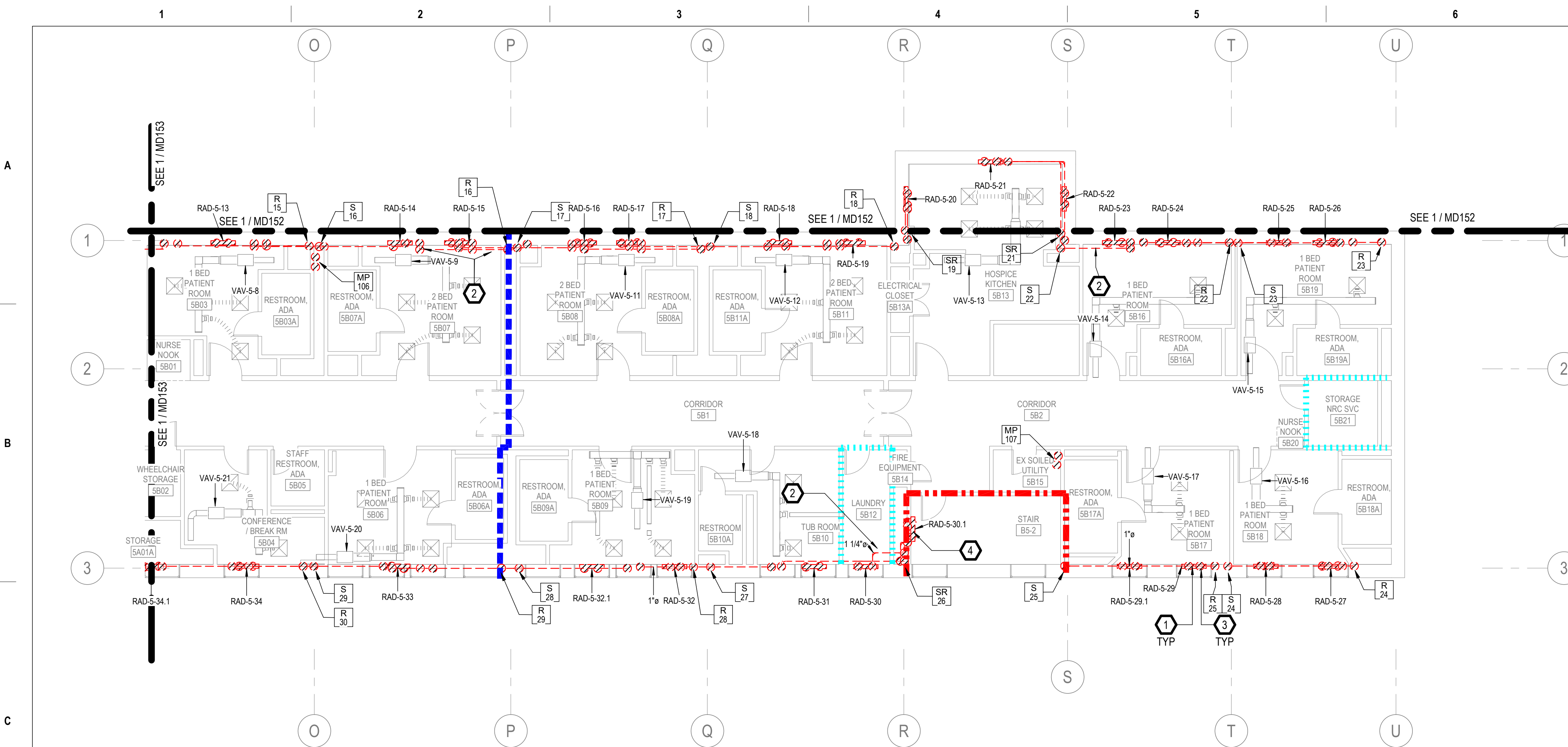
U.S. Department of Veterans Affairs

Drawing Title  
**PLAN WEST 5TH FLOOR - DEMOLITION PLAN**

Approved: Project Director

Phase  
**100% CONSTRUCTION DOCUMENT**

Project Title <b>REPLACE STEAM SYSTEMS</b>	Project Number <b>503-19-112</b>
Location 2907 PLEASANT VALLEY BLVD ALTOONA, PA 16602	Drawing Number <b>MD153</b>
Issue Date 09/30/2024	Checked MB
	Drawn AB



1 5TH FLOOR - EAST DEMOLITION PLAN  
1/8" = 1'-0"

**GENERAL NOTES**

- A. REFER TO SPECIFICATIONS FOR FURTHER REQUIREMENTS IN THE SCOPE.
- B. REFER TO 'GC' SERIES SHEETS FOR WORK PHASING REQUIREMENTS.
- C. CONTRACTOR SHALL FIELD VERIFY ALL EXISTING CONDITIONS AND REPORT ANY DISCREPANCIES TO THE VHA COR BEFORE PROCEEDING WITH WORK.
- D. REFER TO M-001 AND M-002 FOR ADDITIONAL GENERAL NOTES AND SYMBOLS.
- E. REFER TO HAZARDOUS MATERIAL SURVEY IN THE SPECIFICATIONS. DO NOT PROCEED WITH DEMOLITION OR DISTURBANCE OF ITEMS CONTAINING HAZARDOUS MATERIALS UNTIL ABATEMENT IN ACCORDANCE WITH HAZARDOUS MATERIAL ABATEMENT SPECIFICATIONS HAS BEEN PERFORMED.
- F. REFER TO G100-SERIES SHEETS FOR OVERALL LIFE SAFETY REFERENCE PLANS AND FOR LEGEND OF RATED WALL TYPES AS SHOWN ON MECHANICAL PLANS.
- G. REFER TO SPECIFICATIONS 01 00 00 AND 23 05 10 FOR SELECTIVE DEMOLITION AND REPAIR REQUIREMENTS AT EXISTING CONSTRUCTION AFFECTED BY NEW WORK (EG WALLS, CHASES, CEILINGS, ETC.). HOLES LEFT FROM DEMOLISHING PIPE THAT IS NOT REPLACED IN KIND SHALL BE PATCHED TO MATCH THE SURROUNDING CONDITIONS, INCLUDING LIFE SAFETY RATINGS.
- H. REFER TO ARCHITECTURAL PLANS FOR TYPICAL LOCATIONS AND SCOPE DETAILS OF SELECTIVE DEMOLITION. LOCATIONS SHOWN THEREON ARE NOT NECESSARILY EXHAUSTIVE OF ALL THAT MAY BE REQUIRED. MECHANICAL AND GENERAL CONTRACTORS SHALL COORDINATE TO IDENTIFY AND ADDRESS ALL SUCH INSTANCES AS REQUIRED TO ACCOMPLISH THE WORK.
- I. REFERENCE M-602 FOR STEAM TRAP SCHEDULE.

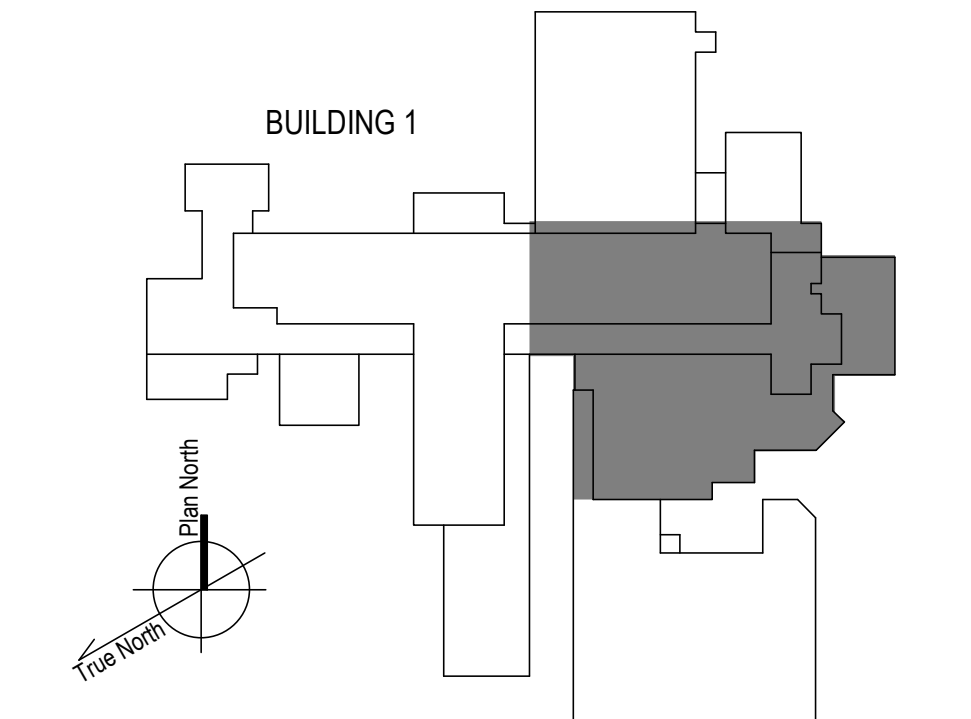
**KEYNOTES**





- 1. RADIATOR AND ASSOCIATED STEAM PIPING IN WALL TO REMAIN. ABANDON IN PLACE PER SPECIFICATIONS 23 05 11.
- 2. DEMO STEAM AND CONDENSATE PIPE REMAINING ABOVE ACCESSIBLE CEILING. AT ENTRY TO CHASE OR FLOOR, CUT, CAP, MAKE SAFE AND ABANDON IN PLACE PER SPECIFICATIONS 23 05 11.
- 3. DISCONNECT AND REMOVE EXISTING RADIATOR VALVE COMMAND CONTROL WIRING AND CONDUIT BACK TO SOURCE CONTROLLER. PREPARE FOR NEW CONNECTIONS TO NEW RADIANT CEILING PANEL VALVE(S), WHERE APPLICABLE, PER SPECIFICATIONS. REFER TO NEW WORK PLANS AND M-700 SHEET SERIES I/O POINT LISTS.
- 4. DEMO AND REMOVE EXISTING RADIATOR AND ASSOCIATED PIPING.

**FIRE-RESISTIVE RATED WALL TYPE LEGEND**

- 2-HOUR FIRE SEPARATION
- 1-HOUR FIRE SEPARATION
- 1-HOUR SMOKE BARRIER
- 0-HOUR SMOKE RESISTIVE

**KEY PLAN**



100% CONSTRUCTION DOCUMENTS - REV 1 Issued: _____ Date: _____	09/30/2024 <b>CONSULTANTS:</b>  ENGINEERING ARCHITECTURE AND DESIGN SERVICES 1126 EIGHTH AVE ALTOONA, PA 16602 (814) 944-5035 WWW.EADSGROUP.COM	<b>ARCHITECT/ENGINEERS:</b>  VALHALLA ENGINEERING GROUP, LLC 750 W HAMPODEN AVE SUITE 300 ENGLEWOOD, CO 80110 (720) 550-8307 WWW.VALHALLAENGINEERING.COM	<b>STAMP:</b>  MITCH BIELE ENGINEER PC092620 10/01/2024 VEG 20.14	 U.S. Department of Veterans Affairs	Drawing Title <b>PLAN EAST 5TH FLOOR - DEMOLITION PLAN</b> Approved: Project Director	Phase <b>100% CONSTRUCTION DOCUMENT</b>	Project Title <b>REPLACE STEAM SYSTEMS</b> Location 2907 PLEASANT VALLEY BLVD ALTOONA, PA 16602 Issue Date 09/30/2024	Project Number <b>503-19-112</b> Building Number <b>1</b> Drawing Number <b>MD154</b> Checked MB Drawn AB
--	--	--	--	--	---	--	--	--

**GENERAL NOTES**

- A. REFER TO SPECIFICATIONS FOR FURTHER REQUIREMENTS IN THE SCOPE.
- B. REFER TO 'GC' SERIES SHEETS FOR WORK PHASING REQUIREMENTS.
- C. CONTRACTOR SHALL FIELD VERIFY ALL EXISTING CONDITIONS AND REPORT ANY DISCREPANCIES TO THE VHA COR BEFORE PROCEEDING WITH WORK.
- D. REFER TO M-001 AND M-002 FOR ADDITIONAL GENERAL NOTES AND SYMBOLS.
- E. REFER TO HAZARDOUS MATERIAL SURVEY IN THE SPECIFICATIONS. DO NOT PROCEED WITH DEMOLITION OR DISTURBANCE OF ITEMS CONTAINING HAZARDOUS MATERIALS UNTIL ABATEMENT IN ACCORDANCE WITH HAZARDOUS MATERIAL ABATEMENT SPECIFICATIONS HAS BEEN PERFORMED.
- F. REFER TO GH100-SERIES SHEETS FOR OVERALL LIFE SAFETY REFERENCE PLANS AND FOR LEGEND OF RATED WALL TYPES AS SHOWN ON MECHANICAL PLANS.
- G. REFER TO SPECIFICATIONS 01 00 00 AND 23 05 10 FOR SELECTIVE DEMOLITION AND REPAIR REQUIREMENTS AT EXISTING CONSTRUCTION AFFECTED BY NEW WORK (EG WALLS, CHASES, CEILINGS, ETC.). HOLES LEFT FROM DEMOLISHING PIPE THAT IS NOT REPLACED IN KIND SHALL BE PATCHED TO MATCH THE SURROUNDING CONDITIONS, INCLUDING LIFE SAFETY RATINGS.
- H. REFER TO ARCHITECTURAL PLANS FOR TYPICAL LOCATIONS AND SCOPE DETAILS OF SELECTIVE DEMOLITION. LOCATIONS SHOWN THEREON ARE NOT NECESSARILY EXHAUSTIVE OF ALL THAT MAY BE REQUIRED. MECHANICAL AND GENERAL CONTRACTORS SHALL COORDINATE TO IDENTIFY AND ADDRESS ALL SUCH INSTANCES AS REQUIRED TO ACCOMPLISH THE WORK.
- I. REFERENCE M-602 FOR STEAM TRAP SCHEDULE.

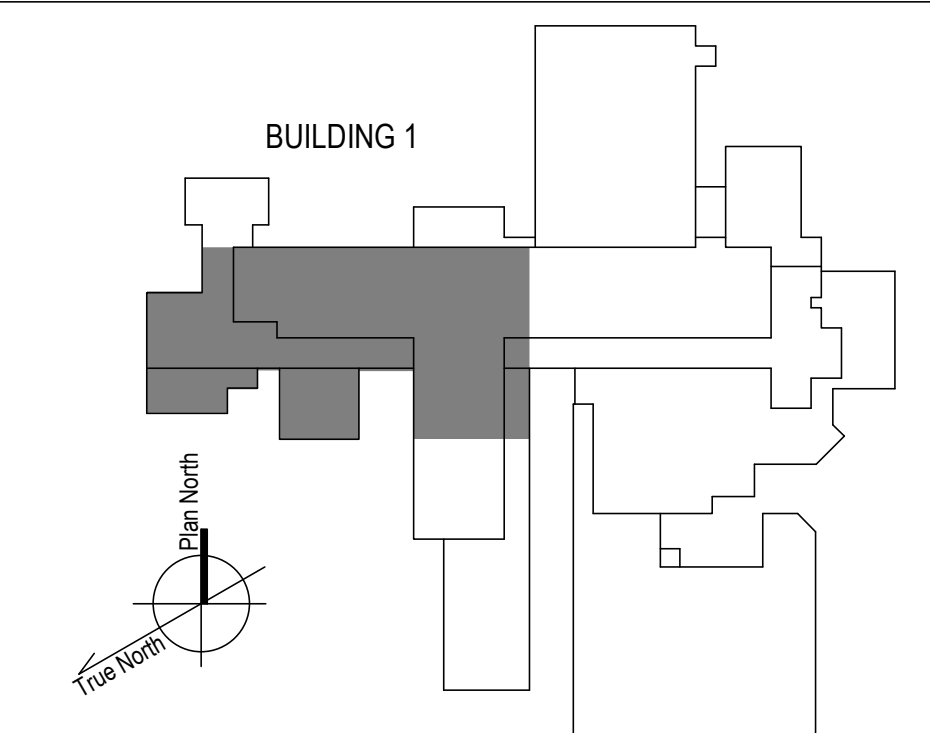
**KEYNOTES**

- 1. RADIATOR AND ASSOCIATED STEAM PIPING IN WALL TO REMAIN. ABANDON IN PLACE PER SPECIFICATIONS 23 05 11.
- 2. DEMO STEAM AND CONDENSATE PIPE REMAINING ABOVE ACCESSIBLE CEILING. AT ENTRY TO CHASE OR FLOOR, CUT, CAP, MAKE SAFE AND ABANDON IN PLACE PER SPECIFICATIONS 23 05 11.
- 3. DISCONNECT AND REMOVE EXISTING RADIATOR VALVE COMMAND CONTROL WIRING AND CONDUIT BACK TO SOURCE CONTROLLER. PREPARE FOR NEW CONNECTIONS TO NEW RADIANT CEILING PANEL VALVE(S), WHERE APPLICABLE, PER SPECIFICATIONS. REFER TO NEW WORK PLANS AND M-700 SHEET SERIES I/O POINT LISTS.
- 4. DEMO EXISTING SUPPLY DUCTWORK TO ALLOW NEW HUMIDIFIER INSTALLATION. REFER TO NEW WORK PLANS.
- 5. DEMO AND REMOVE EXISTING RADIATOR AND ASSOCIATED PIPING.

**FIRE-RESISTIVE RATED WALL TYPE LEGEND**

- - - - 2-HOUR FIRE SEPARATION
- - - - 1-HOUR FIRE SEPARATION
- - - - 1-HOUR SMOKE BARRIER
- - - - 0-HOUR SMOKE RESISTIVE

**KEY PLAN**



1 6TH FLOOR - WEST DEMOLITION PLAN  
1/8" = 1'-0"

100% CONSTRUCTION DOCUMENTS - REV 1	09/30/2024
Issued:	Date:

**CONSULTANTS:**

**EADS GROUP**  
ENGINEERING ARCHITECTURE AND DESIGN SERVICES

1128 EIGHTH AVE  
ALTOONA, PA 16602  
(814) 944-5035  
WWW.EADSGROUP.COM

**ARCHITECT/ENGINEERS:**

**VALHALLA ENGINEERING GROUP, LLC**

750 W HAMPODEN AVE  
SUITE 300  
ENGLEWOOD, CO 80110  
(720) 950-8307  
WWW.VALHALLAENGINEERING.COM

VEG 20.14

**STAMP:**

MITCH BIBLE  
ENGINEER  
10/01/2024

**U.S. Department of Veterans Affairs**

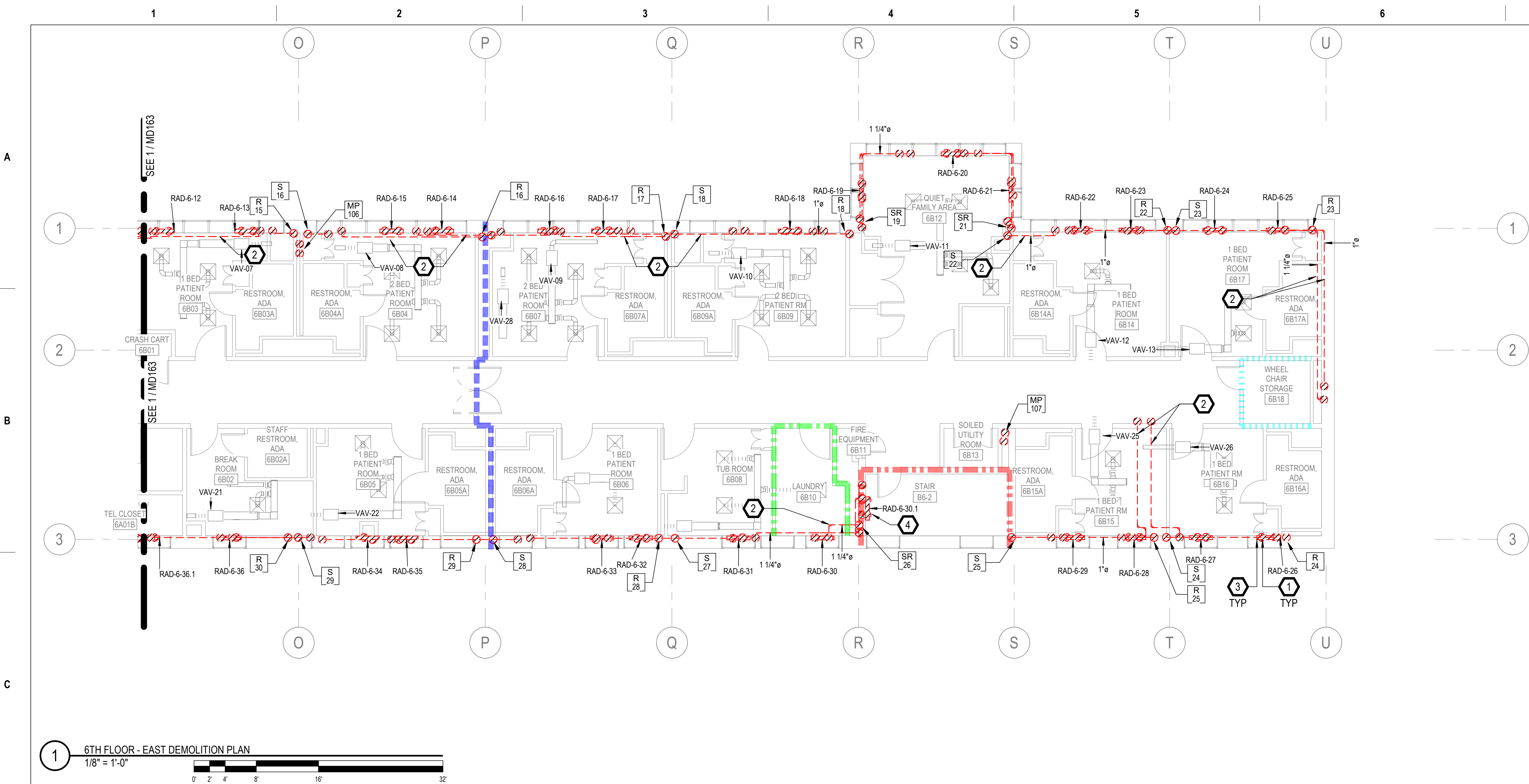
Drawing Title  
**PLAN WEST 6TH FLOOR - DEMOLITION PLAN**

Approved: Project Director

Phase  
**100% CONSTRUCTION DOCUMENT**

Project Title <b>REPLACE STEAM SYSTEMS</b>	Project Number <b>503-19-112</b>
Location 2907 PLEASANT VALLEY BLVD ALTOONA, PA 16602	Building Number <b>1</b>
Issue Date <b>09/30/2024</b>	Checked <b>MB</b>
Drawn <b>AB</b>	Drawing Number <b>MD163</b>

9/30/2024 4:26:30 PM  
B:\360720\_H\_Altoona\_PA\_Sham20\_H\_Altoona\_PA\_Steam\_VEG\MEP\_R19.rvt  
VA FORM 08 - 6231



**GENERAL NOTES**

- A. REFER TO SPECIFICATIONS FOR FURTHER REQUIREMENTS IN THE SCOPE.
- B. REFER TO 'GC' SERIES SHEETS FOR WORK PHASING REQUIREMENTS.
- C. CONTRACTOR SHALL FIELD VERIFY ALL EXISTING CONDITIONS AND REPORT ANY DISCREPANCIES TO THE VHA COR BEFORE PROCEEDING WITH WORK.
- D. REFER TO M-001 AND M-002 FOR ADDITIONAL GENERAL NOTES AND SYMBOLS.
- E. REFER TO HAZARDOUS MATERIAL SURVEY IN THE SPECIFICATIONS. DO NOT PROCEED WITH DEMOLITION OR DISTURBANCE OF ITEMS CONTAINING HAZARDOUS MATERIALS UNTIL ABATEMENT IN ACCORDANCE WITH HAZARDOUS MATERIAL ABATEMENT SPECIFICATIONS HAS BEEN PERFORMED.
- F. REFER TO G100-SERIES SHEETS FOR OVERALL LIFE SAFETY REFERENCE PLANS AND FOR LEGEND OF RATED WALL TYPES AS SHOWN ON MECHANICAL PLANS.
- G. REFER TO SPECIFICATIONS 01 00 00 AND 23 05 10 FOR SELECTIVE DEMOLITION AND REPAIR REQUIREMENTS AT EXISTING CONSTRUCTION AFFECTED BY NEW WORK (EG WALLS, CHASES, CEILINGS, ETC.). HOLES LEFT FROM DEMOLISHING PIPE THAT IS NOT REPLACED IN KIND SHALL BE PATCHED TO MATCH THE SURROUNDING CONDITIONS, INCLUDING LIFE SAFETY RATINGS.
- H. REFER TO ARCHITECTURAL PLANS FOR TYPICAL LOCATIONS AND SCOPE DETAILS OF SELECTIVE DEMOLITION. LOCATIONS SHOWN THEREON ARE NOT NECESSARILY EXHAUSTIVE OF ALL THAT MAY BE REQUIRED. MECHANICAL AND GENERAL CONTRACTORS SHALL COORDINATE TO IDENTIFY AND ADDRESS ALL SUCH INSTANCES AS REQUIRED TO ACCOMPLISH THE WORK.
- I. REFERENCE M-602 FOR STEAM TRAP SCHEDULE.

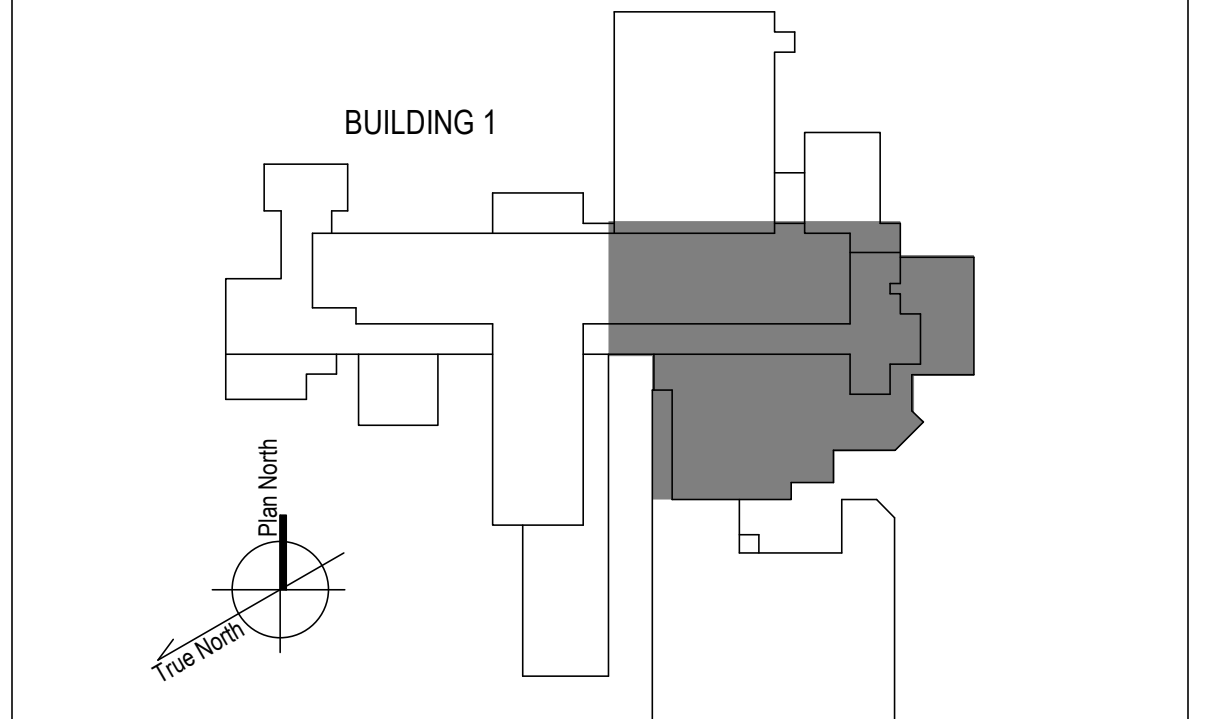
**KEYNOTES**

- 1. RADIATOR AND ASSOCIATED STEAM PIPING IN WALL TO REMAIN. ABANDON IN PLACE PER SPECIFICATIONS 23 05 11.
- 2. DEMO STEAM AND CONDENSATE PIPE REMAINING ABOVE ACCESSIBLE CEILING. AT ENTRY TO CHASE OR FLOOR, CUT, CAP, MAKE SAFE AND ABANDON IN PLACE PER SPECIFICATIONS 23 05 11.
- 3. DISCONNECT AND REMOVE EXISTING RADIATOR VALVE COMMAND CONTROL WIRING AND CONDUIT BACK TO SOURCE CONTROLLER. PREPARE FOR NEW CONNECTIONS TO NEW RADIANT CEILING PANEL VALVE(S), WHERE APPLICABLE. PER SPECIFICATIONS, REFER TO NEW WORK PLANS AND M-700 SHEET SERIES I/O POINT LISTS.
- 4. DEMO AND REMOVE EXISTING RADIATOR AND ASSOCIATED PIPING.

**FIRE-RESISTIVE RATED WALL TYPE LEGEND**

- - - 2-HOUR FIRE SEPARATION
- - - 1-HOUR FIRE SEPARATION
- - - 1-HOUR SMOKE BARRIER
- - - 0-HOUR SMOKE RESISTIVE

**KEY PLAN**



100% CONSTRUCTION DOCUMENTS - REV 1	09/30/2024
Issued:	Date:

**CONSULTANTS:**

1128 EIGHTH AVE  
ALTOONA, PA 16602  
(814) 944-5035  
WWW.EADSGROUP.COM

**ARCHITECT/ENGINEERS:**

750 W HAMPODEN AVE  
SUITE 300  
ENGLEWOOD, CO 80110  
(720) 550-8307  
WWW.VALHALLAENGINEERING.COM

**STAMP:**

U.S. Department of Veterans Affairs

Drawing Title  
**PLAN EAST 6TH FLOOR - DEMOLITION PLAN**

Approved: Project Director

Phase  
**100% CONSTRUCTION DOCUMENT**

Project Title <b>REPLACE STEAM SYSTEMS</b>	Project Number <b>503-19-112</b>
Location 2907 PLEASANT VALLEY BLVD ALTOONA, PA 16602	Building Number <b>1</b>
Issue Date <b>09/30/2024</b>	Checked <b>MB</b>
Drawn <b>AB</b>	Drawing Number <b>MD164</b>

**GENERAL NOTES**

- A. REFER TO SPECIFICATIONS FOR FURTHER REQUIREMENTS IN THE SCOPE.
- B. REFER TO 'GC' SERIES SHEETS FOR WORK PHASING REQUIREMENTS.
- C. CONTRACTOR SHALL FIELD VERIFY ALL EXISTING CONDITIONS AND REPORT ANY DISCREPANCIES TO THE VHA COR BEFORE PROCEEDING WITH WORK.
- D. REFER TO M-001 AND M-002 FOR ADDITIONAL GENERAL NOTES AND SYMBOLS.
- E. REFER TO HAZARDOUS MATERIAL SURVEY IN THE SPECIFICATIONS. DO NOT PROCEED WITH DEMOLITION OR DISTURBANCE OF ITEMS CONTAINING HAZARDOUS MATERIALS UNTIL ABATEMENT IN ACCORDANCE WITH HAZARDOUS MATERIAL ABATEMENT SPECIFICATIONS HAS BEEN PERFORMED.
- F. REFER TO GH00-SERIES SHEETS FOR OVERALL LIFE SAFETY REFERENCE PLANS AND FOR LEGEND OF RATED WALL TYPES AS SHOWN ON MECHANICAL PLANS.
- G. REFER TO SPECIFICATIONS 01 00 00 AND 23 05 10 FOR SELECTIVE DEMOLITION AND REPAIR REQUIREMENTS AT EXISTING CONSTRUCTION AFFECTED BY NEW WORK (EG WALLS, CHASES, CEILINGS, ETC.). HOLES LEFT FROM DEMOLISHING PIPE THAT IS NOT REPLACED IN KIND SHALL BE PATCHED TO MATCH THE SURROUNDING CONDITIONS, INCLUDING LIFE SAFETY RATINGS.
- H. REFER TO ARCHITECTURAL PLANS FOR TYPICAL LOCATIONS AND SCOPE DETAILS OF SELECTIVE DEMOLITION. LOCATIONS SHOWN THEREON ARE NOT NECESSARILY EXHAUSTIVE OF ALL THAT MAY BE REQUIRED. MECHANICAL AND GENERAL CONTRACTORS SHALL COORDINATE TO IDENTIFY AND ADDRESS ALL SUCH INSTANCES AS REQUIRED TO ACCOMPLISH THE WORK.
- I. REFERENCE M-602 FOR STEAM TRAP SCHEDULE.

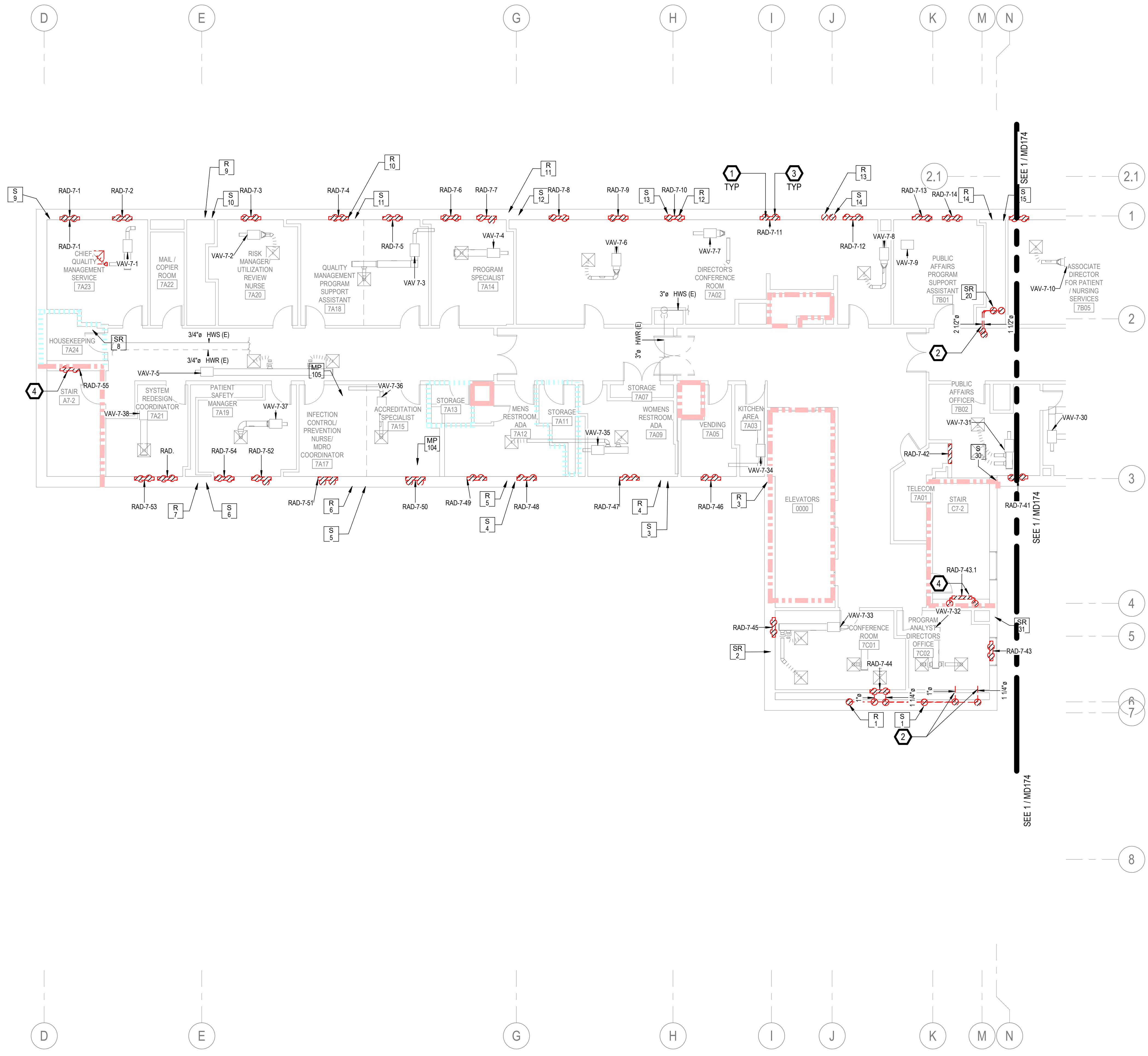
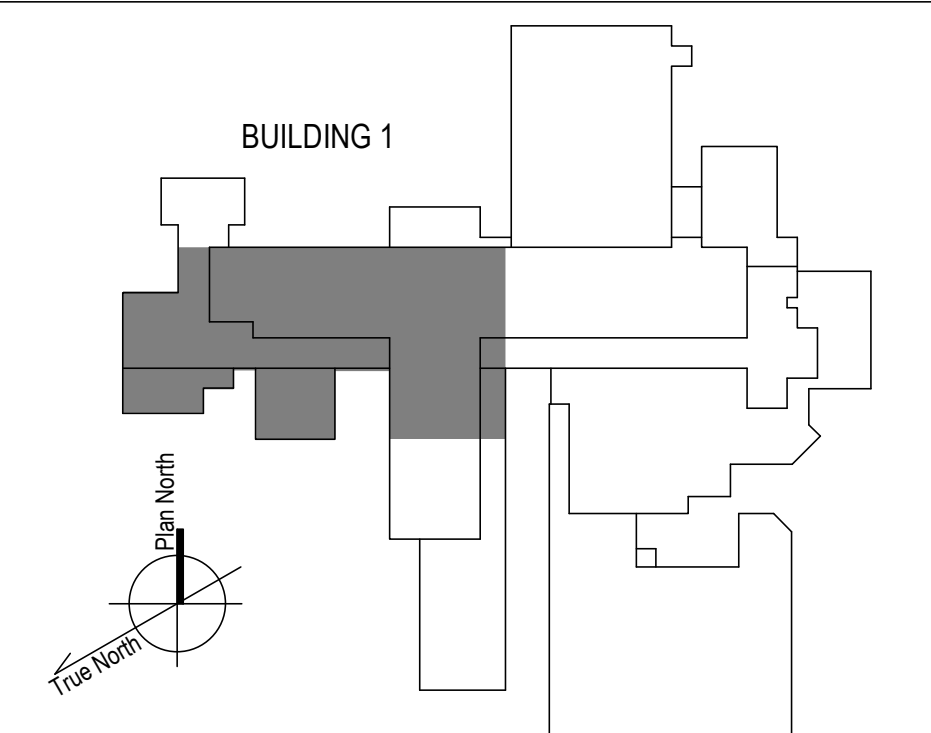
**KEYNOTES**

- 1. RADIATOR AND ASSOCIATED STEAM PIPING IN WALL TO REMAIN. ABANDON IN PLACE PER SPECIFICATIONS 23 05 11. RISER TAGS ON THIS SHEET POINT TO APPROXIMATE LOCATION OF RISER AT THE FLOOR BELOW. RADIATORS NEARBY ARE SERVED BY THESE RISERS FROM THE 6TH FLOOR CEILING SPACE. SEE 6TH FLOOR PIPING PLANS AND RISER DIAGRAMS FOR PIPING SERVING THESE RADIATORS.
- 2. DEMO STEAM AND CONDENSATE PIPE REMAINING ABOVE ACCESSIBLE CEILING. AT ENTRY TO CHASE OR FLOOR, CUT, CAP, MAKE SAFE AND ABANDON IN PLACE PER SPECIFICATIONS 23 05 11.
- 3. MIGRATE EXISTING BAS I/O POINT FOR ABANDONED-IN-PLACE WALL RADIATORS TO NEW RADIANT CEILING PANEL CONTROL VALVES. PROVIDE NEW CONTROLS CONDUIT AND CONDUCTORS IN ACCORDANCE WITH SPECIFICATIONS 23 09 23. REFER ALSO TO I/O POINT LISTS ON M-700 SHEET SERIES.
- 4. DEMO AND REMOVE EXISTING RADIATOR AND ASSOCIATED PIPING.

**FIRE-RESISTIVE RATED WALL TYPE LEGEND**

- - - 2-HOUR FIRE SEPARATION
- - - 1-HOUR FIRE SEPARATION
- - - 1-HOUR SMOKE BARRIER
- - - 0-HOUR SMOKE RESISTIVE

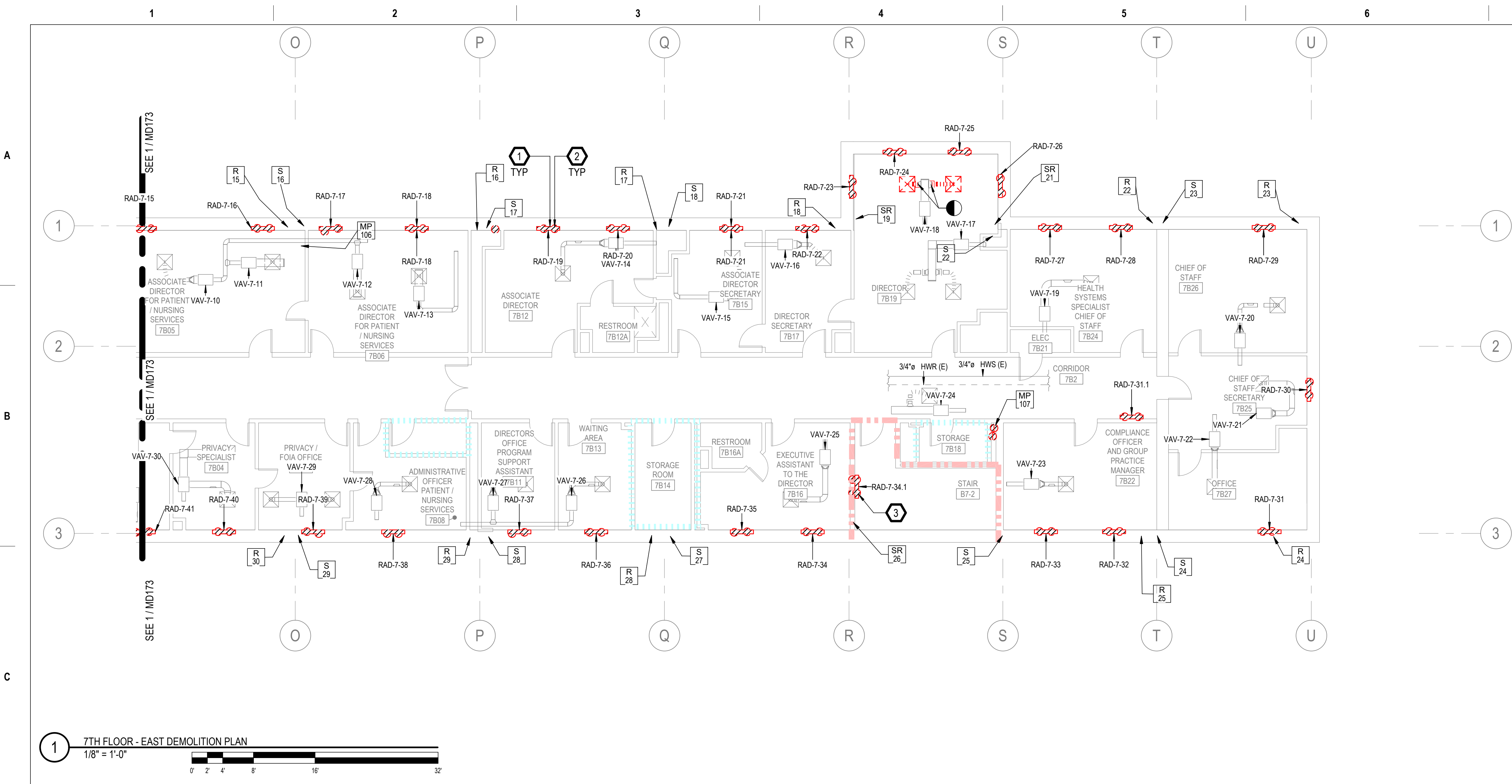
**KEY PLAN**



1 7TH FLOOR - WEST DEMOLITION PLAN  
1/8" = 1'-0"

100% CONSTRUCTION DOCUMENTS - REV 1	09/30/2024	<b>CONSULTANTS:</b>  ENGINEERING ARCHITECTURE AND DESIGN SERVICES 1128 EIGHTH AVE ALTOONA, PA 16602 (814) 944-5035 WWW.EADSGROUP.COM	<b>ARCHITECT/ENGINEERS:</b>  750 W HAMPOEN AVE SUITE 300 ENGLEWOOD, CO 80110 (720) 950-8307 WWW.VALHALLAENGINEERING.COM	<b>STAMP:</b> 	 U.S. Department of Veterans Affairs	Drawing Title <b>PLAN WEST 7TH FLOOR - DEMOLITION PLAN</b>	Phase <b>100% CONSTRUCTION DOCUMENT</b>	Project Title <b>REPLACE STEAM SYSTEMS</b>	Project Number <b>503-19-112</b>
	Issued:					Date:	Approved: Project Director		Location 2907 PLEASANT VALLEY BLVD ALTOONA, PA 16602

9/30/2024 4:28:38 PM  
 E:\360\220\_H\_Altoona\_PA\_Schem\20\_H\_Altoona\_Plan\_VEG\MEP\_R19.rvt  
 VA FORM 08 - 6231



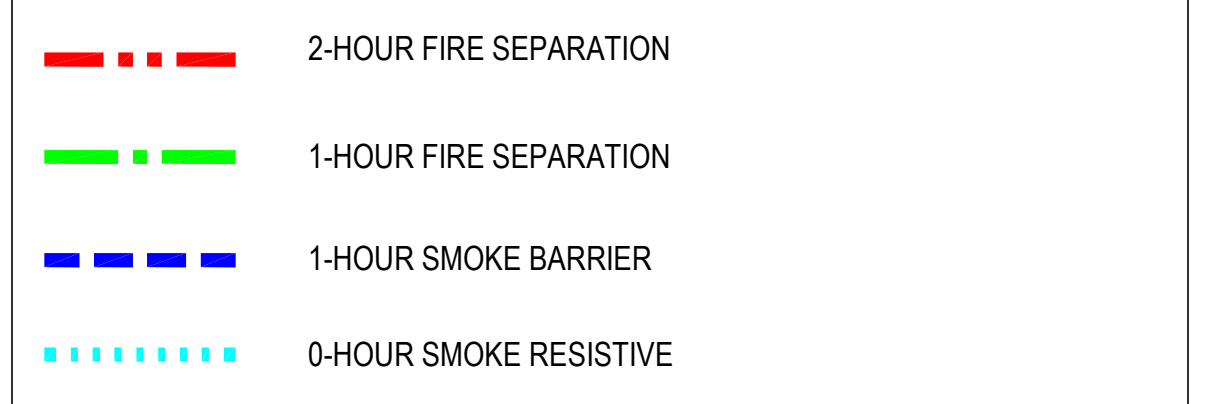
**GENERAL NOTES**

- A. REFER TO SPECIFICATIONS FOR FURTHER REQUIREMENTS IN THE SCOPE.
- B. REFER TO 'GC' SERIES SHEETS FOR WORK PHASING REQUIREMENTS.
- C. CONTRACTOR SHALL FIELD VERIFY ALL EXISTING CONDITIONS AND REPORT ANY DISCREPANCIES TO THE VHA COR BEFORE PROCEEDING WITH WORK.
- D. REFER TO M-001 AND M-002 FOR ADDITIONAL GENERAL NOTES AND SYMBOLS.
- E. REFER TO HAZARDOUS MATERIAL SURVEY IN THE SPECIFICATIONS. DO NOT PROCEED WITH DEMOLITION OR DISTURBANCE OF ITEMS CONTAINING HAZARDOUS MATERIALS UNTIL ABATEMENT IN ACCORDANCE WITH HAZARDOUS MATERIAL ABATEMENT SPECIFICATIONS HAS BEEN PERFORMED.
- F. REFER TO GH100-SERIES SHEETS FOR OVERALL LIFE SAFETY REFERENCE PLANS AND FOR LEGEND OF RATED WALL TYPES AS SHOWN ON MECHANICAL PLANS.
- G. REFER TO SPECIFICATIONS 01 00 00 AND 23 05 10 FOR SELECTIVE DEMOLITION AND REPAIR REQUIREMENTS AT EXISTING CONSTRUCTION AFFECTED BY NEW WORK (EG WALLS, CHASES, CEILINGS, ETC.). HOLES LEFT FROM DEMOLISHING PIPE THAT IS NOT REPLACED IN KIND SHALL BE PATCHED TO MATCH THE SURROUNDING CONDITIONS, INCLUDING LIFE SAFETY RATINGS.
- H. REFER TO ARCHITECTURAL PLANS FOR TYPICAL LOCATIONS AND SCOPE DETAILS OF SELECTIVE DEMOLITION. LOCATIONS SHOWN THEREON ARE NOT NECESSARILY EXHAUSTIVE OF ALL THAT MAY BE REQUIRED. MECHANICAL AND GENERAL CONTRACTORS SHALL COORDINATE TO IDENTIFY AND ADDRESS ALL SUCH INSTANCES AS REQUIRED TO ACCOMPLISH THE WORK.
- I. REFERENCE M-602 FOR STEAM TRAP SCHEDULE.

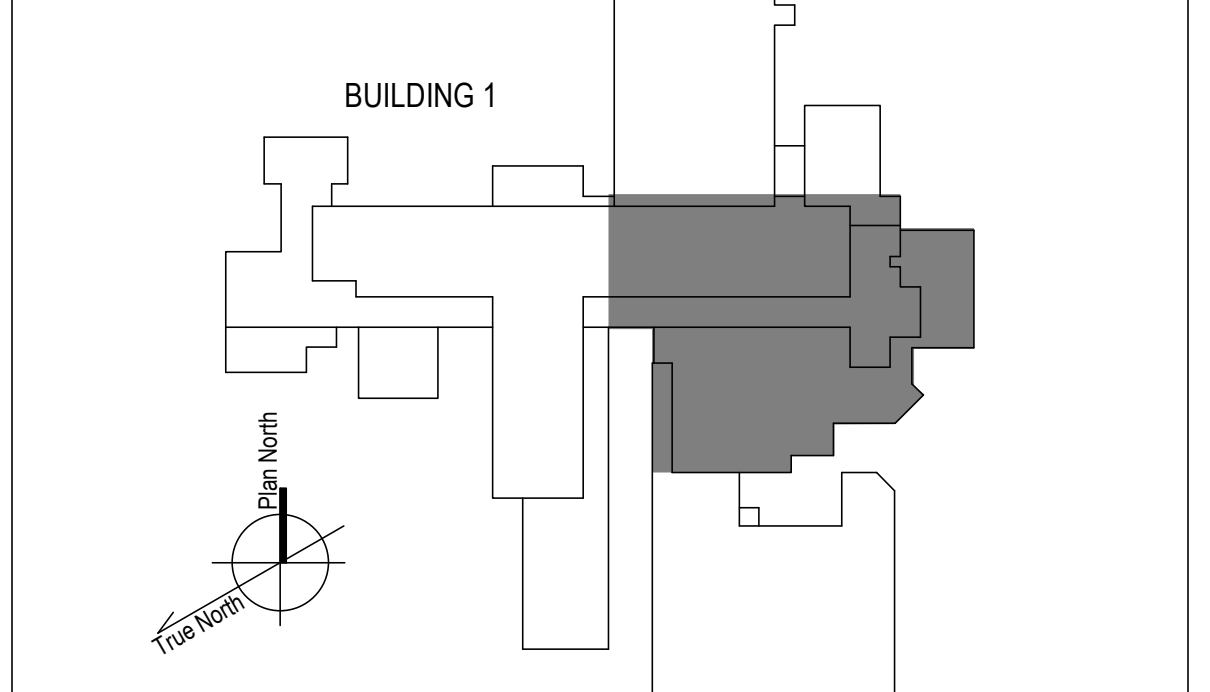
**KEYNOTES**

1. RADIATOR AND ASSOCIATED STEAM PIPING IN WALL TO REMAIN. ABANDON IN PLACE PER SPECIFICATIONS 23 05 11. RISER TAGS ON THIS SHEET POINT TO APPROXIMATE LOCATION OF RISER AT THE FLOOR BELOW. RADIATORS NEARBY ARE SERVED BY THESE RISERS FROM THE 6TH FLOOR CEILING SPACE. SEE 6TH FLOOR PIPING PLANS AND RISER DIAGRAMS FOR PIPING SERVING THESE RADIATORS.
2. DISCONNECT AND REMOVE EXISTING RADIATOR VALVE COMMAND CONTROL WIRING AND CONDUIT BACK TO SOURCE CONTROLLER. PREPARE FOR NEW CONNECTIONS TO NEW RADIANT CEILING PANEL VALVE(S), WHERE APPLICABLE. PER SPECIFICATIONS. REFER TO NEW WORK PLANS AND M-700 SHEET SERIES I/O POINT LISTS.
3. DEMO AND REMOVE EXISTING RADIATOR AND ASSOCIATED PIPING.

**FIRE-RESISTIVE RATED WALL TYPE LEGEND**



**KEY PLAN**



1 7TH FLOOR - EAST DEMOLITION PLAN  
1/8" = 1'-0"

100% CONSTRUCTION DOCUMENTS - REV 1	09/30/2024
Issued:	Date:

**CONSULTANTS:**

1128 EIGHTH AVE  
ALTOONA, PA 16602  
(814) 944-5035  
WWW.EADSGROUP.COM

**ARCHITECT/ENGINEERS:**

750 W HAMPODEN AVE  
SUITE 300  
ENGLEWOOD, CO 80110  
(720) 950-8307  
WWW.VALHALLAENGINEERING.COM

**STAMP:**

U.S. Department of Veterans Affairs

Drawing Title  
**PLAN EAST 7TH FLOOR - DEMOLITION PLAN**

Approved: Project Director

Phase  
**100% CONSTRUCTION DOCUMENT**

Project Title <b>REPLACE STEAM SYSTEMS</b>	Project Number <b>503-19-112</b>
Location 2907 PLEASANT VALLEY BLVD ALTOONA, PA 16602	Building Number <b>1</b>
Issue Date <b>09/30/2024</b>	Checked <b>MB</b>
Drawn <b>AB</b>	Drawing Number <b>MD174</b>

9/30/2024 4:29:45 PM  
B:\300\20\_14\_Altoona\_PA\_Sham20\_14\_Altoona\_PA\_Sham20\_14\_VEG\MEP\_R19.rvt  
VA FORM 08 - 6231



2 Building 2 - HEAT EXCHANGER  
NTS



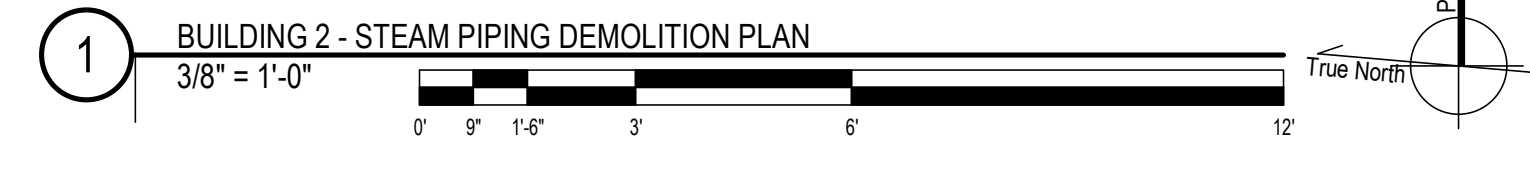
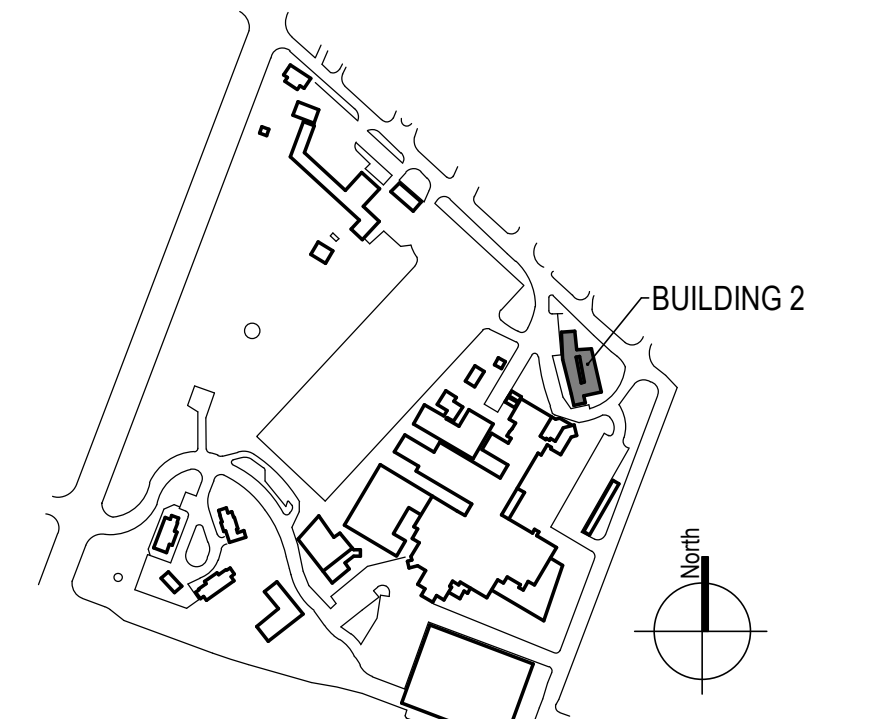
**GENERAL NOTES**

- A. REFER TO SPECIFICATIONS FOR FURTHER REQUIREMENTS IN THE SCOPE.
- B. REFER TO 'GC' SERIES SHEETS FOR WORK PHASING REQUIREMENTS.
- C. CONTRACTOR SHALL FIELD VERIFY ALL EXISTING CONDITIONS AND REPORT ANY DISCREPANCIES TO THE VHA COR BEFORE PROCEEDING WITH WORK.
- D. REFER TO M-001 AND M-002 FOR ADDITIONAL GENERAL NOTES AND SYMBOLS.
- E. REFER TO HAZARDOUS MATERIAL SURVEY IN THE SPECIFICATIONS. DO NOT PROCEED WITH DEMOLITION OR DISTURBANCE OF ITEMS CONTAINING HAZARDOUS MATERIALS UNTIL ABATEMENT IN ACCORDANCE WITH HAZARDOUS MATERIAL ABATEMENT SPECIFICATIONS HAS BEEN PERFORMED.
- F. REFER TO GH100-SERIES SHEETS FOR OVERALL LIFE SAFETY REFERENCE PLANS AND FOR LEGEND OF RATED WALL TYPES AS SHOWN ON MECHANICAL PLANS.
- G. REFER TO SPECIFICATIONS 01 00 00 AND 23 05 10 FOR SELECTIVE DEMOLITION AND REPAIR REQUIREMENTS AT EXISTING CONSTRUCTION AFFECTED BY NEW WORK (EG WALLS, CHASES, CEILINGS, ETC.). HOLES LEFT FROM DEMOLISHING PIPE THAT IS NOT REPLACED IN KIND SHALL BE PATCHED TO MATCH THE SURROUNDING CONDITIONS, INCLUDING LIFE SAFETY RATINGS.
- H. REFER TO ARCHITECTURAL PLANS FOR TYPICAL LOCATIONS AND SCOPE DETAILS OF SELECTIVE DEMOLITION. LOCATIONS SHOWN THEREON ARE NOT NECESSARILY EXHAUSTIVE OF ALL THAT MAY BE REQUIRED. MECHANICAL AND GENERAL CONTRACTORS SHALL COORDINATE TO IDENTIFY AND ADDRESS ALL SUCH INSTANCES AS REQUIRED TO ACCOMPLISH THE WORK.
- I. REFERENCE M-602 FOR STEAM TRAP SCHEDULE.

**KEYNOTES**

- 1. DOWN TO UNDERGROUND.
- 2. DEMO AND REPLACE MEDIUM PRESSURE AND HIGH PRESSURE STEAM PIPING. DEMO HEATING WATER AND HEATING WATER RETURN AS NECESSARY TO ACCESS STEAM PIPING CONNECTED TO HEAT EXCHANGER AND REPLACE IN KIND.
- 3. COORDINATE HX SHUTDOWN WITH COR.
- 4. DEMO STEAM TRAP MONITORING SYSTEM, CONDUIT, AND ASSOCIATED WIRING TO PANEL. SEE ELECTRICAL SHEET SERIES.
- 5. IF DEDUCT ALTERNATE #4 IS ACCEPTED:  
-EXCLUDE PRICE AND SCOPE OF DEMO PIPING IN HATCHED AREA.

**KEY PLAN**



9/30/2024 4:19:27 PM  
B:\360\20\_14\_Albana\_PA\_Steam\_VEG\MEP\_R19.rvt  
VA FORM 08 - 6231

100% CONSTRUCTION DOCUMENTS - REV 1		09/30/2024		CONSULTANTS:		ARCHITECT/ENGINEERS:		STAMP:		Drawing Title		Phase		Project Title		Project Number	
						VALHALLA ENGINEERING GROUP, LLC				BUILDING 2 - DEMOLITION PLAN		100% CONSTRUCTION DOCUMENT		REPLACE STEAM SYSTEMS		503-19-112	
Issued:		Date:				750 W HAMPODEN AVE SUITE 300 ENGLEWOOD, CO 80110 (720) 550-6307 WWW.VALHALLAENGINEERING.COM				Approved: Project Director				Location		Drawing Number	
						VEG 20.14		U.S. Department of Veterans Affairs						2907 PLEASANT VALLEY BLVD ALTOONA, PA 16602		MD201	
														Issue Date		Checked	
														09/30/2024		MB	
																Drawn	
																AB	

A

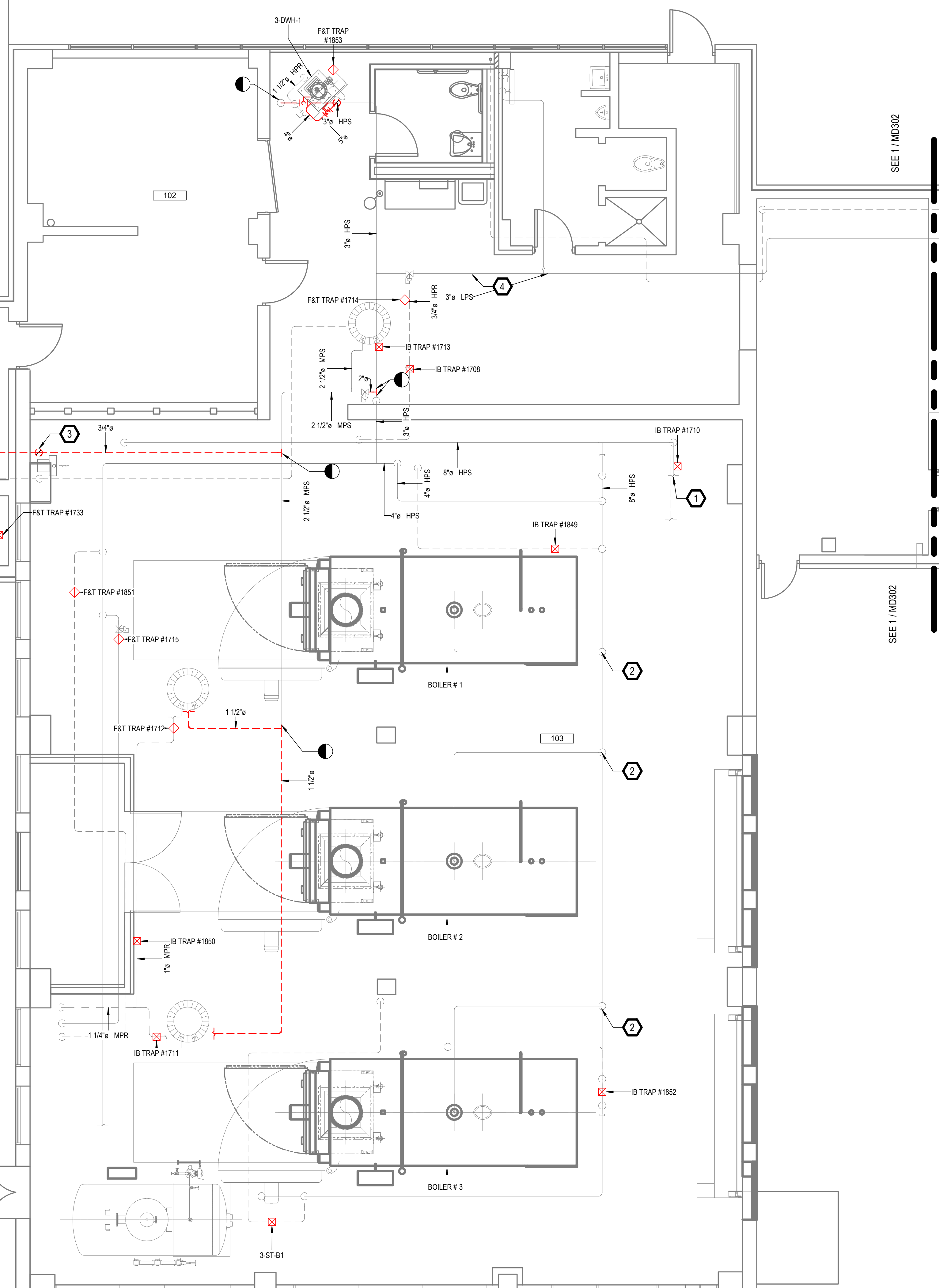
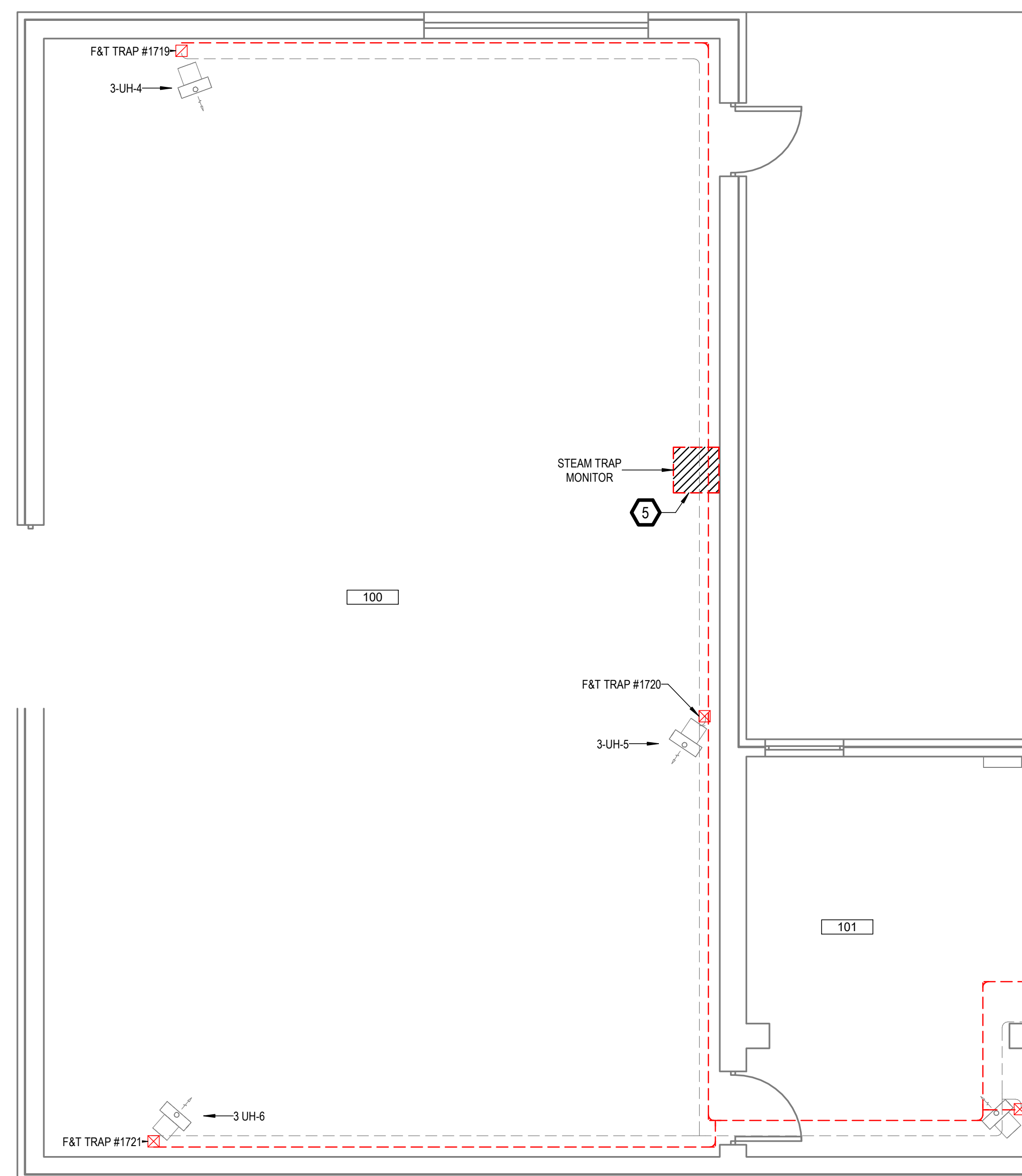
B

C

D

E

F



2 BUILDING 3 - HOT WATER HEATER NTS  
 1 BUILDING 3 - STEAM PIPING DEMOLITION PLAN  
 1/4" = 1'-0"

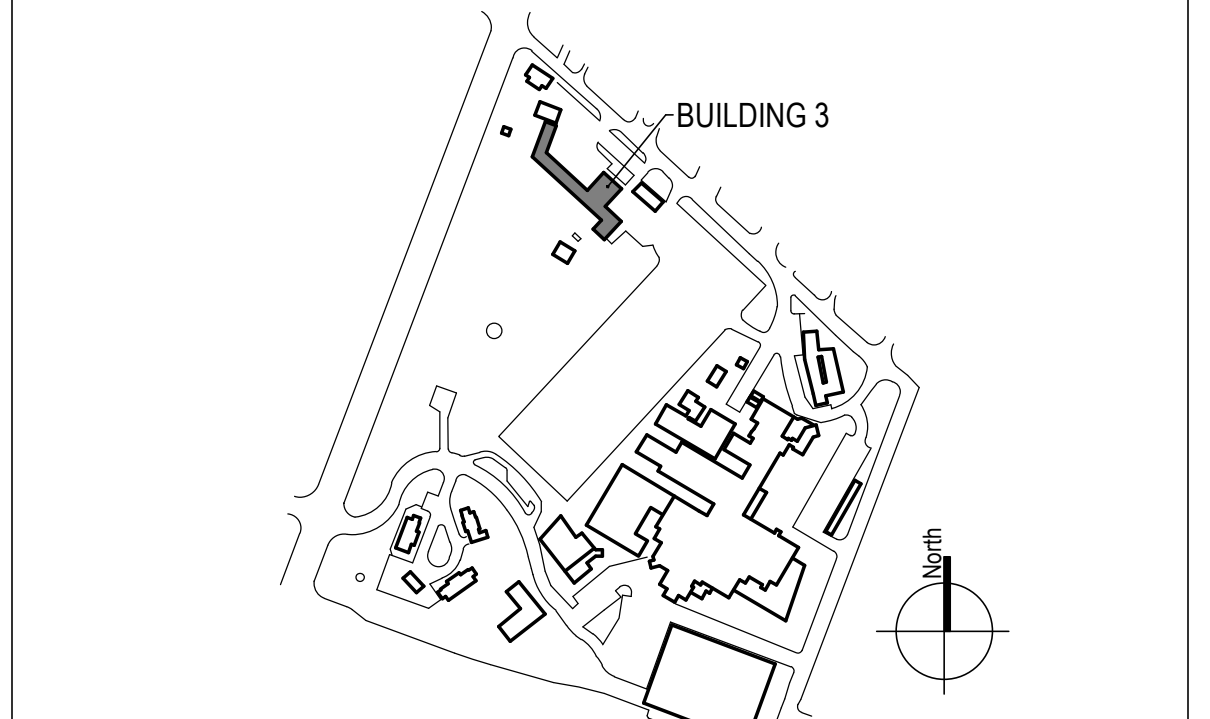
GENERAL NOTES

- A. REFER TO SPECIFICATIONS FOR FURTHER REQUIREMENTS IN THE SCOPE.
- B. REFER TO 'GC' SERIES SHEETS FOR WORK PHASING REQUIREMENTS.
- C. CONTRACTOR SHALL FIELD VERIFY ALL EXISTING CONDITIONS AND REPORT ANY DISCREPANCIES TO THE VHA COR BEFORE PROCEEDING WITH WORK.
- D. REFER TO M-001 AND M-002 FOR ADDITIONAL GENERAL NOTES AND SYMBOLS.
- E. REFER TO HAZARDOUS MATERIAL SURVEY IN THE SPECIFICATIONS. DO NOT PROCEED WITH DEMOLITION OR DISTURBANCE OF ITEMS CONTAINING HAZARDOUS MATERIALS UNTIL ABATEMENT IN ACCORDANCE WITH HAZARDOUS MATERIAL ABATEMENT SPECIFICATIONS HAS BEEN PERFORMED.
- F. REFER TO GH100-SERIES SHEETS FOR OVERALL LIFE SAFETY REFERENCE PLANS AND FOR LEGEND OF RATED WALL TYPES AS SHOWN ON MECHANICAL PLANS.
- G. REFER TO SPECIFICATIONS 01 00 00 AND 23 05 10 FOR SELECTIVE DEMOLITION AND REPAIR REQUIREMENTS AT EXISTING CONSTRUCTION AFFECTED BY NEW WORK (EG WALLS, CHASES, CEILINGS, ETC.). HOLES LEFT FROM DEMOLISHING PIPE THAT IS NOT REPLACED IN KIND SHALL BE PATCHED TO MATCH THE SURROUNDING CONDITIONS, INCLUDING LIFE SAFETY RATINGS.
- H. REFER TO ARCHITECTURAL PLANS FOR TYPICAL LOCATIONS AND SCOPE DETAILS OF SELECTIVE DEMOLITION. LOCATIONS SHOWN THEREON ARE NOT NECESSARILY EXHAUSTIVE OF ALL THAT MAY BE REQUIRED. MECHANICAL AND GENERAL CONTRACTORS SHALL COORDINATE TO IDENTIFY AND ADDRESS ALL SUCH INSTANCES AS REQUIRED TO ACCOMPLISH THE WORK.
- I. REFERENCE M-602 FOR STEAM TRAP SCHEDULE.

KEYNOTES

- 1. TEMP BOILER CONNECTION.
- 2. BOILER HEADER CONNECTION.
- 3. DOWN TO UNIT HEATER ON GROUND LEVEL.
- 4. LPS TO GARAGE UNIT HEATERS.
- 5. DEMO STEAM TRAP MONITORING SYSTEM, CONDUIT, AND ASSOCIATED WIRING TO PANEL. SEE ELECTRICAL SHEET SERIES.

KEY PLAN



100% CONSTRUCTION DOCUMENTS - REV 1	09/30/2024
Issued:	Date:

CONSULTANTS:

ARCHITECT/ENGINEERS:  
**VALHALLA ENGINEERING GROUP, LLC**  
 750 W HAMPODEN AVE  
 SUITE 300  
 ENGLEWOOD, CO 80110  
 (720) 555-8307  
 WWW.VALHALLAENGINEERING.COM  
 VEG 20.14

STAMP:  
 ENGINEER  
 MITCH BIBLE  
 10/01/2024



Drawing Title  
**BUILDING 3 - BOILER PLANT DEMOLITION PLAN**  
 Approved: Project Director

Phase  
**100% CONSTRUCTION DOCUMENT**

Project Title REPLACE STEAM SYSTEMS	Project Number 503-19-112
Location 2907 PLEASANT VALLEY BLVD ALTOONA, PA 16602	Building Number 3
Issue Date 09/30/2024	Checked MB
Drawn AB	Drawing Number MD301

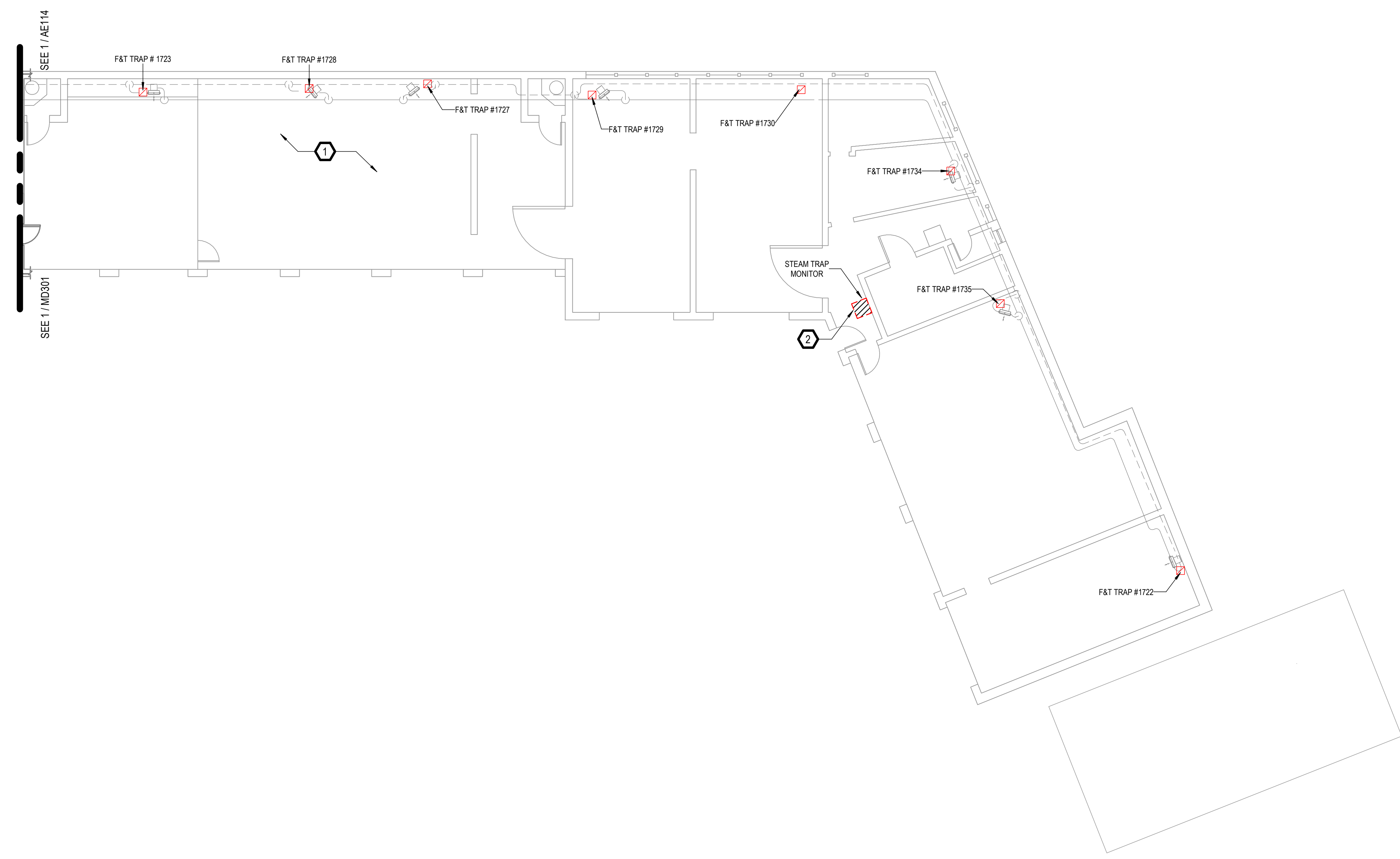


**GENERAL NOTES**

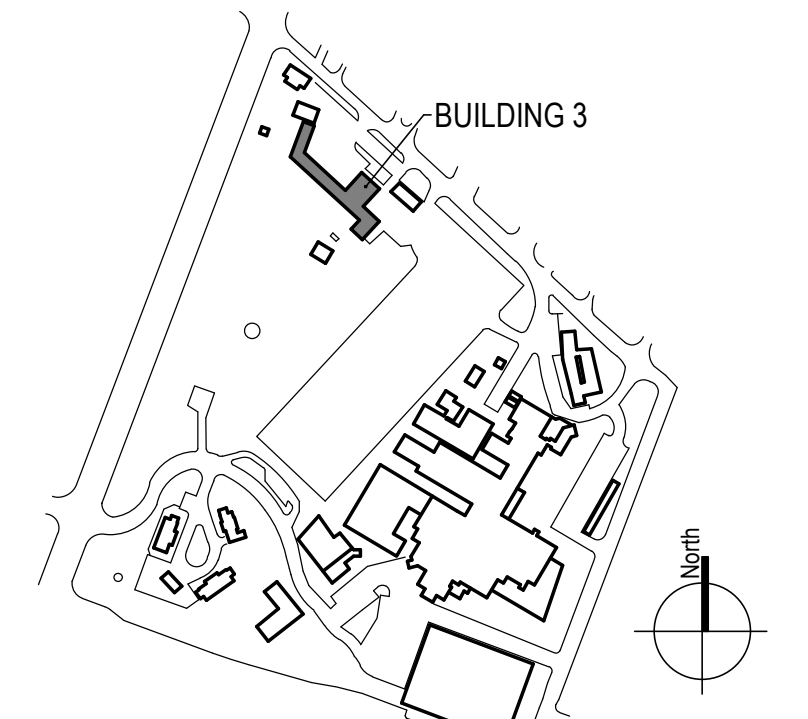
- A. REFER TO SPECIFICATIONS FOR FURTHER REQUIREMENTS IN THE SCOPE.
- B. REFER TO 'GC' SERIES SHEETS FOR WORK PHASING REQUIREMENTS.
- C. CONTRACTOR SHALL FIELD VERIFY ALL EXISTING CONDITIONS AND REPORT ANY DISCREPANCIES TO THE VHA COR BEFORE PROCEEDING WITH WORK.
- D. REFER TO M-001 AND M-002 FOR ADDITIONAL GENERAL NOTES AND SYMBOLS.
- E. REFER TO HAZARDOUS MATERIAL SURVEY IN THE SPECIFICATIONS. DO NOT PROCEED WITH DEMOLITION OR DISTURBANCE OF ITEMS CONTAINING HAZARDOUS MATERIALS UNTIL ABATEMENT IN ACCORDANCE WITH HAZARDOUS MATERIAL ABATEMENT SPECIFICATIONS HAS BEEN PERFORMED.
- F. REFER TO GH100-SERIES SHEETS FOR OVERALL LIFE SAFETY REFERENCE PLANS AND FOR LEGEND OF RATED WALL TYPES AS SHOWN ON MECHANICAL PLANS.
- G. REFER TO SPECIFICATIONS 01 00 00 AND 23 05 10 FOR SELECTIVE DEMOLITION AND REPAIR REQUIREMENTS AT EXISTING CONSTRUCTION AFFECTED BY NEW WORK (EG WALLS, CHASES, CEILINGS, ETC.). HOLES LEFT FROM DEMOLISHING PIPE THAT IS NOT REPLACED IN KIND SHALL BE PATCHED TO MATCH THE SURROUNDING CONDITIONS, INCLUDING LIFE SAFETY RATINGS.
- H. REFER TO ARCHITECTURAL PLANS FOR TYPICAL LOCATIONS AND SCOPE DETAILS OF SELECTIVE DEMOLITION. LOCATIONS SHOWN THEREON ARE NOT NECESSARILY EXHAUSTIVE OF ALL THAT MAY BE REQUIRED. MECHANICAL AND GENERAL CONTRACTORS SHALL COORDINATE TO IDENTIFY AND ADDRESS ALL SUCH INSTANCES AS REQUIRED TO ACCOMPLISH THE WORK.
- I. REFERENCE M-602 FOR STEAM TRAP SCHEDULE.

**KEYNOTES**

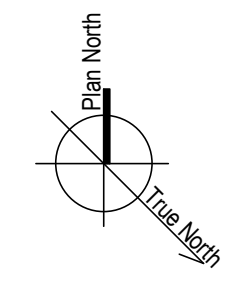
- 1. COORDINATE SHUTDOWN WITH COR.
- 2. DEMO STEAM TRAP MONITORING SYSTEM, CONDUIT, AND ASSOCIATED WIRING TO PANEL. SEE ELECTRICAL SHEET SERIES.



**KEY PLAN**



1 BUILDING 3 GARAGE - MECHANICAL PIPING PLAN - DEMO  
 1/8" = 1'-0"

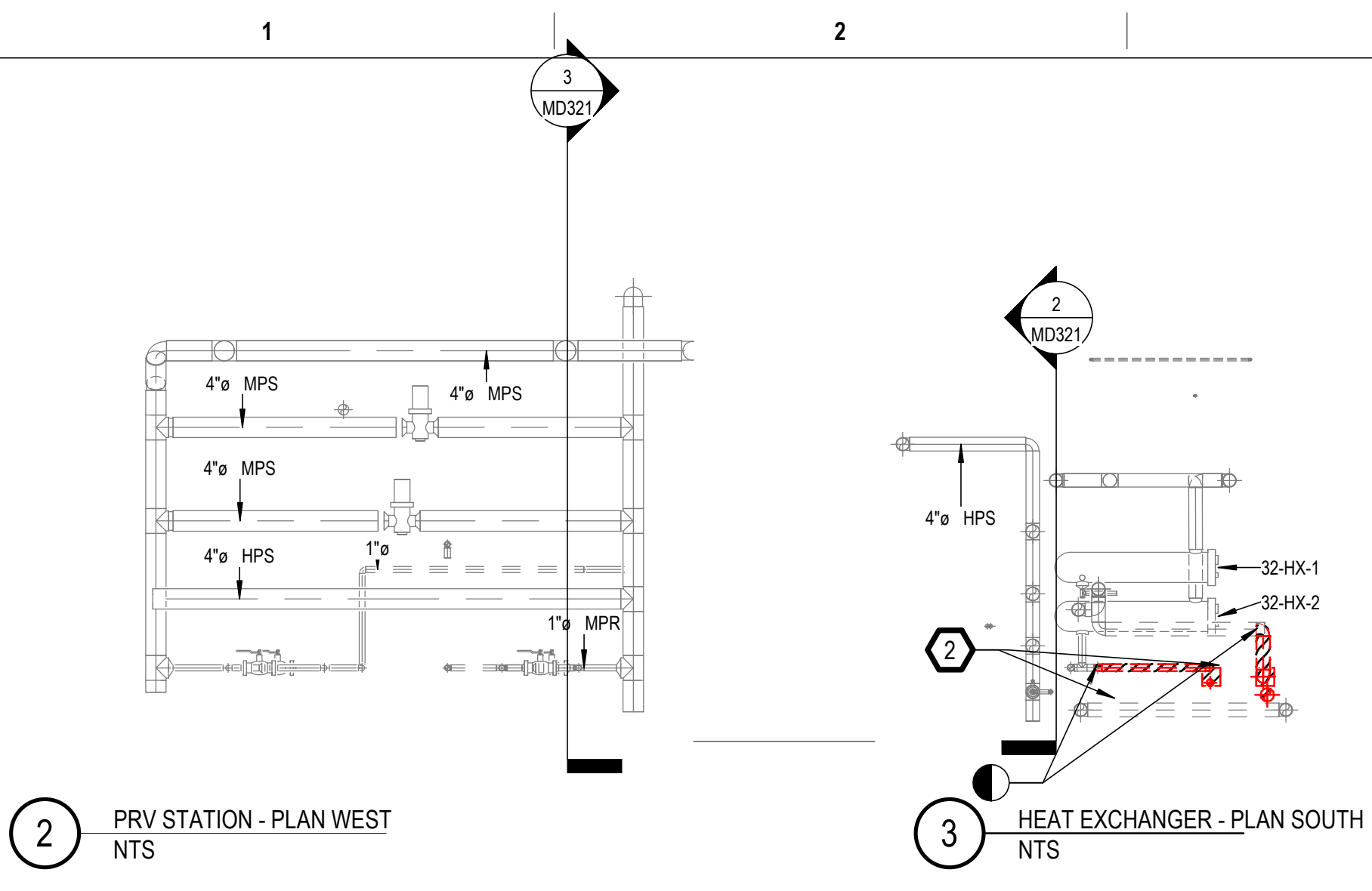


100% CONSTRUCTION DOCUMENTS - REV 1		09/30/2024		<b>CONSULTANTS:</b>		<b>ARCHITECT/ENGINEERS:</b>		<b>STAMP:</b>		Drawing Title		Phase		Project Title		Project Number			
						 VALHALLA ENGINEERING GROUP, LLC 750 W HAMPODEN AVE SUITE 300 ENGLEWOOD, CO 80110 (720) 550-6307 WWW.VALHALLAENGINEERING.COM				 U.S. Department of Veterans Affairs		BUILDING 3 - GARAGE DEMOLITION PLAN		100% CONSTRUCTION DOCUMENT		REPLACE STEAM SYSTEMS		503-19-112	
Issued:		Date:								Approved: Project Director				Location		Building Number			
														2907 PLEASANT VALLEY BLVD ALTOONA, PA 16602		3			
														Issue Date		Drawing Number			
														09/30/2024		MD302			
														Checked		Drawn			
														MB		AB			

9/30/2024 4:19:37 PM  
E:\M\360\20\_14\_Albana\_PA\_Schem\20\_14\_Albana\_Schem\_VEG MEP\_R19.rvt

A  
B  
C  
D  
E  
F

A  
B  
C  
D  
E  
F



2 PRV STATION - PLAN WEST NTS

3 HEAT EXCHANGER - PLAN SOUTH NTS

4 BUILDING 32 PRV NTS

5 Building 32 Heat exchangers NTS



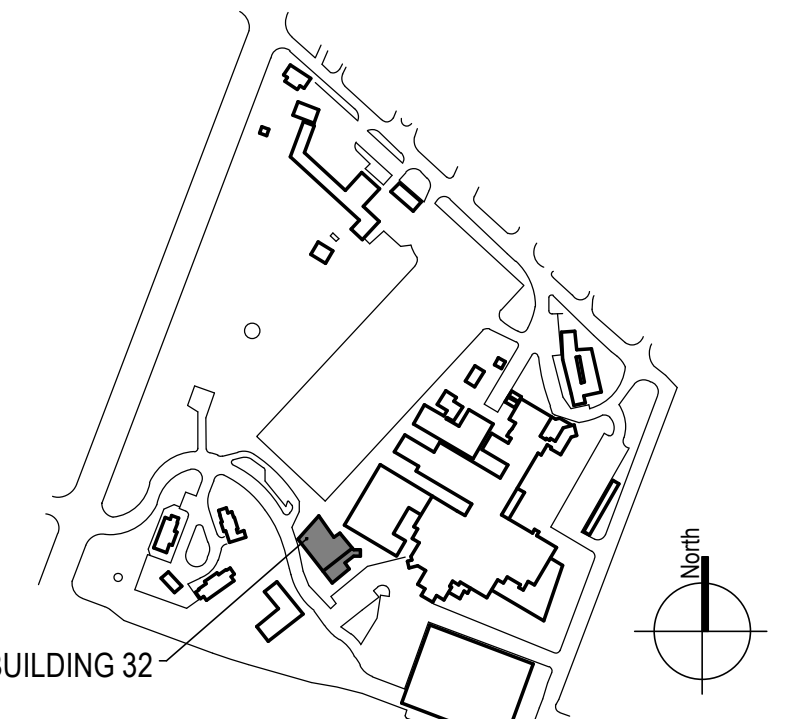
**GENERAL NOTES**

- A. REFER TO SPECIFICATIONS FOR FURTHER REQUIREMENTS IN THE SCOPE.
- B. REFER TO 'GC' SERIES SHEETS FOR WORK PHASING REQUIREMENTS.
- C. CONTRACTOR SHALL FIELD VERIFY ALL EXISTING CONDITIONS AND REPORT ANY DISCREPANCIES TO THE VHA COR BEFORE PROCEEDING WITH WORK.
- D. REFER TO M-001 AND M-002 FOR ADDITIONAL GENERAL NOTES AND SYMBOLS.
- E. REFER TO HAZARDOUS MATERIAL SURVEY IN THE SPECIFICATIONS. DO NOT PROCEED WITH DEMOLITION OR DISTURBANCE OF ITEMS CONTAINING HAZARDOUS MATERIALS UNTIL ABATEMENT IN ACCORDANCE WITH HAZARDOUS MATERIAL ABATEMENT SPECIFICATIONS HAS BEEN PERFORMED.
- F. REFER TO G1100-SERIES SHEETS FOR OVERALL LIFE SAFETY REFERENCE PLANS AND FOR LEGEND OF RATED WALL TYPES AS SHOWN ON MECHANICAL PLANS.
- G. REFER TO SPECIFICATIONS 01 00 00 AND 23 05 10 FOR SELECTIVE DEMOLITION AND REPAIR REQUIREMENTS AT EXISTING CONSTRUCTION AFFECTED BY NEW WORK (EG WALLS, CHASES, CEILINGS, ETC.). HOLES LEFT FROM DEMOLISHING PIPE THAT IS NOT REPLACED IN KIND SHALL BE PATCHED TO MATCH THE SURROUNDING CONDITIONS, INCLUDING LIFE SAFETY RATINGS.
- H. REFER TO ARCHITECTURAL PLANS FOR TYPICAL LOCATIONS AND SCOPE DETAILS OF SELECTIVE DEMOLITION. LOCATIONS SHOWN THEREON ARE NOT NECESSARILY EXHAUSTIVE OF ALL THAT MAY BE REQUIRED. MECHANICAL AND GENERAL CONTRACTORS SHALL COORDINATE TO IDENTIFY AND ADDRESS ALL SUCH INSTANCES AS REQUIRED TO ACCOMPLISH THE WORK.
- I. REFERENCE M-602 FOR STEAM TRAP SCHEDULE.

**KEYNOTES**

- 1. COORDINATE SHUTDOWN WITH COR.
- 2. DEMO HX TRAPS. SEE NEW WORK PLANS.
- 3. DOOR RELOCATION FOR TRAP CLEARANCE. SEE ARCH SHEET SERIES.

**KEY PLAN**



100% CONSTRUCTION DOCUMENTS - REV 1 09/30/2024 Issued: _____ Date: _____	CONSULTANTS:	ARCHITECT/ENGINEERS:  750 W HAMPODEN AVE SUITE 300 ENGLEWOOD, CO 80110 (720) 550-6307 WWW.VALHALLAENGINEERING.COM	STAMP: 	 U.S. Department of Veterans Affairs	Drawing Title <b>BUILDING 32 - DEMOLITION PLAN</b>	Phase <b>100% CONSTRUCTION DOCUMENT</b>	Project Title <b>REPLACE STEAM SYSTEMS</b>	Project Number <b>503-19-112</b>
					Approved: Project Director	Location 2907 PLEASANT VALLEY BLVD ALTOONA, PA 16602	Building Number <b>32</b>	Drawing Number <b>MD321</b>
Issue Date <b>09/30/2024</b>	Checked <b>MB</b>	Drawn <b>AB</b>						

B:\M 380\220\_H4\_Albana\_PA\_Steam\_VEG\MEP\_R19.rvt  
 9/30/2024 4:19:44 PM  
 VA FORM 08 - 6231

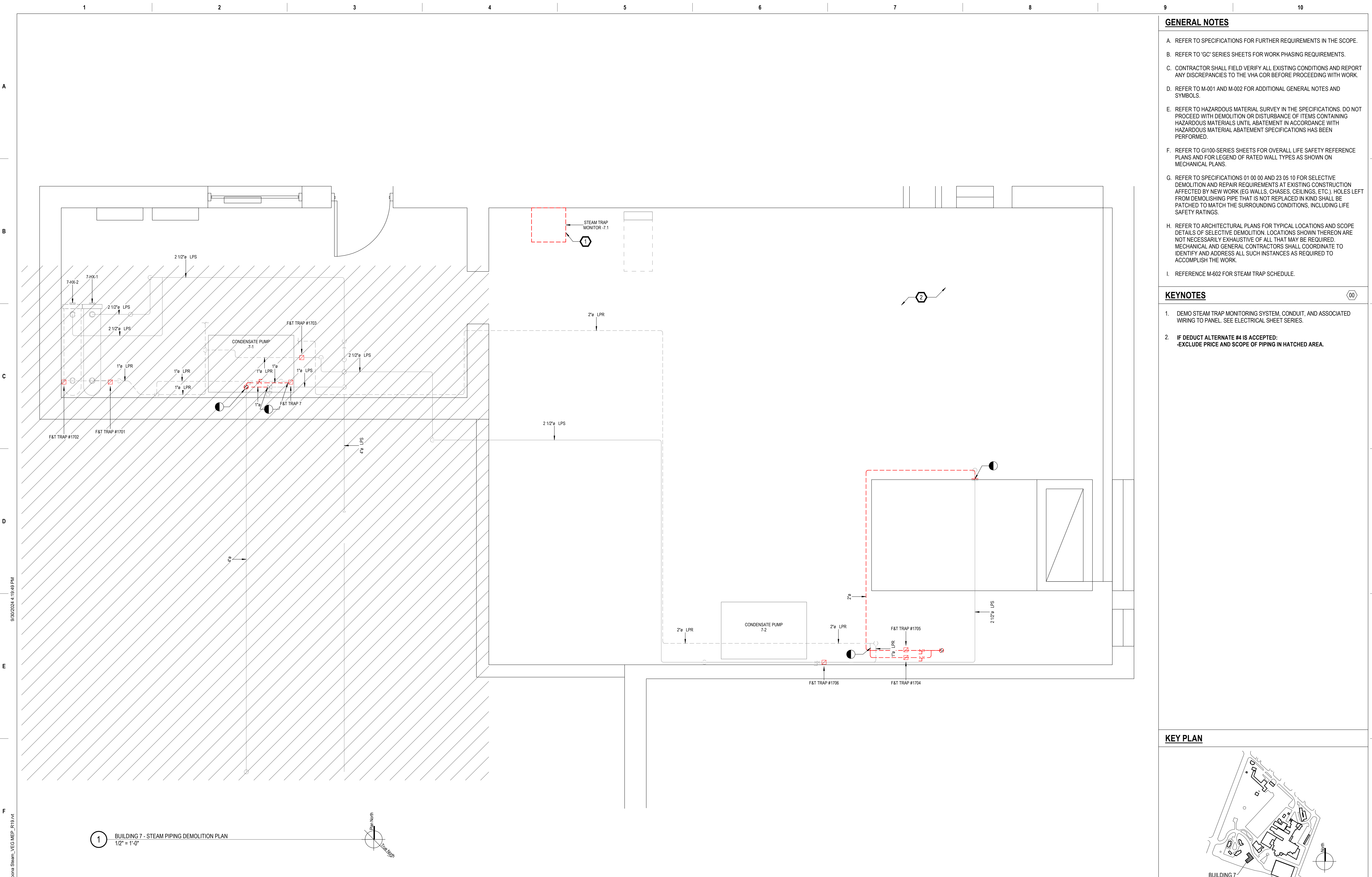
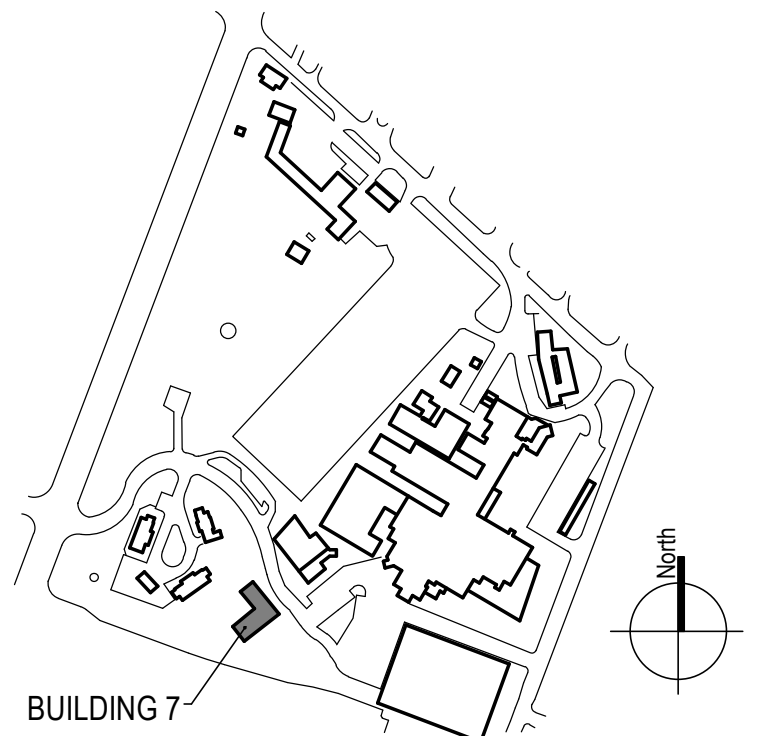
**GENERAL NOTES**

- A. REFER TO SPECIFICATIONS FOR FURTHER REQUIREMENTS IN THE SCOPE.
- B. REFER TO 'GC' SERIES SHEETS FOR WORK PHASING REQUIREMENTS.
- C. CONTRACTOR SHALL FIELD VERIFY ALL EXISTING CONDITIONS AND REPORT ANY DISCREPANCIES TO THE VHA COR BEFORE PROCEEDING WITH WORK.
- D. REFER TO M-001 AND M-002 FOR ADDITIONAL GENERAL NOTES AND SYMBOLS.
- E. REFER TO HAZARDOUS MATERIAL SURVEY IN THE SPECIFICATIONS. DO NOT PROCEED WITH DEMOLITION OR DISTURBANCE OF ITEMS CONTAINING HAZARDOUS MATERIALS UNTIL ABATEMENT IN ACCORDANCE WITH HAZARDOUS MATERIAL ABATEMENT SPECIFICATIONS HAS BEEN PERFORMED.
- F. REFER TO GH100-SERIES SHEETS FOR OVERALL LIFE SAFETY REFERENCE PLANS AND FOR LEGEND OF RATED WALL TYPES AS SHOWN ON MECHANICAL PLANS.
- G. REFER TO SPECIFICATIONS 01 00 00 AND 23 05 10 FOR SELECTIVE DEMOLITION AND REPAIR REQUIREMENTS AT EXISTING CONSTRUCTION AFFECTED BY NEW WORK (EG WALLS, CHASES, CEILINGS, ETC.). HOLES LEFT FROM DEMOLISHING PIPE THAT IS NOT REPLACED IN KIND SHALL BE PATCHED TO MATCH THE SURROUNDING CONDITIONS, INCLUDING LIFE SAFETY RATINGS.
- H. REFER TO ARCHITECTURAL PLANS FOR TYPICAL LOCATIONS AND SCOPE DETAILS OF SELECTIVE DEMOLITION. LOCATIONS SHOWN THEREON ARE NOT NECESSARILY EXHAUSTIVE OF ALL THAT MAY BE REQUIRED. MECHANICAL AND GENERAL CONTRACTORS SHALL COORDINATE TO IDENTIFY AND ADDRESS ALL SUCH INSTANCES AS REQUIRED TO ACCOMPLISH THE WORK.
- I. REFERENCE M-602 FOR STEAM TRAP SCHEDULE.

**KEYNOTES**

- 1. DEMO STEAM TRAP MONITORING SYSTEM, CONDUIT, AND ASSOCIATED WIRING TO PANEL. SEE ELECTRICAL SHEET SERIES.
- 2. IF DEDUCT ALTERNATE #4 IS ACCEPTED:  
-EXCLUDE PRICE AND SCOPE OF PIPING IN HATCHED AREA.

**KEY PLAN**



1 BUILDING 7 - STEAM PIPING DEMOLITION PLAN  
1/2" = 1'-0"

100% CONSTRUCTION DOCUMENTS - REV 1	09/30/2024	CONSULTANTS:	ARCHITECT/ENGINEERS: <b>VALHALLA ENGINEERING GROUP, LLC</b> 750 W HAMPODEN AVE SUITE 300 ENGLEWOOD, CO 80110 (720) 550-6307 WWW.VALHALLAENGINEERING.COM	STAMP: 		Drawing Title <b>BUILDING 7 - DEMOLITION PLAN</b>	Phase <b>100% CONSTRUCTION DOCUMENT</b>	Project Title <b>REPLACE STEAM SYSTEMS</b>	Project Number <b>503-19-112</b>
	Issued:					Date:	Approved: Project Director		Location 2907 PLEASANT VALLEY BLVD ALTOONA, PA 16602

GENERAL NOTES

A. REFER TO 'MD' SHEET SERIES FOR GENERAL NOTES AND OVERALL PIPING DEMOLITION PLANS.



11 MECHANICAL ROOM BA10 - TYPICAL OVERHEAD STEAM PIPING NTS




8 MECHANICAL ROOM BA10 - EXISTING PNEUMATIC CONTROLS EXAMPLE NTS



3 MECHANICAL ROOM BB12 - EXISTING HWHS NTS



10 MECHANICAL ROOM BA10 - EXISTING HPS ZONE VALVES NTS



7 MECHANICAL ROOM BB15F - EXISTING CONDENSATE PUMP NTS



5 MECHANICAL ROOM BB12 - EXISTING CONDENSATE PUMP NTS



2 MECHANICAL ROOM BA10 - EXISTING DOMESTIC PUMPS AND HEATERS NTS



9 MECHANICAL ROOM BC11 - EXISTING CONDENSATE PUMP NTS



6 MECHANICAL ROOM BA10 - EXISTING CONDENSATE LINES NTS



4 MECHANICAL ROOM BA10 - EXISTING STEAM PUMPS NTS



1 MECHANICAL ROOM BB12 - EXISTING HPS ZONE VALVES NTS

9/30/2024 4:19:53 PM  
E:\300\2024\_HA\_Albana\_PA\_Steam\100%MEP\_R19.rvt  
VA FORM 08 - 6231

100% CONSTRUCTION DOCUMENTS - REV 1	09/30/2024
Issued:	Date:

**CONSULTANTS:**

1128 EIGHTH AVE  
ALTOONA, PA 16602  
(814) 944-5035  
WWW.EADSGROUP.COM

**ARCHITECT/ENGINEERS:**

750 W HAMPOEN AVE  
SUITE 300  
ENGLEWOOD, CO 80110  
(720) 950-8307  
WWW.VALHALLAENGINEERING.COM

**STAMP:**

VEG.20.14

U.S. Department of Veterans Affairs

Drawing Title  
**EXISTING MECHANICAL ROOM REFERENCE PHOTOS**

Approved: Project Director

Phase  
**100% CONSTRUCTION DOCUMENT**

Project Title  
**REPLACE STEAM SYSTEMS**

Location  
2907 PLEASANT VALLEY BLVD ALTOONA, PA 16602

Issue Date  
09/30/2024

Checked  
MB

Drawn  
NT

Project Number  
503-19-112

Building Number  
1

Drawing Number  
**MD801**

**GENERAL NOTES**

A. REFER TO 'MD' SHEET SERIES FOR GENERAL NOTES AND OVERALL PIPING DEMOLITION PLANS.



6 BUILDING 3 UNIT HEATER TRAP #1735  
NTS




3 BUILDING 3 UNIT HEATER TRAP #1729  
NTS



5 BUILDING 3 UNIT HEATER TRAP #1734  
NTS



2 BUILDING 3 END OF LINE TRAP #1733  
NTS



7 UNIT HEATER TRAP #1728  
NTS

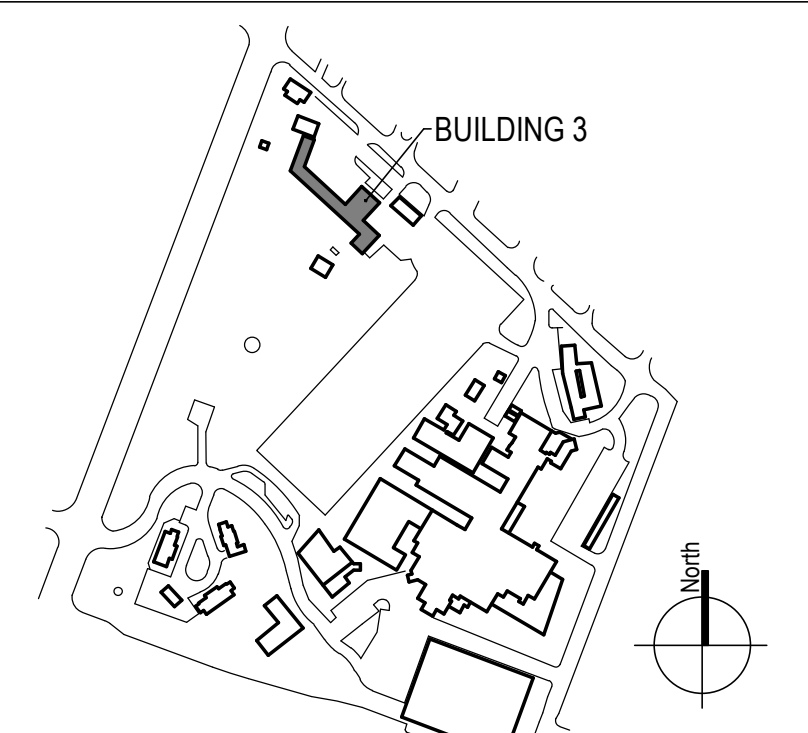


4 BUILDING 3 UNIT HEATER TRAP #1730  
NTS



1 BUILDING 3 UNIT HEATER TRAP #1722  
NTS

**KEY PLAN**



100% CONSTRUCTION DOCUMENTS - REV 1

09/30/2024

CONSULTANTS:

ARCHITECT/ENGINEERS:

STAMP:

Drawing Title

EXISTING BUILDING 3 REFERENCE PHOTOS

Phase

100% CONSTRUCTION DOCUMENT

Project Title

REPLACE STEAM SYSTEMS

Project Number

503-19-112

Building Number

3

Drawing Number

MD802

Location

2907 PLEASANT VALLEY BLVD ALTOONA, PA 16602

Issue Date

09/30/2024

Checked


MB

Drawn

AB

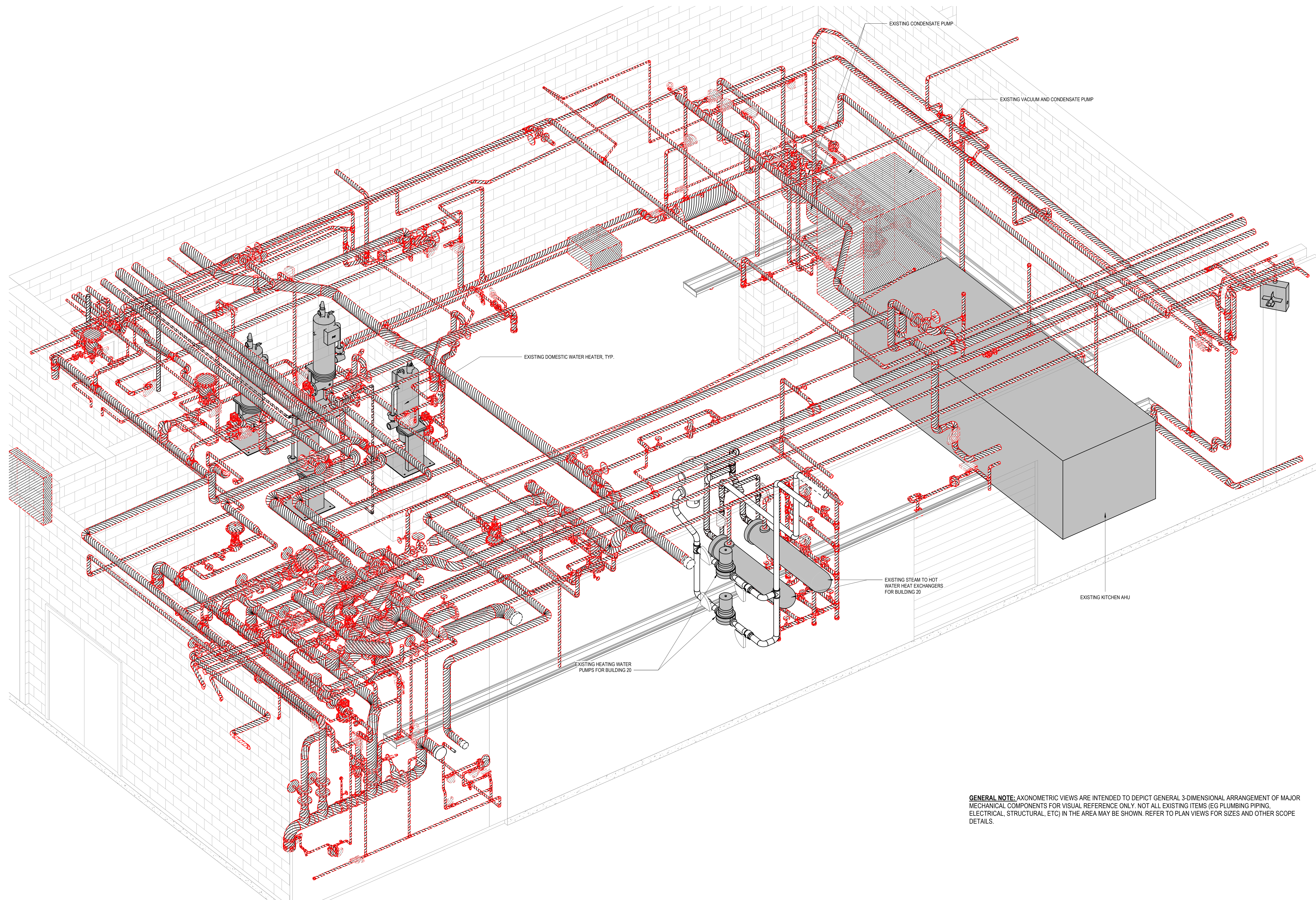


750 W HAMPODEN AVE  
SUITE 300  
ENGLEWOOD, CO 80110  
(720) 550-8307  
WWW.VALHALLAENGINEERING.COM



U.S. Department of Veterans Affairs

Approved: Project Director



**GENERAL NOTE:** AXONOMETRIC VIEWS ARE INTENDED TO DEPICT GENERAL 3-DIMENSIONAL ARRANGEMENT OF MAJOR MECHANICAL COMPONENTS FOR VISUAL REFERENCE ONLY. NOT ALL EXISTING ITEMS (EG PLUMBING PIPING, ELECTRICAL, STRUCTURAL, ETC) IN THE AREA MAY BE SHOWN. REFER TO PLAN VIEWS FOR SIZES AND OTHER SCOPE DETAILS.

3 BA10 STEAM ENTRANCE AXONOMETRIC VIEW - EXISTING & DEMO  
NTS

100% CONSTRUCTION DOCUMENTS - REV 1	09/30/2024
Issued:	Date:

**CONSULTANTS:**




1128 EIGHTH AVE  
ALTOONA, PA 16602  
(814) 944-5035  
WWW.EADSGROUP.COM

**ARCHITECT/ENGINEERS:**



750 W HAMPTON AVE  
SUITE 300  
ENGLEWOOD, CO 80110  
(720) 950-8307  
WWW.VALHALLAENGINEERING.COM

**STAMP:**




Drawing Title  
**MECHANICAL AXONOMETRIC VIEWS - EXISTING & DEMO**

Approved: Project Director

Phase  
**100% CONSTRUCTION DOCUMENT**

Project Title  
**REPLACE STEAM SYSTEMS**

Location  
2907 PLEASANT VALLEY BLVD ALTOONA, PA 16602

Issue Date  
09/30/2024

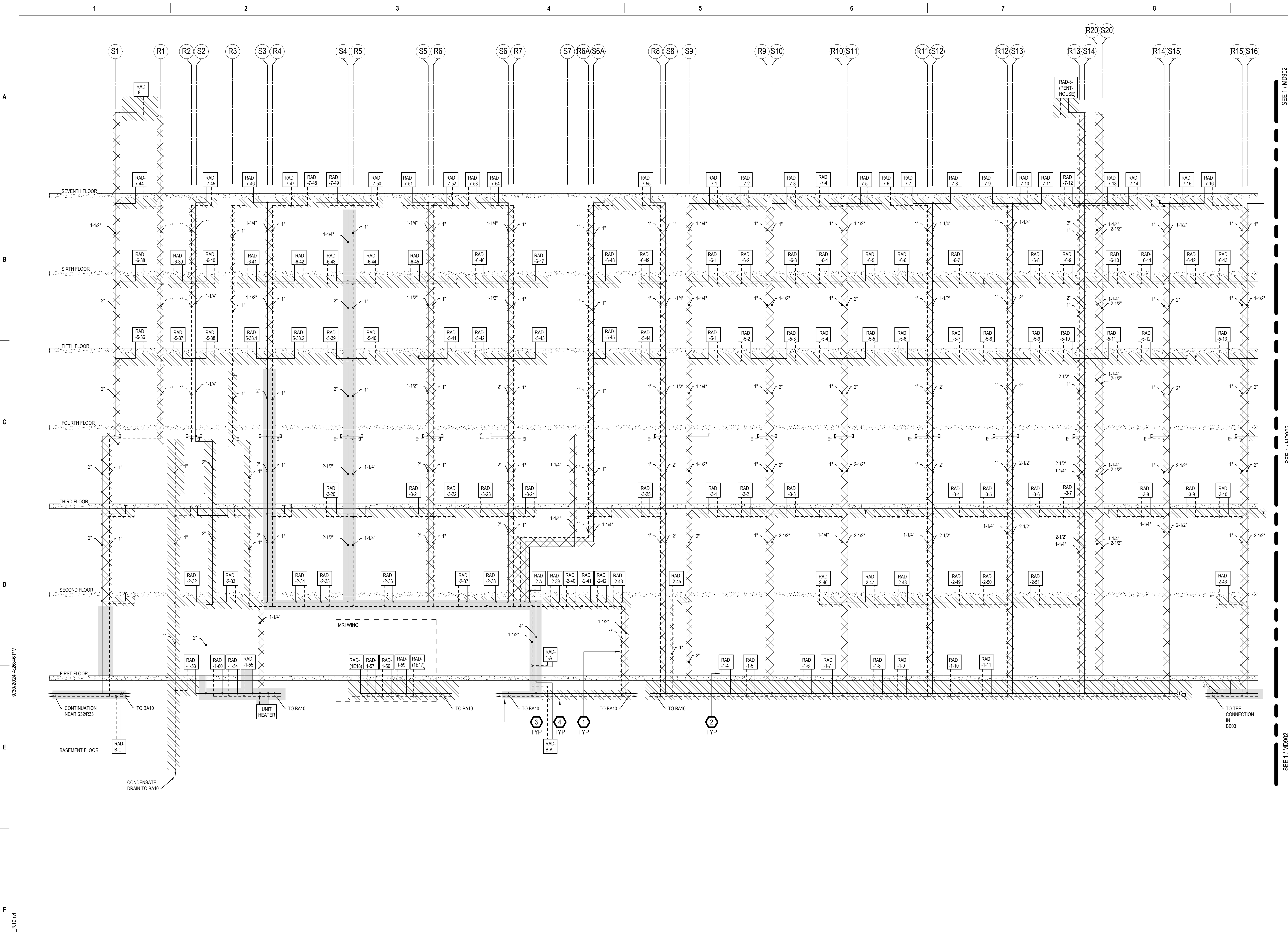
Checked  
MB

Drawn  
AB

Project Number  
503-19-112

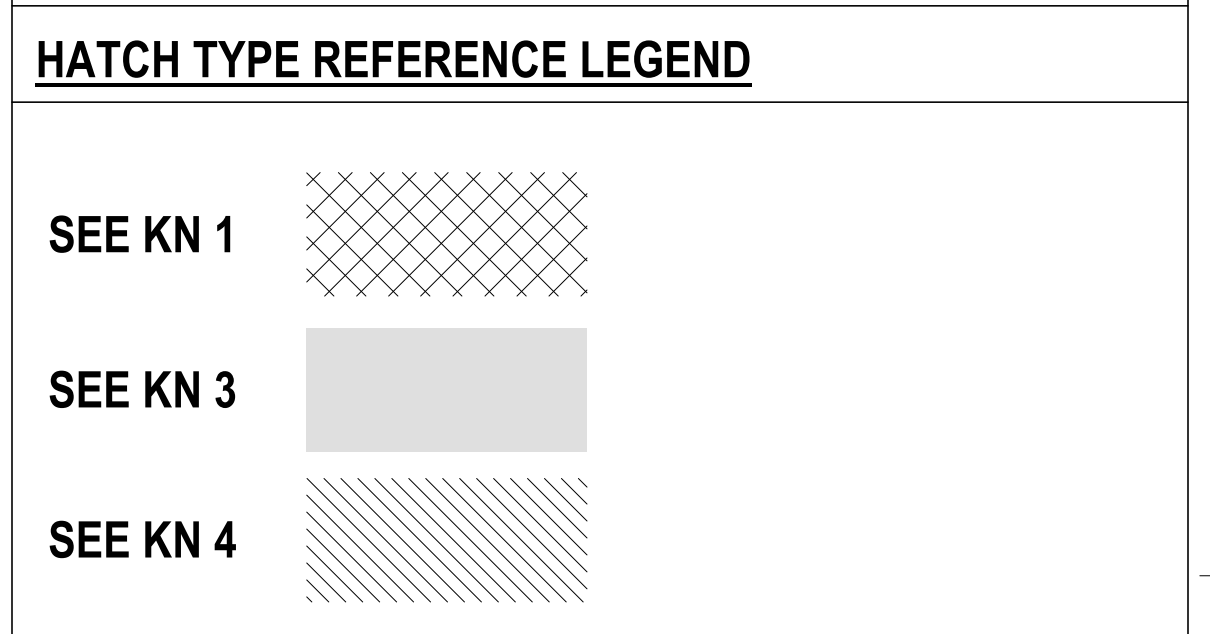
Building Number  
1

Drawing Number  
**MD803**



- GENERAL NOTES**
- A. REFER TO MD100 SERIES AND MP100 SERIES SHEETS FOR PLAN LOCATIONS OF DEMO, ABANDON-IN-PLACE, AND NEW PIPING.
  - B. REFER TO 'GC' SERIES SHEETS FOR WORK PHASING REQUIREMENTS.
  - C. CONTRACTOR SHALL FIELD VERIFY ALL EXISTING CONDITIONS AND REPORT ANY DISCREPANCIES TO THE VHA COR BEFORE PROCEEDING WITH WORK.
  - D. REFER TO HAZARDOUS MATERIAL SURVEY IN THE SPECIFICATIONS. DO NOT PROCEED WITH DEMOLITION OR DISTURBANCE OF ITEMS CONTAINING HAZARDOUS MATERIALS UNTIL ABATEMENT IN ACCORDANCE WITH HAZARDOUS MATERIAL ABATEMENT SPECIFICATIONS HAS BEEN PERFORMED.
  - E. STAIRWELL RADIATORS SHALL BE DEMOLISHED AND REMOVED, WITH SURROUNDING FINISHES RESTORED TO LIKE-NEW CONDITION. REF DEMO PLANS AND AE SHEET SERIES.

- KEYNOTES**
1. CUT CAP AND MAKE SAFE. ABANDON PIPING IN PLACE.
  2. ABANDON PIPING BELOW AND WITHIN RADIATORS IN PLACE. MIGRATE DIGITAL VALVE CONTROLS TO NEW RADIANT CEILING PANELS. REFUSE LOCAL CONTROLLER I/O POINT SPACE. PROVIDE NEW CONTROL WIRING AND CONDUIT.
  3. EXISTING STEAM AND CONDENSATE PIPING TO BE DEMO AND REPLACED. REFER TO NEW WORK PLANS.
  4. DEMO STEAM AND CONDENSATE PIPING ABOVE ACCESSIBLE CEILING. CAP AT FLOOR OR CHASE PENETRATIONS AND ABANDON IN PLACE PER SPECIFICATIONS 23 05 10.



1 LOW PRESSURE STEAM RISER DIAGRAM NTS

100% CONSTRUCTION DOCUMENTS - REV 1 Date: 09/30/2024	<b>CONSULTANTS:</b>  1128 EIGHTH AVE ALTOONA, PA 16602 (814) 944-5035 WWW.EADSGROUP.COM	<b>ARCHITECT/ENGINEERS:</b>  750 W HAMPODEN AVE SUITE 300 ENGLEWOOD, CO 80110 (720) 950-8307 WWW.VALHALLAENGINEERING.COM	<b>STAMP:</b> 	Drawing Title <b>DEMO RISER DIAGRAM STEAM LOW PRESSURE</b> Approved: Project Director	Phase <b>100% CONSTRUCTION DOCUMENT</b>	Project Title <b>REPLACE STEAM SYSTEMS</b> Location 2907 PLEASANT VALLEY BLVD ALTOONA, PA 16602 Issue Date 09/30/2024	Project Number <b>503-19-112</b> Building Number <b>1</b> Drawing Number <b>MD901</b>
---	--	--	-------------------	---	--	--	--




**GENERAL NOTES**

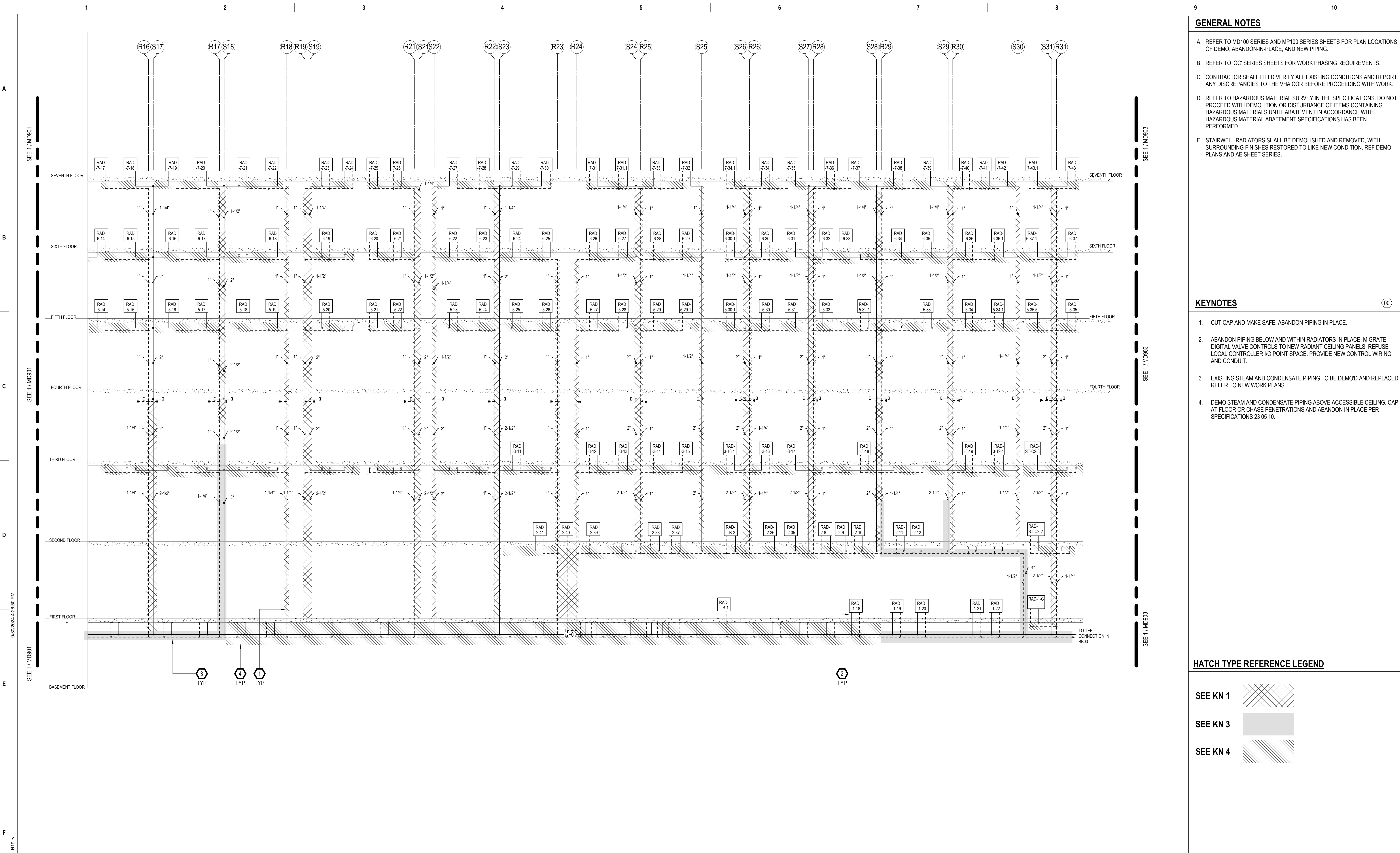
- A. REFER TO MD100 SERIES AND MP100 SERIES SHEETS FOR PLAN LOCATIONS OF DEMO, ABANDON-IN-PLACE, AND NEW PIPING.
- B. REFER TO 'GC' SERIES SHEETS FOR WORK PHASING REQUIREMENTS.
- C. CONTRACTOR SHALL FIELD VERIFY ALL EXISTING CONDITIONS AND REPORT ANY DISCREPANCIES TO THE VHA COR BEFORE PROCEEDING WITH WORK.
- D. REFER TO HAZARDOUS MATERIAL SURVEY IN THE SPECIFICATIONS. DO NOT PROCEED WITH DEMOLITION OR DISTURBANCE OF ITEMS CONTAINING HAZARDOUS MATERIALS UNTIL ABATEMENT IN ACCORDANCE WITH HAZARDOUS MATERIAL ABATEMENT SPECIFICATIONS HAS BEEN PERFORMED.
- E. STAIRWELL RADIATORS SHALL BE DEMOLISHED AND REMOVED, WITH SURROUNDING FINISHES RESTORED TO LIKE-NEW CONDITION. REF DEMO PLANS AND AE SHEET SERIES.

**KEYNOTES**





- 1. CUT CAP AND MAKE SAFE. ABANDON PIPING IN PLACE.
- 2. ABANDON PIPING BELOW AND WITHIN RADIATORS IN PLACE. MIGRATE DIGITAL VALVE CONTROLS TO NEW RADIANT CEILING PANELS. REFUSE LOCAL CONTROLLER I/O POINT SPACE. PROVIDE NEW CONTROL WIRING AND CONDUIT.
- 3. EXISTING STEAM AND CONDENSATE PIPING TO BE DEMOD AND REPLACED. REFER TO NEW WORK PLANS.
- 4. DEMO STEAM AND CONDENSATE PIPING ABOVE ACCESSIBLE CEILING. CAP AT FLOOR OR CHASE PENETRATIONS AND ABANDON IN PLACE PER SPECIFICATIONS 23 05 10.

**HATCH TYPE REFERENCE LEGEND**

- SEE KN 1 
- SEE KN 3 
- SEE KN 4 



1 LOW PRESSURE STEAM RISER DIAGRAM  
NTS

100% CONSTRUCTION DOCUMENTS - REV 1	09/30/2024	<b>CONSULTANTS:</b>  1128 EIGHTH AVE ALTOONA, PA 16602 (814) 944-5035 WWW.EADSGROUP.COM	<b>ARCHITECT/ENGINEERS:</b>  750 W HAMPODEN AVE SUITE 300 ENGLEWOOD, CO 80110 (720) 950-8307 WWW.VALHALLAENGINEERING.COM	<b>STAMP:</b>  10/01/2024	 U.S. Department of Veterans Affairs	Drawing Title <b>DEMO RISER DIAGRAM STEAM                  LOW PRESSURE</b> Approved: Project Director	Phase <b>100% CONSTRUCTION                  DOCUMENT</b>	Project Title <b>REPLACE STEAM SYSTEMS</b>	Project Number <b>503-19-112</b> Building Number <b>1</b> Drawing Number <b>MD902</b>	
Issue Date 09/30/2024	Checked MB	Drawn AB								






**GENERAL NOTES**

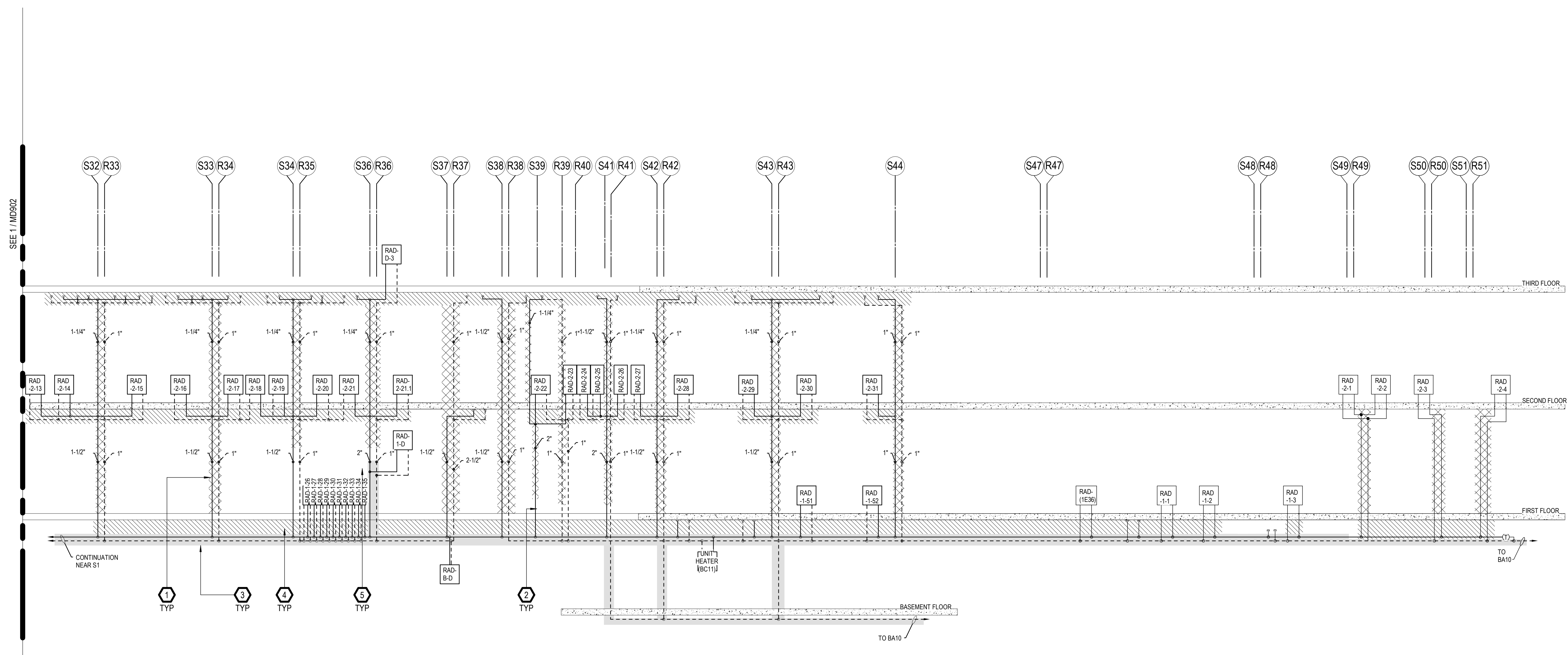
- A. REFER TO MD100 SERIES AND MP100 SERIES SHEETS FOR PLAN LOCATIONS OF DEMO, ABANDON-IN-PLACE, AND NEW PIPING.
- B. REFER TO 'GC' SERIES SHEETS FOR WORK PHASING REQUIREMENTS.
- C. CONTRACTOR SHALL FIELD VERIFY ALL EXISTING CONDITIONS AND REPORT ANY DISCREPANCIES TO THE VHA COR BEFORE PROCEEDING WITH WORK.
- D. REFER TO HAZARDOUS MATERIAL SURVEY IN THE SPECIFICATIONS. DO NOT PROCEED WITH DEMOLITION OR DISTURBANCE OF ITEMS CONTAINING HAZARDOUS MATERIALS UNTIL ABATEMENT IN ACCORDANCE WITH HAZARDOUS MATERIAL ABATEMENT SPECIFICATIONS HAS BEEN PERFORMED.
- E. STAIRWELL RADIATORS SHALL BE DEMOLISHED AND REMOVED, WITH SURROUNDING FINISHES RESTORED TO LIKE-NEW CONDITION. REF DEMO PLANS AND AE SHEET SERIES.

**KEYNOTES**





1. CUT CAP AND MAKE SAFE. ABANDON PIPING IN PLACE.
2. ABANDON PIPING BELOW AND WITHIN RADIATORS IN PLACE. MIGRATE DIGITAL VALVE CONTROLS TO NEW RADIANT CEILING PANELS.
3. EXISTING STEAM AND CONDENSATE PIPING TO BE DEMO'D AND REPLACED. REFER TO NEW WORK PLANS.
4. DEMO STEAM AND CONDENSATE PIPING ABOVE ACCESSIBLE CEILING. CAP AT FLOOR OR CHASE PENETRATIONS AND ABANDON IN PLACE PER SPECIFICATIONS 23 05 10.
5. CONNECT MAINS TO HUMIDIFIER BRANCH RUNOUTS.

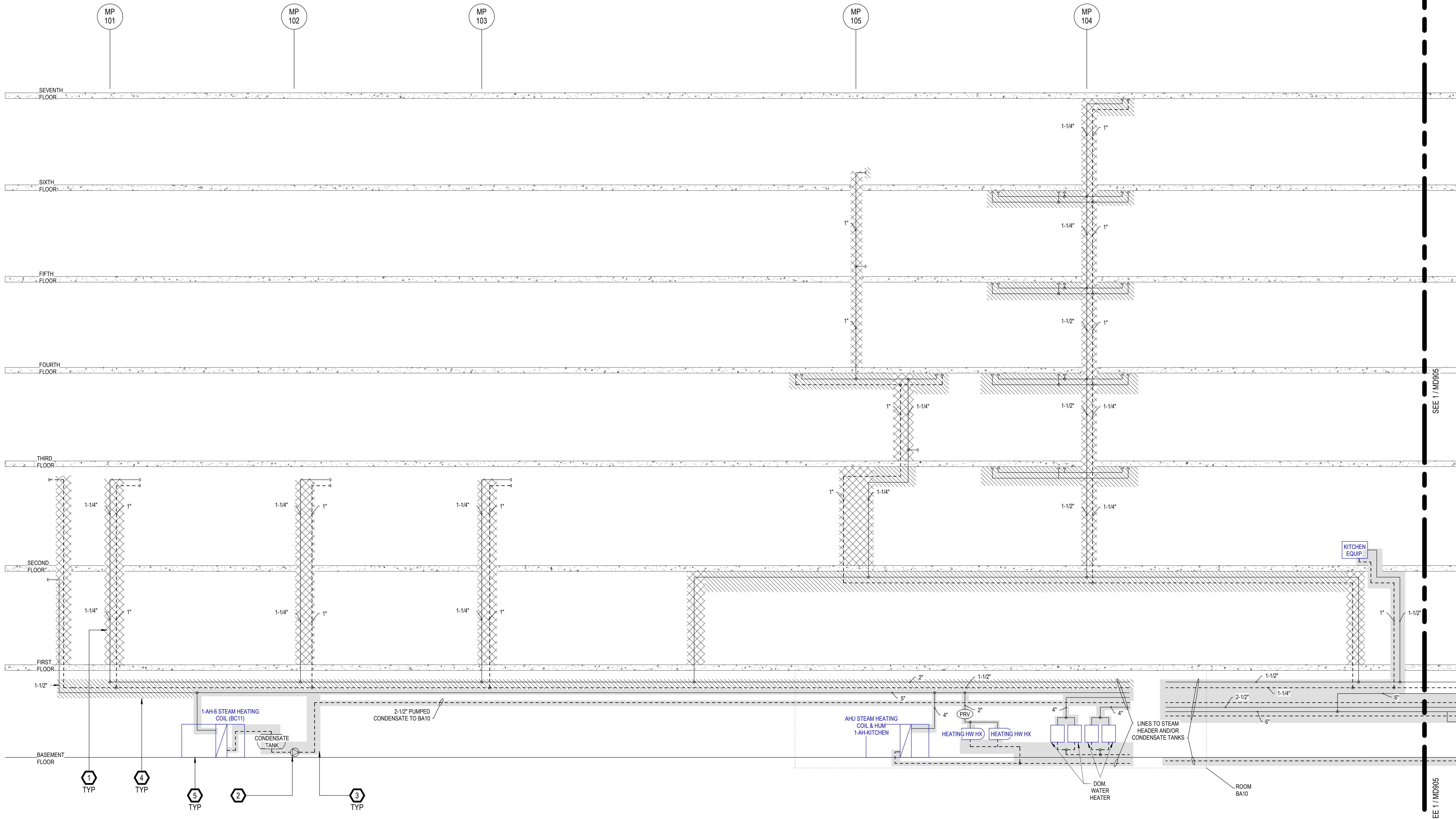
**HATCH TYPE REFERENCE LEGEND**

- SEE KN 1 
- SEE KN 3 
- SEE KN 4 



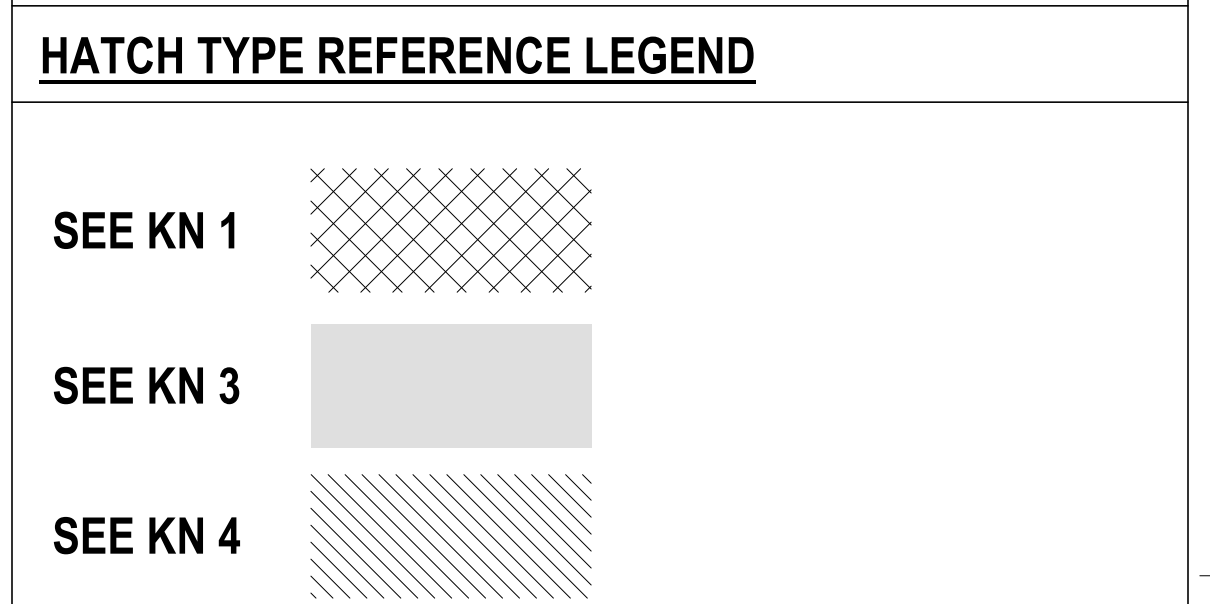
1 LOW PRESSURE STEAM RISER DIAGRAM  
NTS

100% CONSTRUCTION DOCUMENTS - REV 1	09/30/2024	CONSULTANTS:  ENGINEERING ARCHITECTURE AND DESIGN SERVICES	ARCHITECT/ENGINEERS:  1128 EIGHTH AVE. ALTOONA, PA 16602 (814) 944-5035 WWW.EADSGROUP.COM	STAMP:  10/01/2024	 U.S. Department of Veterans Affairs	Drawing Title <b>DEMO RISER DIAGRAM STEAM LOW PRESSURE</b>	Phase <b>100% CONSTRUCTION DOCUMENT</b>	Project Title <b>REPLACE STEAM SYSTEMS</b>	Project Number <b>503-19-112</b>		
Issued:	Date:					Approved: Project Director		Location 2907 PLEASANT VALLEY BLVD ALTOONA, PA 16602	Building Number <b>1</b>		
								Issue Date 09/30/2024	Checked MB	Drawn AB	Drawing Number <b>MD903</b>



- GENERAL NOTES**
- A. REFER TO MD100 SERIES AND MP100 SERIES SHEETS FOR PLAN LOCATIONS OF DEMO, ABANDON-IN-PLACE, AND NEW PIPING.
  - B. REFER TO 'GC' SERIES SHEETS FOR WORK PHASING REQUIREMENTS.
  - C. CONTRACTOR SHALL FIELD VERIFY ALL EXISTING CONDITIONS AND REPORT ANY DISCREPANCIES TO THE VHA COR BEFORE PROCEEDING WITH WORK.
  - D. REFER TO HAZARDOUS MATERIAL SURVEY IN THE SPECIFICATIONS. DO NOT PROCEED WITH DEMOLITION OR DISTURBANCE OF ITEMS CONTAINING HAZARDOUS MATERIALS UNTIL ABATEMENT IN ACCORDANCE WITH HAZARDOUS MATERIAL ABATEMENT SPECIFICATIONS HAS BEEN PERFORMED.
  - E. STAIRWELL RADIATORS SHALL BE DEMOLISHED AND REMOVED, WITH SURROUNDING FINISHES RESTORED TO LIKE-NEW CONDITION. REF DEMO PLANS AND AE SHEET SERIES.

- KEYNOTES**
- 1. CUT CAP AND MAKE SAFE. ABANDON PIPING IN PLACE.
  - 2. REPLACE CONDENSATE PUMP. REFER TO PLANS.
  - 3. EXISTING STEAM AND CONDENSATE PIPING TO BE DEMO'D AND REPLACED. REFER TO NEW WORK PLANS.
  - 4. DEMO STEAM AND CONDENSATE PIPING ABOVE ACCESSIBLE CEILING. CAP AT FLOOR OR CHASE PENETRATIONS AND ABANDON IN PLACE PER SPECIFICATIONS 23 05 10.
  - 5. EXISTING PIPING/EQUIPMENT TO REMAIN.



1 MEDIUM PRESSURE STEAM RISER DIAGRAM NTS

<p>100% CONSTRUCTION DOCUMENTS - REV 1</p> <p>09/30/2024</p> <p>Issued: _____ Date: _____</p>	<p><b>CONSULTANTS:</b></p> <p>ENGINEERING ARCHITECTURE AND DESIGN SERVICES</p> <p>1126 EIGHTH AVE ALTOONA, PA 16602 (814) 944-5035 WWW.EADSGROUP.COM</p>	<p><b>ARCHITECT/ENGINEERS:</b></p> <p>750 W HAMPODEN AVE SUITE 300 ENGLEWOOD, CO 80110 (720) 950-8307 WWW.VALHALLAENGINEERING.COM</p>	<p><b>STAMP:</b></p>	<p>U.S. Department of Veterans Affairs</p>	<p>Drawing Title</p> <p><b>DEMO RISER DIAGRAM STEAM MEDIUM PRESSURE</b></p> <p>Approved: Project Director</p>	<p>Phase</p> <p><b>100% CONSTRUCTION DOCUMENT</b></p>	<p>Project Title</p> <p><b>REPLACE STEAM SYSTEMS</b></p> <p>Location 2907 PLEASANT VALLEY BLVD ALTOONA, PA 16602</p> <p>Issue Date 09/30/2024</p>	<p>Project Number</p> <p>503-19-112</p> <p>Building Number</p> <p>1</p> <p>Drawing Number</p> <p><b>MD904</b></p>
---	--	---	----------------------	--	---	---	---	---


**GENERAL NOTES**

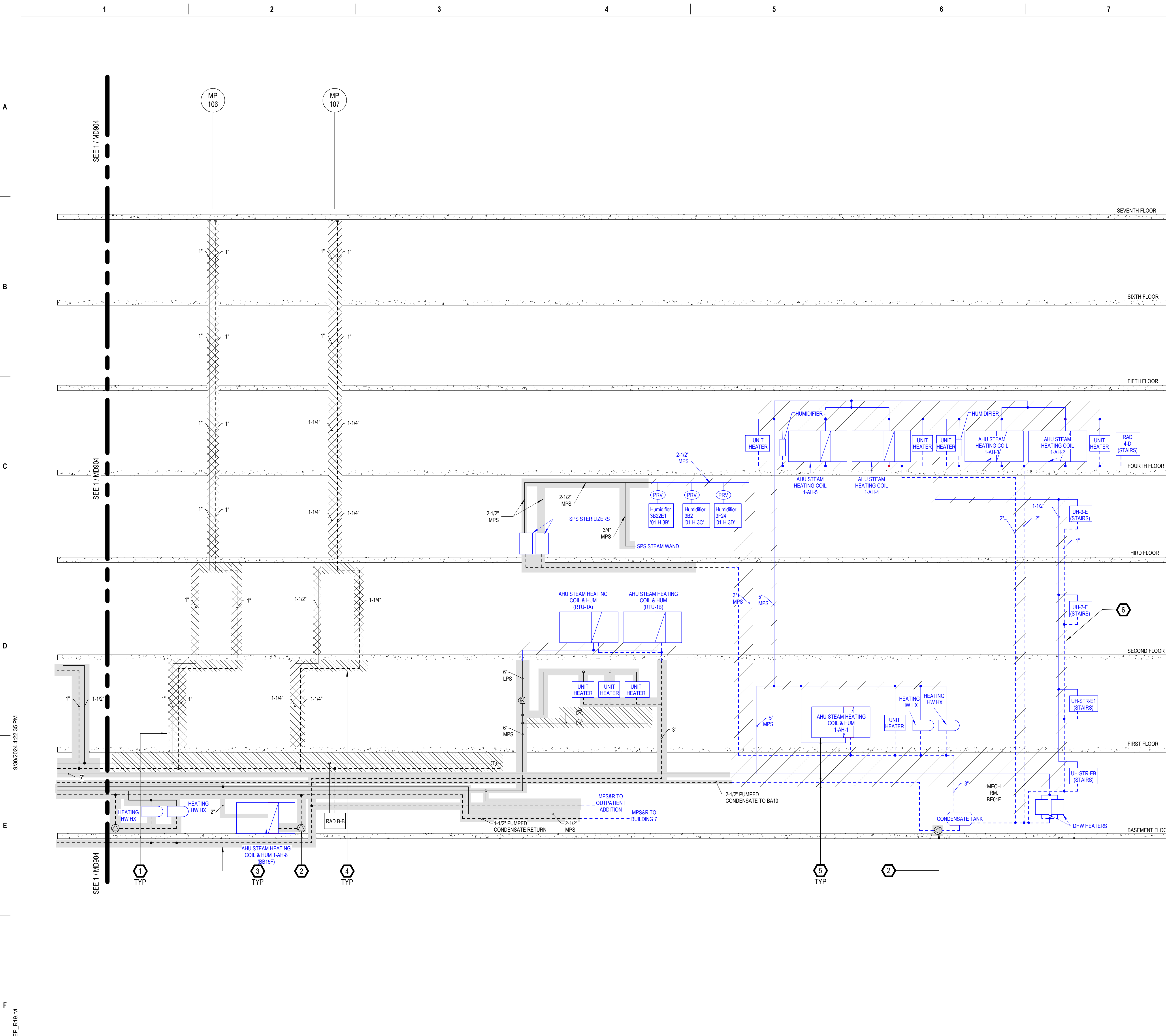
- A. REFER TO MD100 SERIES AND MP100 SERIES SHEETS FOR PLAN LOCATIONS OF DEMO, ABANDON-IN-PLACE, AND NEW PIPING.
- B. REFER TO 'GC' SERIES SHEETS FOR WORK PHASING REQUIREMENTS.
- C. CONTRACTOR SHALL FIELD VERIFY ALL EXISTING CONDITIONS AND REPORT ANY DISCREPANCIES TO THE VHA COR BEFORE PROCEEDING WITH WORK.
- D. REFER TO HAZARDOUS MATERIAL SURVEY IN THE SPECIFICATIONS. DO NOT PROCEED WITH DEMOLITION OR DISTURBANCE OF ITEMS CONTAINING HAZARDOUS MATERIALS UNTIL ABATEMENT IN ACCORDANCE WITH HAZARDOUS MATERIAL ABATEMENT SPECIFICATIONS HAS BEEN PERFORMED.
- E. STAIRWELL RADIATORS SHALL BE DEMOLISHED AND REMOVED, WITH SURROUNDING FINISHES RESTORED TO LIKE-NEW CONDITION. REF DEMO PLANS AND AE SHEET SERIES.

**KEYNOTES**





- 1. CUT CAP AND MAKE SAFE. ABANDON PIPING IN PLACE.
- 2. REPLACE CONDENSATE PUMP. REFER TO PLANS.
- 3. EXISTING STEAM AND CONDENSATE PIPING TO BE DEMO AND REPLACED. REFER TO NEW WORK PLANS.
- 4. DEMO STEAM AND CONDENSATE PIPING ABOVE ACCESSIBLE CEILING. CAP AT FLOOR OR CHASE PENETRATIONS AND ABANDON IN PLACE PER SPECIFICATIONS 23 05 10.
- 5. EXISTING PIPING/EQUIPMENT TO REMAIN.
- 6. EXISTING STEAM AND CONDENSATE PIPING TO BE DEMO AND REPLACED. REFER TO NEW WORK PLANS. IF DUCT ALTERNATIVE #1 IS ACCEPTED, REPLACE TRAPS AS SCHEDULED AND INSULATION ONLY (EXISTING PIPING TO REMAIN).

**HATCH TYPE REFERENCE LEGEND**

- SEE KN 1 
- SEE KN 3 
- SEE KN 4 



**1** MEDIUM PRESSURE STEAM RISER DIAGRAM  
NTS

100% CONSTRUCTION DOCUMENTS - REV 1 Date: 09/30/2024	<b>CONSULTANTS:</b>  1126 EIGHTH AVE ALTOONA, PA 16602 (814) 944-5035 WWW.EADSGROUP.COM	<b>ARCHITECT/ENGINEERS:</b>  750 W HAMPODEN AVE SUITE 300 ENGLEWOOD, CO 80110 (720) 550-8307 WWW.VALHALLAENGINEERING.COM	<b>STAMP:</b>  10/01/2024		Drawing Title <b>DEMO RISER DIAGRAM STEAM MEDIUM PRESSURE</b> Approved: Project Director	Phase <b>100% CONSTRUCTION DOCUMENT</b>	Project Title <b>REPLACE STEAM SYSTEMS</b>	Project Number <b>503-19-112</b> Building Number <b>1</b> Drawing Number <b>MD905</b>
Location 2907 PLEASANT VALLEY BLVD ALTOONA, PA 16602	Issue Date 09/30/2024	Checked MB	Drawn AB					

9/30/2024 4:22:35 PM  
 E:\360\220\_H\_Altoona\_PA\_Schem\20\_H\_Altoona\_PA\_Schem\_VEG-MEP-R19.rvt  
 VA FORM 08 - 6231