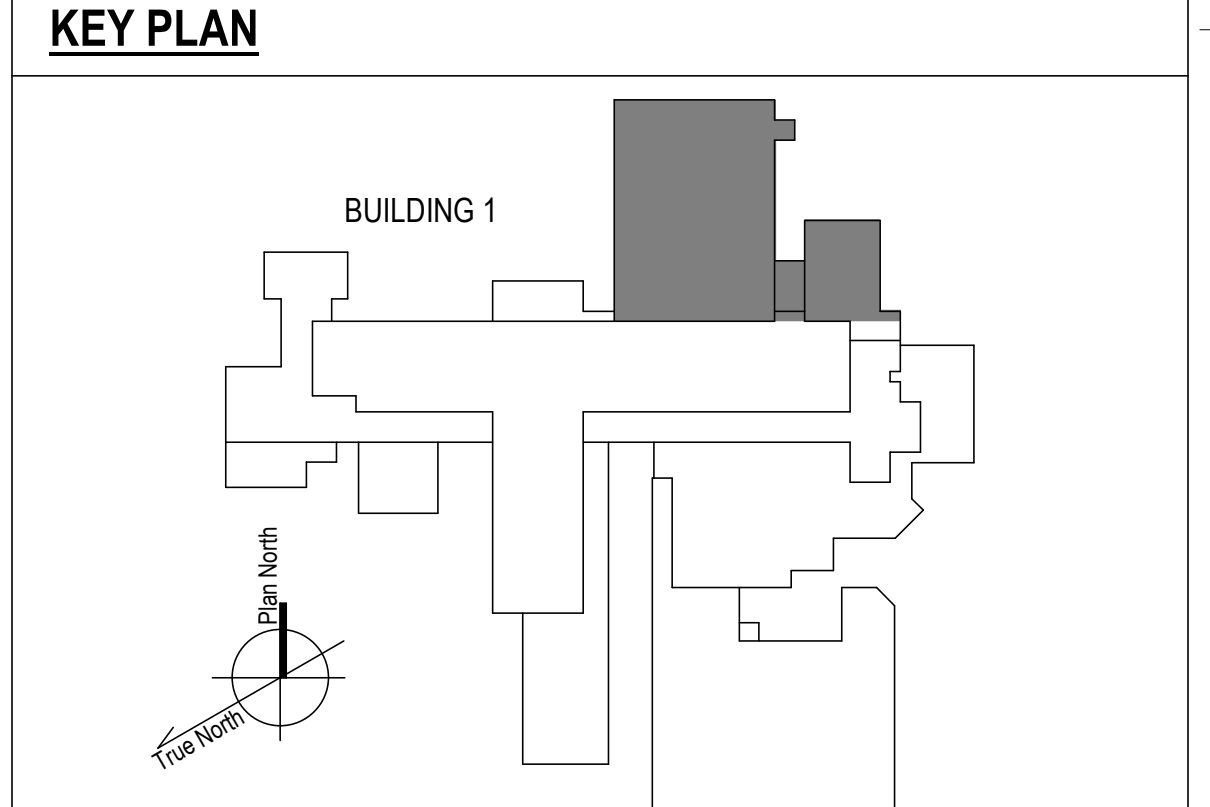
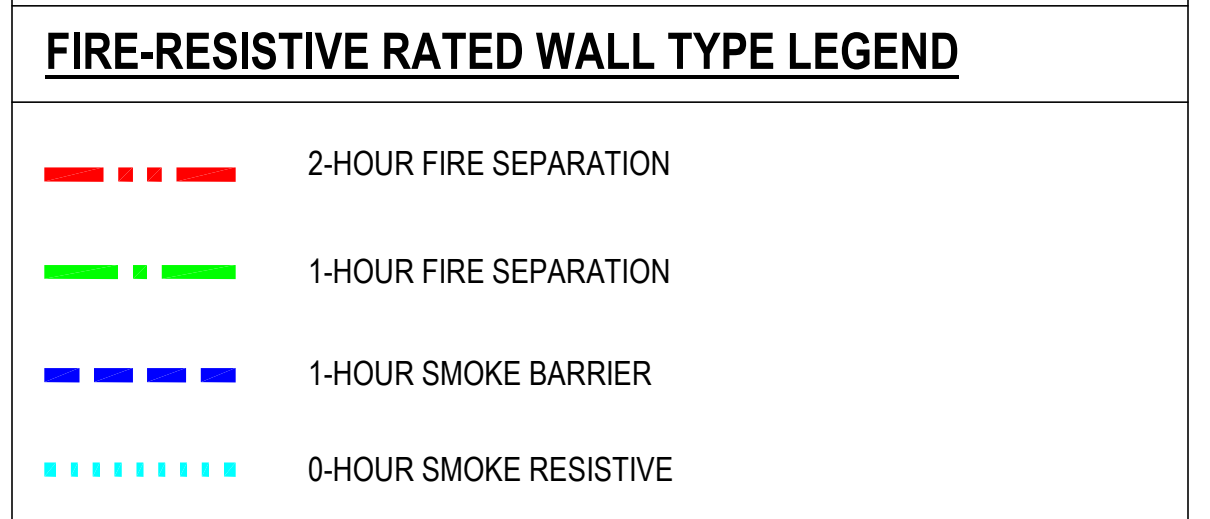


- GENERAL NOTES**
- A. REFER TO SPECIFICATIONS FOR FURTHER REQUIREMENTS IN THE SCOPE.
  - B. REFER TO 'GC' SERIES SHEETS FOR WORK PHASING REQUIREMENTS.
  - C. CONTRACTOR SHALL FIELD VERIFY ALL EXISTING CONDITIONS AND REPORT ANY DISCREPANCIES TO THE VHA COR BEFORE PROCEEDING WITH WORK.
  - D. REFER TO M-001 AND M-002 FOR ADDITIONAL GENERAL NOTES AND SYMBOLS.
  - E. REFER TO HAZARDOUS MATERIAL SURVEY IN THE SPECIFICATIONS. DO NOT PROCEED WITH DEMOLITION OR DISTURBANCE OF ITEMS CONTAINING HAZARDOUS MATERIALS UNTIL ABATEMENT IN ACCORDANCE WITH HAZARDOUS MATERIAL ABATEMENT SPECIFICATIONS HAS BEEN PERFORMED.
  - F. REFER TO GH100-SERIES SHEETS FOR OVERALL LIFE SAFETY REFERENCE PLANS AND FOR LEGEND OF RATED WALL TYPES AS SHOWN ON MECHANICAL PLANS.
  - G. REFER TO SPECIFICATIONS 01 00 00 AND 23 05 10 FOR SELECTIVE DEMOLITION AND REPAIR REQUIREMENTS AT EXISTING CONSTRUCTION AFFECTED BY NEW WORK (EG WALLS, CHASES, CEILINGS, ETC.). HOLES LEFT FROM DEMOLISHING PIPE THAT IS NOT REPLACED IN KIND SHALL BE PATCHED TO MATCH THE SURROUNDING CONDITIONS, INCLUDING LIFE SAFETY RATINGS.
  - H. REFER TO ARCHITECTURAL PLANS FOR TYPICAL LOCATIONS AND SCOPE DETAILS OF SELECTIVE DEMOLITION. LOCATIONS SHOWN THEREON ARE NOT NECESSARILY EXHAUSTIVE OF ALL THAT MAY BE REQUIRED. MECHANICAL AND GENERAL CONTRACTORS SHALL COORDINATE TO IDENTIFY AND ADDRESS ALL SUCH INSTANCES AS REQUIRED TO ACCOMPLISH THE WORK.
  - I. REFERENCE M-602 FOR STEAM TRAP SCHEDULE.

- KEYNOTES**
1. REFER TO ENLARGEMENT PLAN PER CALLOUT FOR SCOPE AT THE MECHANICAL ROOM.
  2. PROVIDE DRIP TRAPS AS SCHEDULED ON SHEET M-601 AND AS REQUIRED IN THE SPECIFICATION SECTION 23 22 13 IN ADDITION TO THOSE EXPLICITLY SHOWN ON PLANS. REFERENCE DETAILS ON M-500 SHEET SERIES FOR INSTALLATION REQUIREMENTS.
  3. RECONNECT TO EXISTING STEAM UNIT HEATER PER M-500 SHEET SERIES DETAILS. REUSE EXISTING CONTROL VALVE. PROVIDE NEW 1-ST-UH-2 STEAM TRAP IN BASE BID.
  4. IF DEDUCT ALTERNATE #1 IS ACCEPTED:  
 -EXCLUDE PRICE AND SCOPE OF DEMO PIPING GREATER THAN 2" IN HATCHED AREA.  
 -REINSULATE EXISTING HORIZONTAL & ACCESSIBLE PIPE SHOWN AS DEMO'D IN HATCHED AREA AND REPLACE TRAPS AS SCHEDULED. (DO NOT OPEN WALLS, CHASES, OR HARD CEILINGS).



1 BASEMENT FLOOR - NORTH NEW WORK PLAN  
 1/8" = 1'-0"

100% CONSTRUCTION DOCUMENTS - REV 1	09/30/2024
Issued:	Date:

**CONSULTANTS:**

**ARCHITECT/ENGINEERS:**

**VALHALLA ENGINEERING GROUP, LLC**

750 W HAMPODEN AVE  
 SUITE 300  
 ENGLEWOOD, CO 80110  
 (720) 555-6307  
 WWW.VALHALLAENGINEERING.COM

VEG 20.14

**STAMP:**

MITCH BIBLE  
 ENGINEER  
 10/01/2024



**Drawing Title**  
 PLAN NORTH BASEMENT MECHANICAL NEW WORK PLAN

Approved: Project Director

**Phase**  
 100% CONSTRUCTION DOCUMENT

<b>Project Title</b> REPLACE STEAM SYSTEMS	<b>Project Number</b> 503-19-112
<b>Location</b> 2907 PLEASANT VALLEY BLVD ALTOONA, PA 16602	<b>Building Number</b> 1
<b>Issue Date</b> 09/30/2024	<b>Checked</b> MB
<b>Drawn</b> AB	<b>Drawing Number</b> MP102



**GENERAL NOTES**

- A. REFER TO SPECIFICATIONS FOR FURTHER REQUIREMENTS IN THE SCOPE.
- B. REFER TO 'GC' SERIES SHEETS FOR WORK PHASING REQUIREMENTS.
- C. CONTRACTOR SHALL FIELD VERIFY ALL EXISTING CONDITIONS AND REPORT ANY DISCREPANCIES TO THE VHA COR BEFORE PROCEEDING WITH WORK.
- D. REFER TO M-001 AND M-002 FOR ADDITIONAL GENERAL NOTES AND SYMBOLS.
- E. REFER TO HAZARDOUS MATERIAL SURVEY IN THE SPECIFICATIONS. DO NOT PROCEED WITH DEMOLITION OR DISTURBANCE OF ITEMS CONTAINING HAZARDOUS MATERIALS UNTIL ABATEMENT IN ACCORDANCE WITH HAZARDOUS MATERIAL ABATEMENT SPECIFICATIONS HAS BEEN PERFORMED.
- F. REFER TO GH100-SERIES SHEETS FOR OVERALL LIFE SAFETY REFERENCE PLANS AND FOR LEGEND OF RATED WALL TYPES AS SHOWN ON MECHANICAL PLANS.
- G. REFER TO SPECIFICATIONS 01 00 00 AND 23 05 10 FOR SELECTIVE DEMOLITION AND REPAIR REQUIREMENTS AT EXISTING CONSTRUCTION AFFECTED BY NEW WORK (EG WALLS, CHASES, CEILINGS, ETC.). HOLES LEFT FROM DEMOLISHING PIPE THAT IS NOT REPLACED IN KIND SHALL BE PATCHED TO MATCH THE SURROUNDING CONDITIONS, INCLUDING LIFE SAFETY RATINGS.
- H. REFER TO ARCHITECTURAL PLANS FOR TYPICAL LOCATIONS AND SCOPE DETAILS OF SELECTIVE DEMOLITION. LOCATIONS SHOWN THEREON ARE NOT NECESSARILY EXHAUSTIVE OF ALL THAT MAY BE REQUIRED. MECHANICAL AND GENERAL CONTRACTORS SHALL COORDINATE TO IDENTIFY AND ADDRESS ALL SUCH INSTANCES AS REQUIRED TO ACCOMPLISH THE WORK.
- I. REFERENCE M-602 FOR STEAM TRAP SCHEDULE.

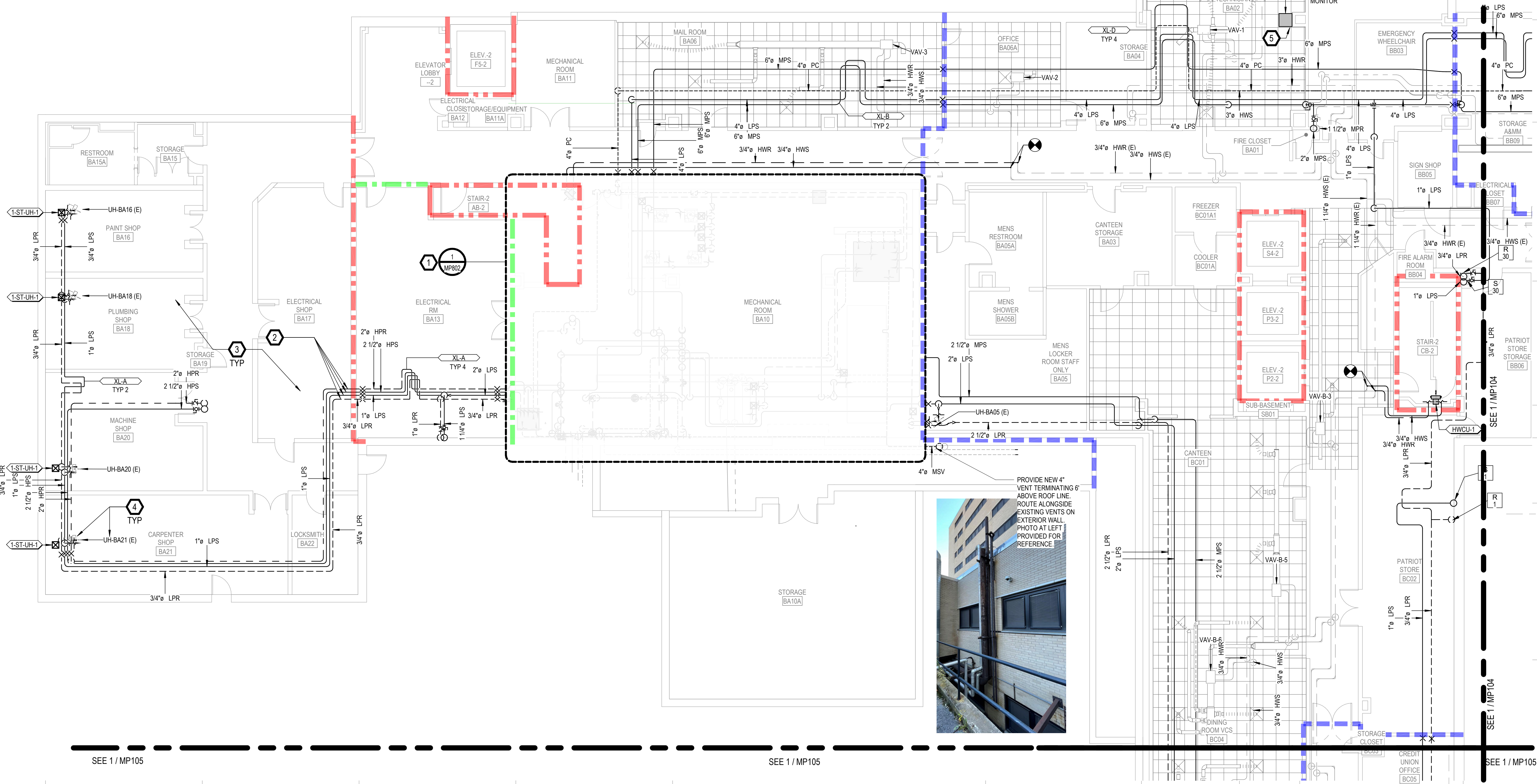
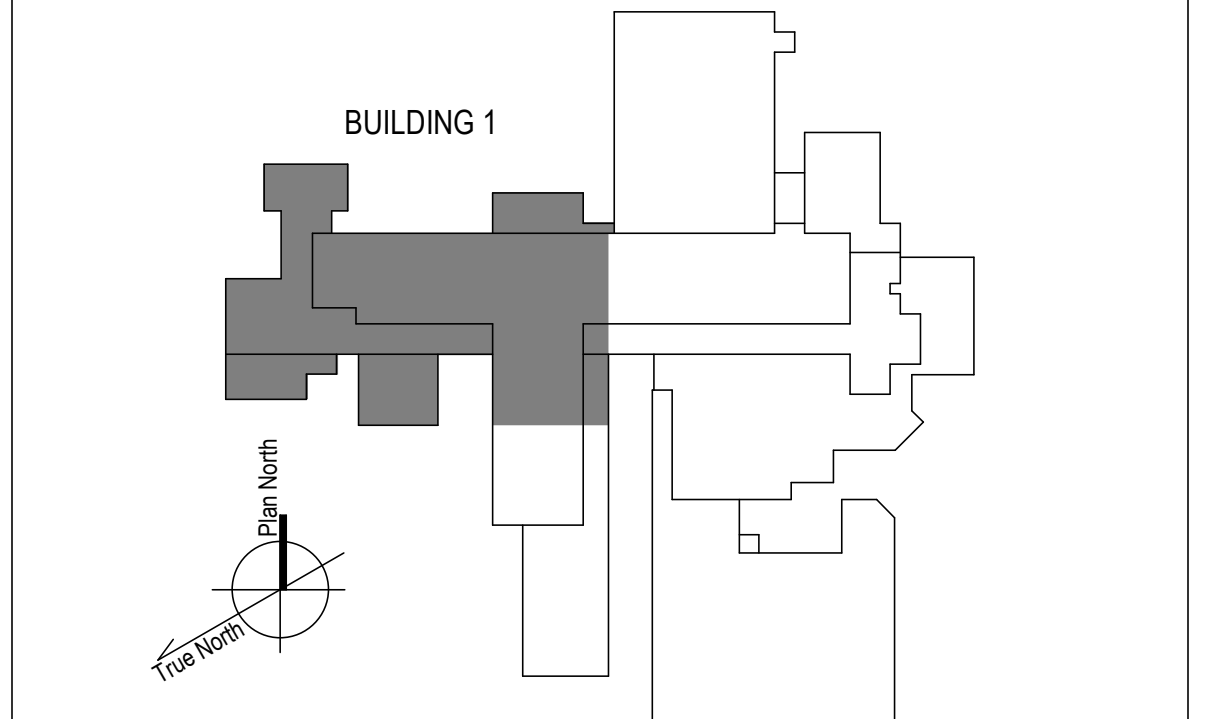
**KEYNOTES**

- 1. REFER TO ENLARGEMENT PLAN PER CALLOUT FOR SCOPE WITHIN THE MECHANICAL ROOM.
- 2. PROVIDE LINE SIZE ISOLATION VALVES FOR STEAM BRANCHES FEEDING SHOPS.
- 3. PROVIDE DRIP TRAPS AS SCHEDULED ON SHEET M-601 AND AS REQUIRED IN THE SPECIFICATION SECTION 23 22 13 IN ADDITION TO THOSE EXPLICITLY SHOWN ON PLANS. REFERENCE DETAILS ON M-500 SHEET SERIES FOR INSTALLATION REQUIREMENTS.
- 4. RECONNECT TO EXISTING STEAM UNIT HEATER PER M-500 SHEET SERIES DETAILS. REUSE EXISTING CONTROL VALVE. PROVIDE NEW 1-ST-UH-1 STEAM TRAP IN BASE BID.
- 5. PROVIDE WIRELESS TRAP MONITORING SYSTEM. SEE ELECTRICAL SHEET SERIES.

**FIRE-RESISTIVE RATED WALL TYPE LEGEND**

- - - 2-HOUR FIRE SEPARATION
- - - 1-HOUR FIRE SEPARATION
- - - 1-HOUR SMOKE BARRIER
- - - 0-HOUR SMOKE RESISTIVE

**KEY PLAN**



1 BASEMENT FLOOR - WEST NEW WORK PLAN  
1/8" = 1'-0"

100% CONSTRUCTION DOCUMENTS - REV 1	09/30/2024
Issued:	Date:

**CONSULTANTS:**

**ARCHITECT/ENGINEERS:**

**VALHALLA ENGINEERING GROUP, LLC**

750 W HAMPODEN AVE  
SUITE 300  
ENGLEWOOD, CO 80110  
(720) 555-8307  
WWW.VALHALLAENGINEERING.COM

**STAMP:**

VALHALLA ENGINEERING GROUP, LLC  
ENGINEER  
10/01/2024



**Drawing Title**

PLAN WEST BASEMENT MECHANICAL PIPING NEW WORK PLAN

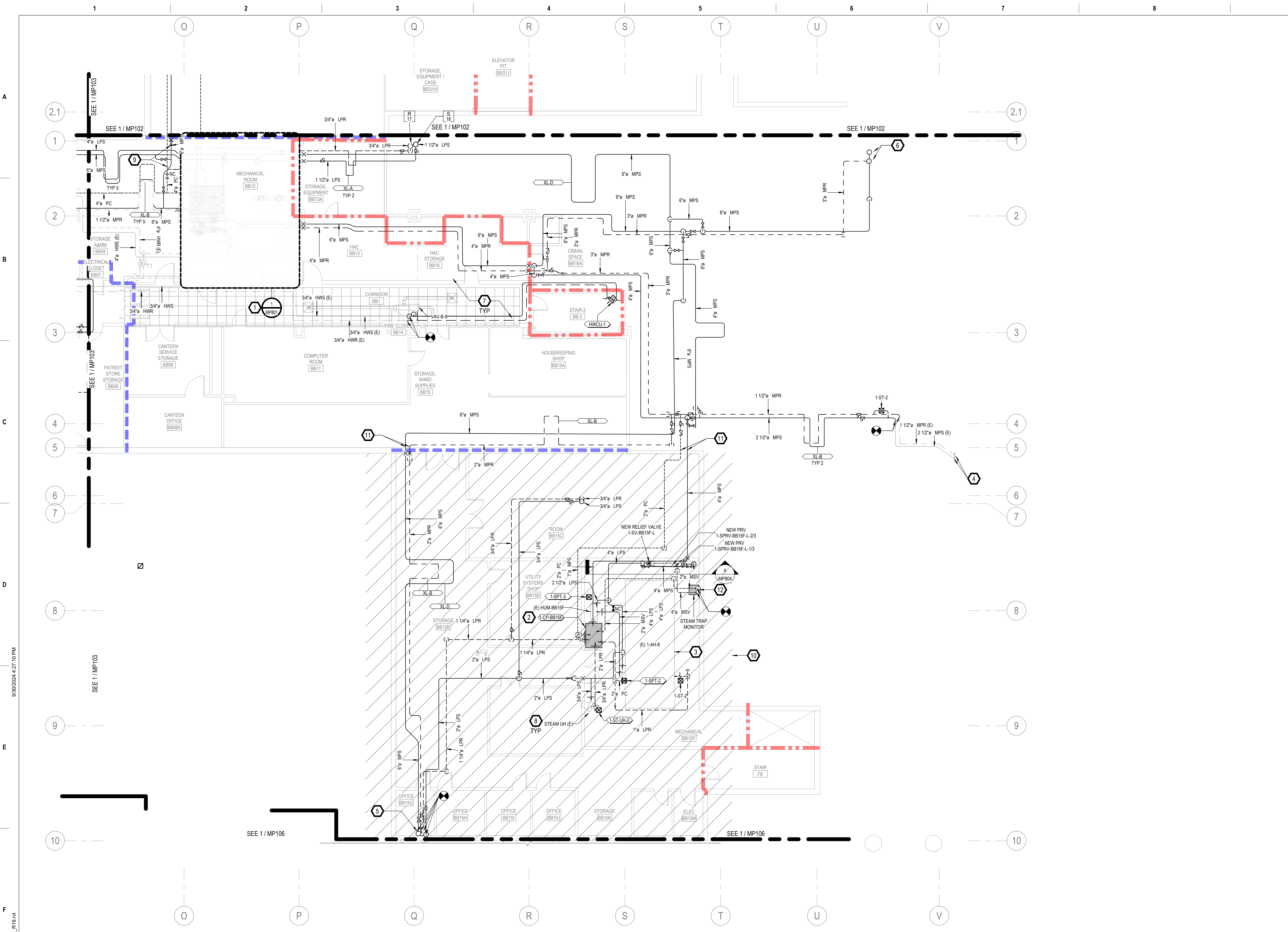
Approved: Project Director

**Phase**

100% CONSTRUCTION DOCUMENT

<b>Project Title</b>	REPLACE STEAM SYSTEMS	<b>Project Number</b>	503-19-112
<b>Location</b>	2907 PLEASANT VALLEY BLVD ALTOONA, PA 16602	<b>Building Number</b>	1
<b>Issue Date</b>	09/30/2024	<b>Checked</b>	MB
		<b>Drawn</b>	AB
		<b>Drawing Number</b>	MP103





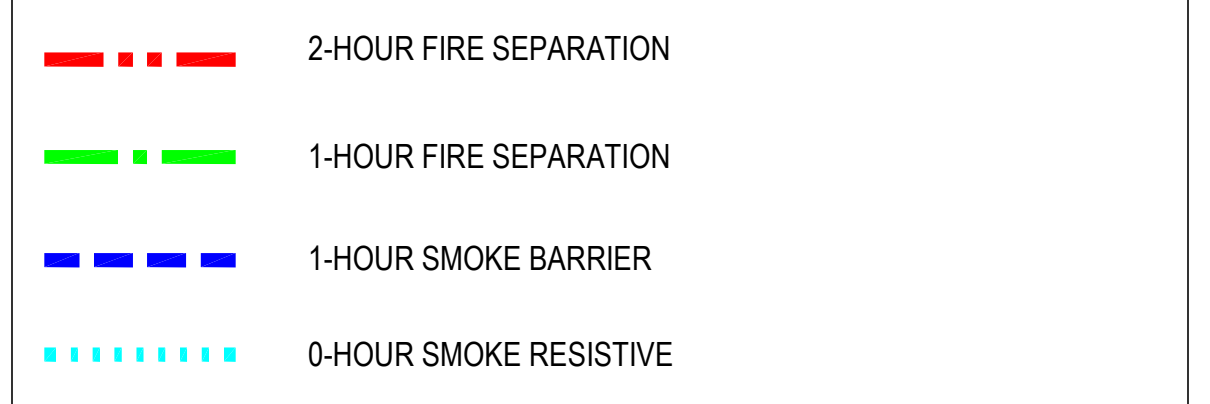
**GENERAL NOTES**

- A. REFER TO SPECIFICATIONS FOR FURTHER REQUIREMENTS IN THE SCOPE.
- B. REFER TO 'GC' SERIES SHEETS FOR WORK PHASING REQUIREMENTS.
- C. CONTRACTOR SHALL FIELD VERIFY ALL EXISTING CONDITIONS AND REPORT ANY DISCREPANCIES TO THE VHA COR BEFORE PROCEEDING WITH WORK.
- D. REFER TO M-001 AND M-002 FOR ADDITIONAL GENERAL NOTES AND SYMBOLS.
- E. REFER TO HAZARDOUS MATERIAL SURVEY IN THE SPECIFICATIONS. DO NOT PROCEED WITH DEMOLITION OR DISTURBANCE OF ITEMS CONTAINING HAZARDOUS MATERIALS UNTIL ABATEMENT IN ACCORDANCE WITH HAZARDOUS MATERIAL ABATEMENT SPECIFICATIONS HAS BEEN PERFORMED.
- F. REFER TO GH100-SERIES SHEETS FOR OVERALL LIFE SAFETY REFERENCE PLANS AND FOR LEGEND OF RATED WALL TYPES AS SHOWN ON MECHANICAL PLANS.
- G. REFER TO SPECIFICATIONS 01 00 00 AND 23 05 10 FOR SELECTIVE DEMOLITION AND REPAIR REQUIREMENTS AT EXISTING CONSTRUCTION AFFECTED BY NEW WORK (EG WALLS, CHASES, CEILINGS, ETC.). HOLES LEFT FROM DEMOLISHING PIPE THAT IS NOT REPLACED IN KIND SHALL BE PATCHED TO MATCH THE SURROUNDING CONDITIONS, INCLUDING LIFE SAFETY RATINGS.
- H. REFER TO ARCHITECTURAL PLANS FOR TYPICAL LOCATIONS AND SCOPE DETAILS OF SELECTIVE DEMOLITION. LOCATIONS SHOWN THEREON ARE NOT NECESSARILY EXHAUSTIVE OF ALL THAT MAY BE REQUIRED. MECHANICAL AND GENERAL CONTRACTORS SHALL COORDINATE TO IDENTIFY AND ADDRESS ALL SUCH INSTANCES AS REQUIRED TO ACCOMPLISH THE WORK.
- I. REFERENCE M-602 FOR STEAM TRAP SCHEDULE.

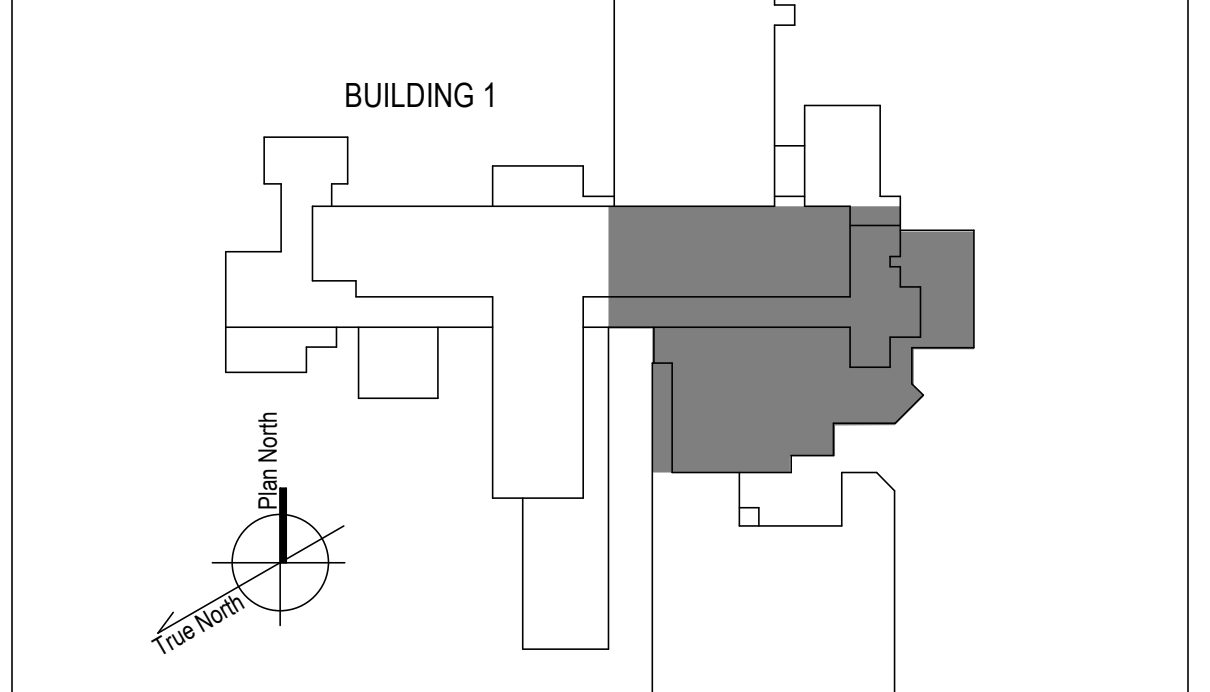
**KEYNOTES**

- 1. REFER TO ENLARGEMENT PLAN PER CALLOUT FOR SCOPE WITHIN THE MECHANICAL ROOM.
- 2. PROVIDE NEW CONDENSATE PUMP AND RECEIVER PACKAGE AS SCHEDULED. REFER TO M-500 SERIES SHEETS FOR CONNECTION DETAILS.
- 3. EXISTING AHU TO REMAIN. RECONNECT NEW STEAM AND CONDENSATE PIPING PER M-500 SHEET SERIES DETAILS. PROVIDE PUMP TRAP ASSEMBLIES (ONE EACH FOR HEATING COIL AND HUMIDIFIER) PER STEAM PUMP TRAP SCHEDULE AND M-500 SHEET SERIES DETAIL. REUSE EXISTING DDC CONTROL VALVES.
- 4. TO BUILDING 7.
- 5. TO PMR ADDITION.
- 6. TO MECHANICAL ROOM 1G10.
- 7. PROVIDE DRIP TRAPS AS SCHEDULED ON SHEET M-601 AND AS REQUIRED IN THE SPECIFICATION SECTION 23 22 13 IN ADDITION TO THOSE EXPLICITLY SHOWN ON PLANS. REFERENCE DETAILS ON M-500 SHEET SERIES FOR INSTALLATION REQUIREMENTS.
- 8. RECONNECT TO EXISTING STEAM UNIT HEATER PER M-500 SHEET SERIES DETAILS. REUSE EXISTING CONTROL VALVE. PROVIDE NEW 1-ST-UH-2 STEAM TRAP IN BASE BID.
- 9. POINT OF CONNECTION IF DEDUCT ALTERNATE 1 IS ACCEPTED.
- 10. IF DEDUCT ALTERNATE #3 IS ACCEPTED: EXCLUDE PRICE AND SCOPE OF NEW PIPING IN HATCHED AREA GREATER THAN 2".
- 11. POINT OF CONNECTION IF DEDUCT ALTERNATE 3 IS ACCEPTED.
- 12. PROVIDE WIRELESS TRAP MONITORING SYSTEM. SEE ELECTRICAL SHEET SERIES.

**FIRE-RESISTIVE RATED WALL TYPE LEGEND**



**KEY PLAN**



1 BASEMENT FLOOR - EAST NEW WORK PLAN  
1/8" = 1'-0"

100% CONSTRUCTION DOCUMENTS - REV 1	09/30/2024
Issued:	Date:

**CONSULTANTS:**

**ARCHITECT/ENGINEERS:**  
  
 750 W HAMPODEN AVE  
 SUITE 300  
 ENGLEWOOD, CO 80110  
 (720) 550-8007  
 WWW.VALHALLAENGINEERING.COM  
 VEG 20.14

**STAMP:**



Drawing Title  
**PLAN EAST BASEMENT MECHANICAL  
 NEW WORK PLAN**  
 Approved: Project Director

Phase  
**100% CONSTRUCTION  
 DOCUMENT**

Project Title <b>REPLACE STEAM SYSTEMS</b>	Project Number <b>503-19-112</b>
Location 2907 PLEASANT VALLEY BLVD ALTOONA, PA 16602	Building Number <b>1</b>
Issue Date <b>09/30/2024</b>	Drawing Number <b>MP104</b>
Checked <b>MB</b>	Drawn <b>AB</b>





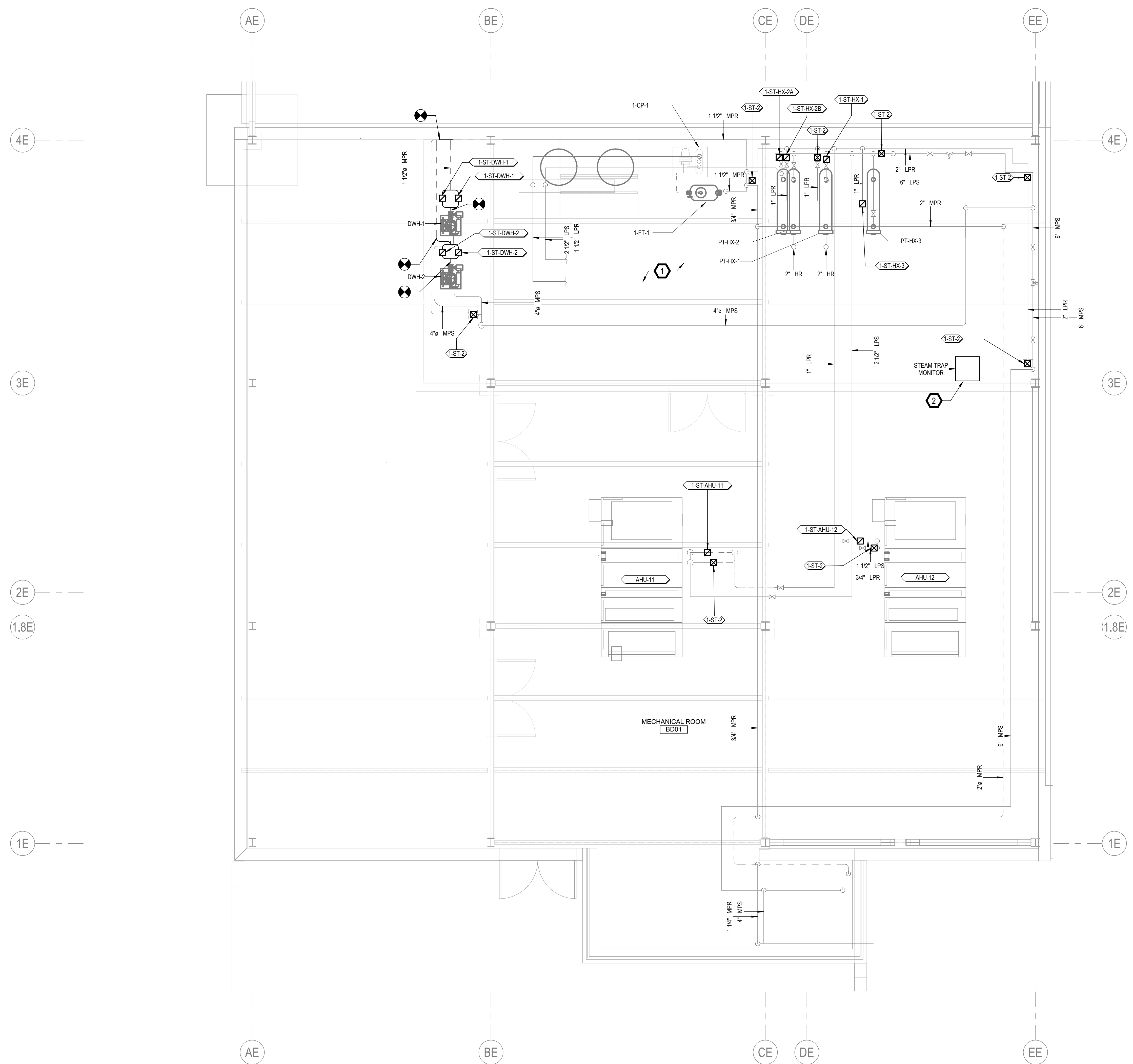


GENERAL NOTES

- A. REFER TO SPECIFICATIONS FOR FURTHER REQUIREMENTS IN THE SCOPE.
- B. REFER TO 'GC' SERIES SHEETS FOR WORK PHASING REQUIREMENTS.
- C. CONTRACTOR SHALL FIELD VERIFY ALL EXISTING CONDITIONS AND REPORT ANY DISCREPANCIES TO THE VHA COR BEFORE PROCEEDING WITH WORK.
- D. REFER TO M-001 AND M-002 FOR ADDITIONAL GENERAL NOTES AND SYMBOLS.
- E. REFER TO HAZARDOUS MATERIAL SURVEY IN THE SPECIFICATIONS. DO NOT PROCEED WITH DEMOLITION OR DISTURBANCE OF ITEMS CONTAINING HAZARDOUS MATERIALS UNTIL ABATEMENT IN ACCORDANCE WITH HAZARDOUS MATERIAL ABATEMENT SPECIFICATIONS HAS BEEN PERFORMED.
- F. REFER TO GH100-SERIES SHEETS FOR OVERALL LIFE SAFETY REFERENCE PLANS AND FOR LEGEND OF RATED WALL TYPES AS SHOWN ON MECHANICAL PLANS.
- G. REFER TO SPECIFICATIONS 01 00 00 AND 23 05 10 FOR SELECTIVE DEMOLITION AND REPAIR REQUIREMENTS AT EXISTING CONSTRUCTION AFFECTED BY NEW WORK (EG WALLS, CHASES, CEILINGS, ETC.). HOLES LEFT FROM DEMOLISHING PIPE THAT IS NOT REPLACED IN KIND SHALL BE PATCHED TO MATCH THE SURROUNDING CONDITIONS, INCLUDING LIFE SAFETY RATINGS.
- H. REFER TO ARCHITECTURAL PLANS FOR TYPICAL LOCATIONS AND SCOPE DETAILS OF SELECTIVE DEMOLITION. LOCATIONS SHOWN THEREON ARE NOT NECESSARILY EXHAUSTIVE OF ALL THAT MAY BE REQUIRED. MECHANICAL AND GENERAL CONTRACTORS SHALL COORDINATE TO IDENTIFY AND ADDRESS ALL SUCH INSTANCES AS REQUIRED TO ACCOMPLISH THE WORK.
- I. REFERENCE M-602 FOR STEAM TRAP SCHEDULE.

KEYNOTES

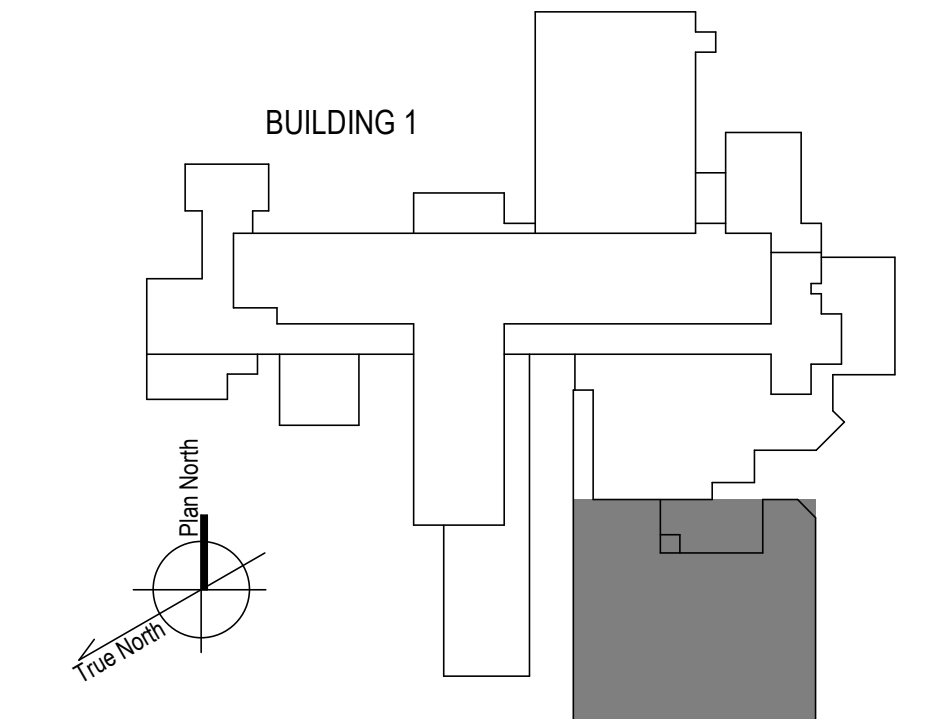
- 1. COORDINATE SHUTDOWN WITH COR.
- 2. PROVIDE WIRELESS TRAP MONITORING SYSTEM. SEE ELECTRICAL SHEET SERIES.



2 AHU IMAGE NTS

1 BUILDING 1 - BD01B STEAM PIPING PLAN  
1/4" = 1'-0"

KEY PLAN



100% CONSTRUCTION DOCUMENTS - REV 1	09/30/2024
Issued:	Date:

CONSULTANTS:

ARCHITECT/ENGINEERS:  
**VALHALLA ENGINEERING GROUP, LLC**  
 750 W HAMPODEN AVE  
 SUITE 300  
 ENGLEWOOD, CO 80110  
 (720) 550-6307  
 WWW.VALHALLAENGINEERING.COM  
 VEG 20.14

STAMP:  
  
 MITCH BIBBLE  
 ENGINEER  
 10/01/2024

U.S. Department of Veterans Affairs

Drawing Title  
**PLAN SOUTHEAST BASEMENT PIPING NEW WORK PLAN**  
 Approved: Project Director

Phase  
**100% CONSTRUCTION DOCUMENT**

Project Title  
**REPLACE STEAM SYSTEMS**  
 Location  
 2907 PLEASANT VALLEY BLVD ALTOONA, PA 16602  
 Issue Date  
 09/30/2024

Project Number  
**503-19-112**  
 Building Number  
**1**  
 Drawing Number  
**MP106**



**GENERAL NOTES**

- A. REFER TO SPECIFICATIONS FOR FURTHER REQUIREMENTS IN THE SCOPE.
- B. REFER TO 'GC' SERIES SHEETS FOR WORK PHASING REQUIREMENTS.
- C. CONTRACTOR SHALL FIELD VERIFY ALL EXISTING CONDITIONS AND REPORT ANY DISCREPANCIES TO THE VHA COR BEFORE PROCEEDING WITH WORK.
- D. REFER TO M-001 AND M-002 FOR ADDITIONAL GENERAL NOTES AND SYMBOLS.
- E. REFER TO HAZARDOUS MATERIAL SURVEY IN THE SPECIFICATIONS. DO NOT PROCEED WITH DEMOLITION OR DISTURBANCE OF ITEMS CONTAINING HAZARDOUS MATERIALS UNTIL ABATEMENT IN ACCORDANCE WITH HAZARDOUS MATERIAL ABATEMENT SPECIFICATIONS HAS BEEN PERFORMED.
- F. REFER TO GH100-SERIES SHEETS FOR OVERALL LIFE SAFETY REFERENCE PLANS AND FOR LEGEND OF RATED WALL TYPES AS SHOWN ON MECHANICAL PLANS.
- G. REFER TO SPECIFICATIONS 01 00 00 AND 23 05 10 FOR SELECTIVE DEMOLITION AND REPAIR REQUIREMENTS AT EXISTING CONSTRUCTION AFFECTED BY NEW WORK (EG WALLS, CHASES, CEILINGS, ETC.). HOLES LEFT FROM DEMOLISHING PIPE THAT IS NOT REPLACED IN KIND SHALL BE PATCHED TO MATCH THE SURROUNDING CONDITIONS, INCLUDING LIFE SAFETY RATINGS.
- H. REFER TO ARCHITECTURAL PLANS FOR TYPICAL LOCATIONS AND SCOPE DETAILS OF SELECTIVE DEMOLITION. LOCATIONS SHOWN THEREON ARE NOT NECESSARILY EXHAUSTIVE OF ALL THAT MAY BE REQUIRED. MECHANICAL AND GENERAL CONTRACTORS SHALL COORDINATE TO IDENTIFY AND ADDRESS ALL SUCH INSTANCES AS REQUIRED TO ACCOMPLISH THE WORK.
- I. REFERENCE M-602 FOR STEAM TRAP SCHEDULE.

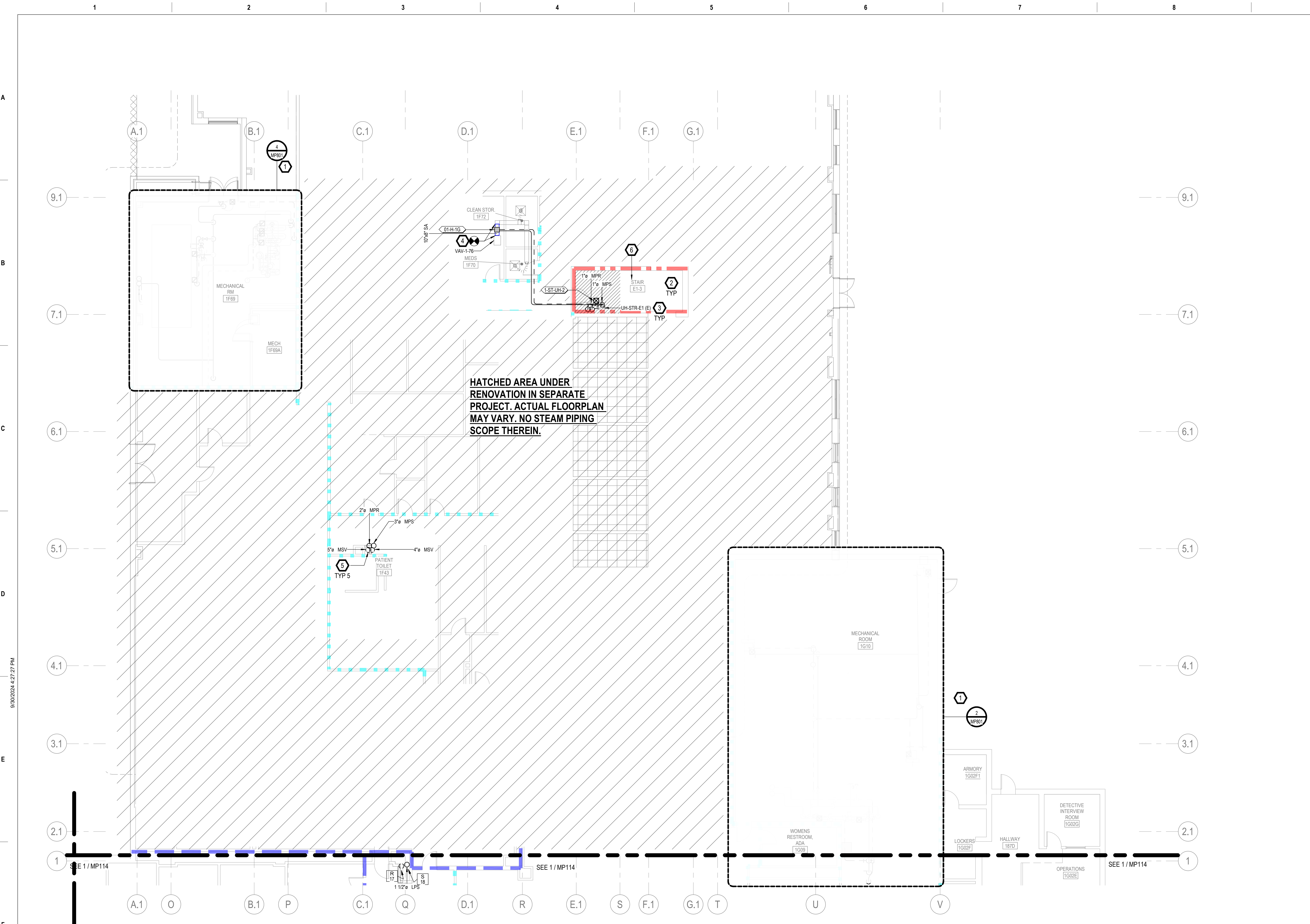
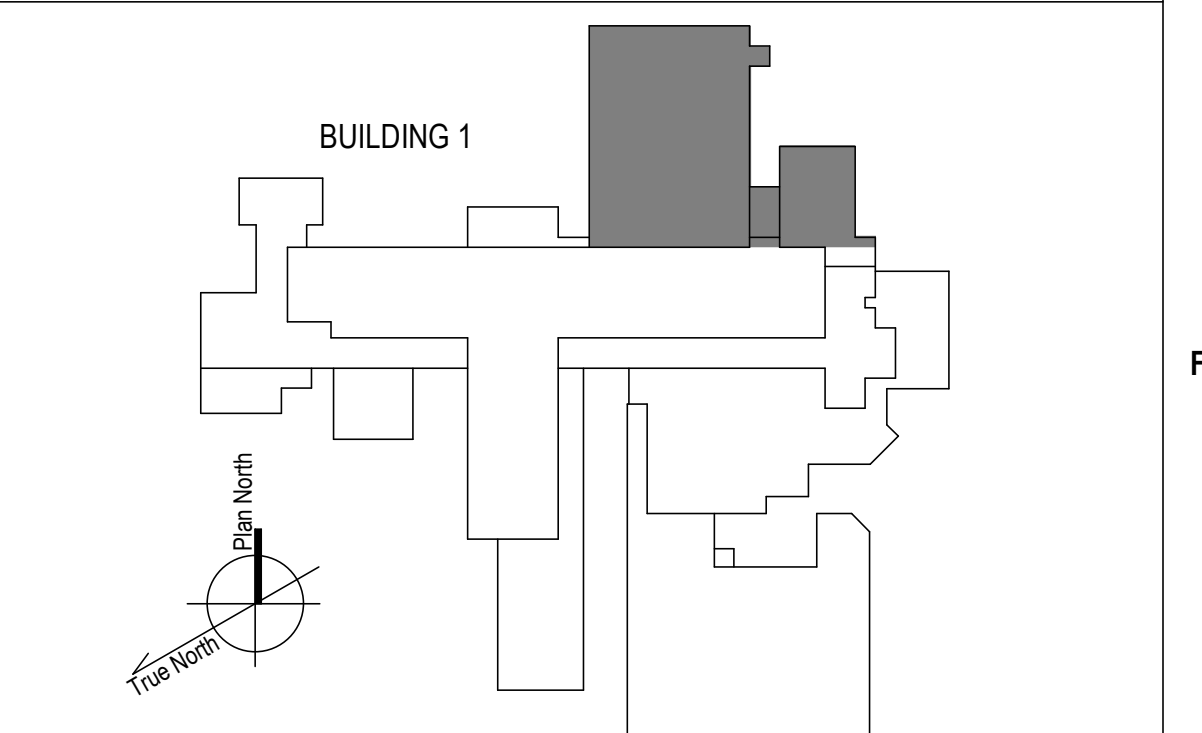
**KEYNOTES**

- 1. REFER TO ENLARGEMENT PLAN PER CALLOUT FOR SCOPE AT THE MECHANICAL ROOM.
- 2. PROVIDE DRIP TRAPS AS SCHEDULED ON SHEET M-601 AND AS REQUIRED IN THE SPECIFICATION SECTION 23 22 13 IN ADDITION TO THOSE EXPLICITLY SHOWN ON PLANS. REFERENCE DETAILS ON M-500 SHEET SERIES FOR INSTALLATION REQUIREMENTS.
- 3. RECONNECT TO EXISTING STEAM UNIT HEATER PER M-500 SHEET SERIES DETAILS. REUSE EXISTING CONTROL VALVE. PROVIDE NEW 1-ST-UH-2 STEAM TRAP IN BASE BID.
- 4. PROVIDE ZONE HUMIDITY SENSOR AND INCORPORATE WITH NEW HUMIDIFIER CONTROLS INTO BAS. REF M-700 SHEET SERIES. REF M-500 SHEET SERIES FOR DUCT SPLICING AND TRAP SET.
- 5. IF DEDUCT ALTERNATE #1 IS ACCEPTED--EXCLUDE PRICE AND SCOPE OF NEW PIPING IN THIS CHASE. REPLACE TRAPS AS SCHEDULED
- 6. IF DEDUCT ALTERNATE #1 IS ACCEPTED:  
 -EXCLUDE PRICE AND SCOPE OF DEMO PIPING GREATER THAN 2" IN HATCHED AREA  
 -REINSULATE EXISTING HORIZONTAL & ACCESSIBLE PIPE SHOWN AS DEMO'D IN HATCHED AREA AND REPLACE TRAPS AS SCHEDULED. (DO NOT OPEN WALLS, CHASES, OR HARD CEILINGS).

**FIRE-RESISTIVE RATED WALL TYPE LEGEND**

- - - - 2-HOUR FIRE SEPARATION
- - - - 1-HOUR FIRE SEPARATION
- - - - 1-HOUR SMOKE BARRIER
- - - - 0-HOUR SMOKE RESISTIVE

**KEY PLAN**



**HATCHED AREA UNDER RENOVATION IN SEPARATE PROJECT. ACTUAL FLOORPLAN MAY VARY. NO STEAM PIPING SCOPE THEREIN.**

**1 1ST FLOOR - NORTH NEW WORK PLAN**  
 1/8" = 1'-0"

100% CONSTRUCTION DOCUMENTS - REV 1 Date: 09/30/2024	<b>CONSULTANTS:</b>	<b>ARCHITECT/ENGINEERS:</b>  VALHALLA ENGINEERING GROUP, LLC 750 W HAMPODEN AVE SUITE 300 ENGLEWOOD, CO 80110 (720) 550-8307 WWW.VALHALLAENGINEERING.COM	<b>STAMP:</b> 	 U.S. Department of Veterans Affairs	Drawing Title <b>PLAN NORTH 1ST FLOOR MECHANICAL NEW WORK PLAN</b> Approved: Project Director	Phase <b>100% CONSTRUCTION DOCUMENT</b>	Project Title <b>REPLACE STEAM SYSTEMS</b> Location 2907 PLEASANT VALLEY BLVD ALTOONA, PA 16602 Issue Date 09/30/2024	Project Number <b>503-19-112</b> Building Number <b>1</b> Drawing Number <b>MP112</b>
---	---------------------	--	-------------------	---	---	--	--	--

9/30/2024 4:27:27 PM  
 B:\300\20\_14\_Albana\_PA\_Sham20\_14\_Albana\_PA\_Sham20\_14\_VEG-MEP-R19.rvt  
 VA FORM 08 - 6231



**GENERAL NOTES**

- A. REFER TO SPECIFICATIONS FOR FURTHER REQUIREMENTS IN THE SCOPE.
- B. REFER TO 'GC' SERIES SHEETS FOR WORK PHASING REQUIREMENTS.
- C. CONTRACTOR SHALL FIELD VERIFY ALL EXISTING CONDITIONS AND REPORT ANY DISCREPANCIES TO THE VHA COR BEFORE PROCEEDING WITH WORK.
- D. REFER TO M-001 AND M-002 FOR ADDITIONAL GENERAL NOTES AND SYMBOLS.
- E. REFER TO HAZARDOUS MATERIAL SURVEY IN THE SPECIFICATIONS. DO NOT PROCEED WITH DEMOLITION OR DISTURBANCE OF ITEMS CONTAINING HAZARDOUS MATERIALS UNTIL ABATEMENT IN ACCORDANCE WITH HAZARDOUS MATERIAL ABATEMENT SPECIFICATIONS HAS BEEN PERFORMED.
- F. REFER TO GH100-SERIES SHEETS FOR OVERALL LIFE SAFETY REFERENCE PLANS AND FOR LEGEND OF RATED WALL TYPES AS SHOWN ON MECHANICAL PLANS.
- G. REFER TO SPECIFICATIONS 01 00 00 AND 23 05 10 FOR SELECTIVE DEMOLITION AND REPAIR REQUIREMENTS AT EXISTING CONSTRUCTION AFFECTED BY NEW WORK (EG WALLS, CHASES, CEILINGS, ETC.). HOLES LEFT FROM DEMOLISHING PIPE THAT IS NOT REPLACED IN KIND SHALL BE PATCHED TO MATCH THE SURROUNDING CONDITIONS, INCLUDING LIFE SAFETY RATINGS.
- H. REFER TO ARCHITECTURAL PLANS FOR TYPICAL LOCATIONS AND SCOPE DETAILS OF SELECTIVE DEMOLITION. LOCATIONS SHOWN THEREON ARE NOT NECESSARILY EXHAUSTIVE OF ALL THAT MAY BE REQUIRED. MECHANICAL AND GENERAL CONTRACTORS SHALL COORDINATE TO IDENTIFY AND ADDRESS ALL SUCH INSTANCES AS REQUIRED TO ACCOMPLISH THE WORK.
- I. REFERENCE M-602 FOR STEAM TRAP SCHEDULE.

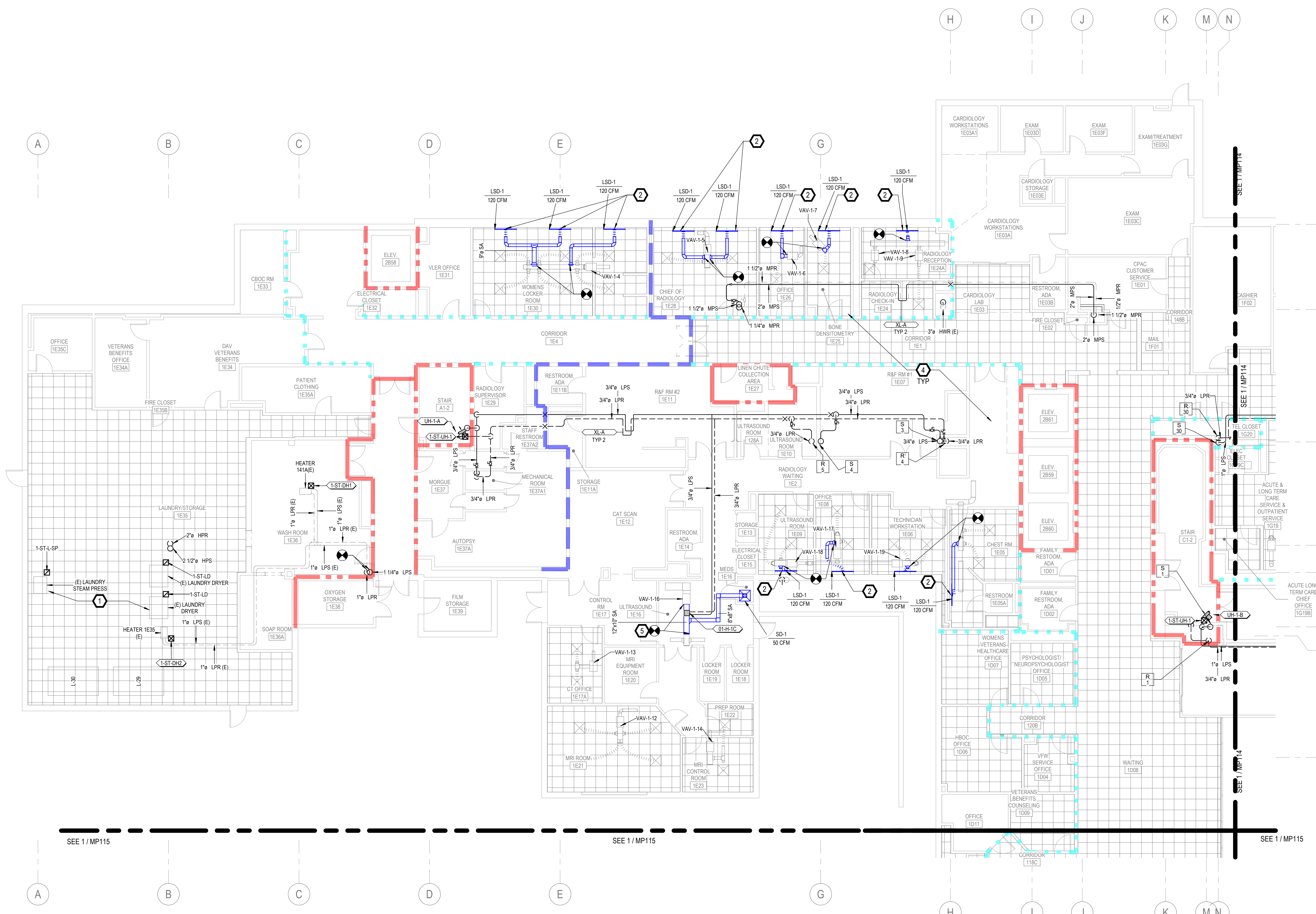
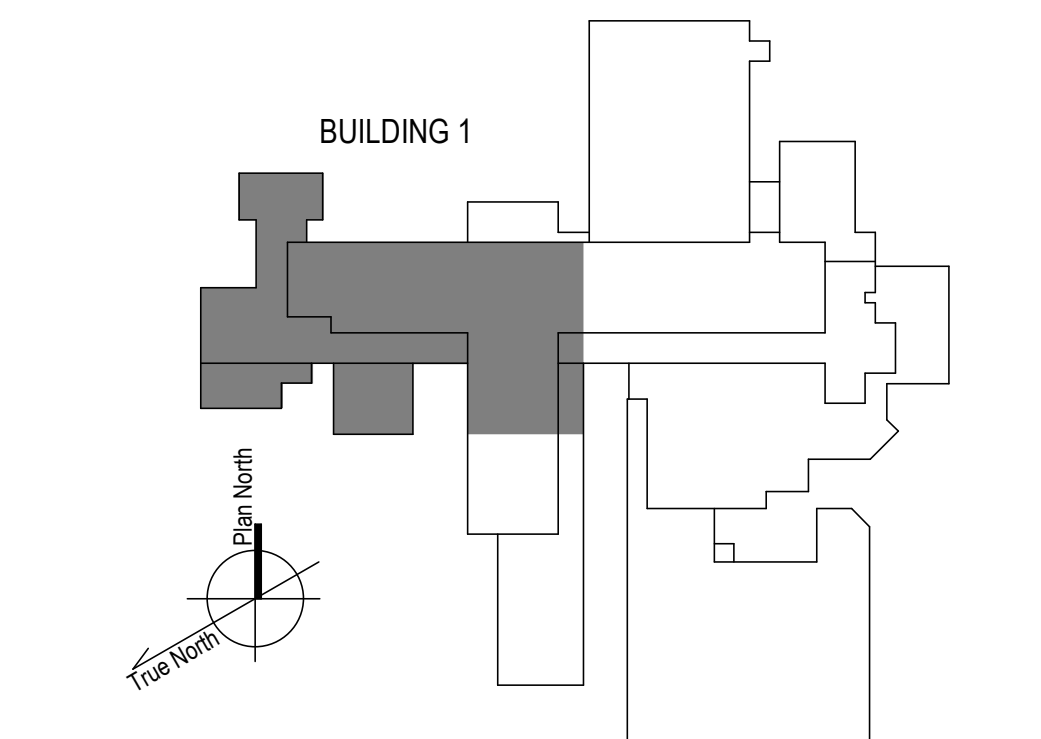
**KEYNOTES**

- 1. REPLACE STEAM AND CONDENSATE PIPING SERVING LAUNDRY EQUIPMENT (EQUIPMENT TO REMAIN) ROUTE 1.5" HPS, 1" HPR TO EQUIPMENT CONNECTIONS FROM RISERS TO ROOM. REUSE EXISTING CONTROL VALVES. PROVIDE REMAINING COIL ACCESSORIES AS SHOWN IN STEAM COIL PIPING CONNECTION DETAIL IN M-500 SHEET SERIES.
- 2. TAP NEAREST EXISTING VAV LOW PRESSURE-SIDE DUCT TO NEW SLOT DIFFUSER AT ROOM PERIMETER. PRE-TAB AUDIT AND REBALANCE DIFFUSERS IN ROOM TO REDISTRIBUTE CFMS SHOWN TO LSDs (TOTAL CFM REMAINS UNCHANGED). REF. 2/M-501.
- 4. PROVIDE DRIP TRAPS AS SCHEDULED ON SHEET M-601 AND AS REQUIRED IN THE SPECIFICATION SECTION 23 22 13 IN ADDITION TO THOSE EXPLICITLY SHOWN ON PLANS. REFERENCE DETAILS ON M-500 SHEET SERIES FOR INSTALLATION REQUIREMENTS.
- 5. PROVIDE ZONE HUMIDITY SENSOR AND INCORPORATE WITH NEW HUMIDIFIER CONTROLS INTO BAS. REF M-700 SHEET SERIES. REF M-500 SHEET SERIES FOR DUCT SPLICING AND TRAP SET.

**FIRE-RESISTIVE RATED WALL TYPE LEGEND**

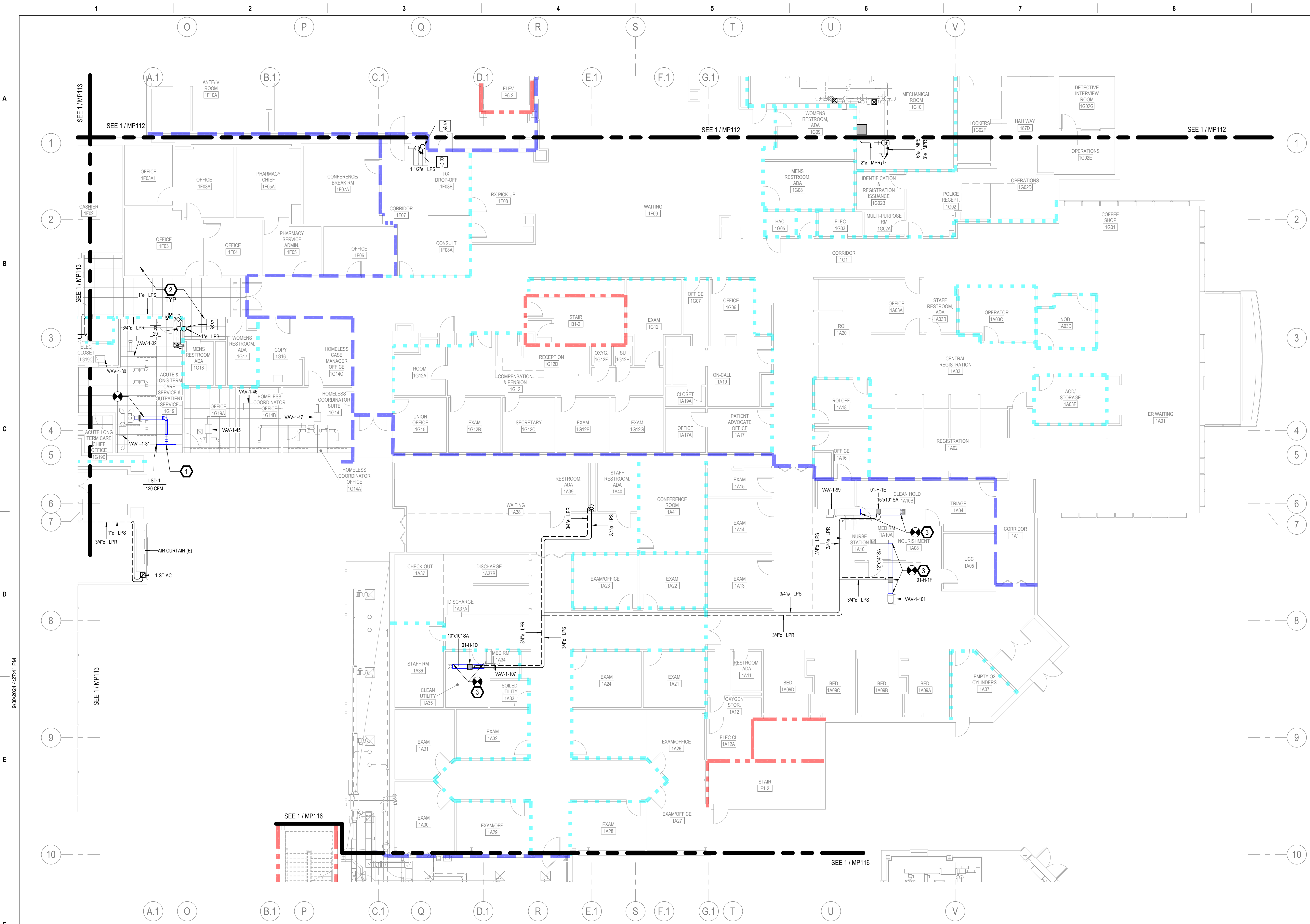
- - - 2-HOUR FIRE SEPARATION
- - - 1-HOUR FIRE SEPARATION
- - - 1-HOUR SMOKE BARRIER
- - - 0-HOUR SMOKE RESISTIVE

**KEY PLAN**



<p>100% CONSTRUCTION DOCUMENTS - REV 1</p> <p>09/30/2024</p> <p>Issued: _____ Date: _____</p>	<p><b>CONSULTANTS:</b></p>	<p><b>ARCHITECT/ENGINEERS:</b></p> <p><b>VALHALLA ENGINEERING GROUP, LLC</b></p> <p>750 W HAMPODEN AVE SUITE 300 ENGLEWOOD, CO 80110 (720) 550-8307 WWW.VALHALLAENGINEERING.COM</p>	<p><b>STAMP:</b></p>	<p>U.S. Department of Veterans Affairs</p>	<p>Drawing Title</p> <p><b>PLAN WEST 1ST FLOOR MECHANICAL NEW WORK PLAN</b></p> <p>Approved: Project Director</p>	<p>Phase</p> <p><b>100% CONSTRUCTION DOCUMENT</b></p>	<p>Project Title</p> <p><b>REPLACE STEAM SYSTEMS</b></p>	<p>Project Number</p> <p><b>503-19-112</b></p> <p>Building Number</p> <p><b>1</b></p> <p>Drawing Number</p> <p><b>MP113</b></p>
---	----------------------------	---	----------------------	--	---	---	--	---





1 1ST FLOOR - EAST NEW WORK PLAN  
1/8" = 1'-0"

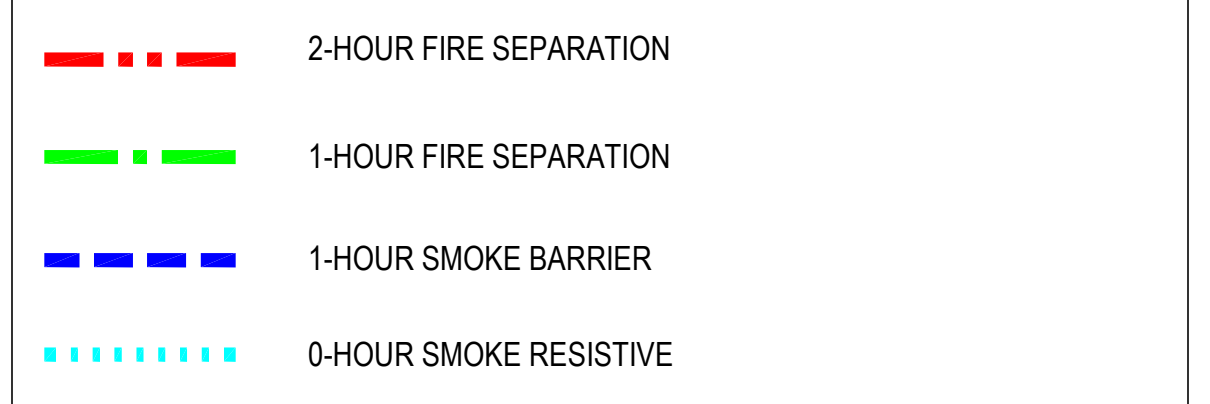
**GENERAL NOTES**

- A. REFER TO SPECIFICATIONS FOR FURTHER REQUIREMENTS IN THE SCOPE.
- B. REFER TO 'GC' SERIES SHEETS FOR WORK PHASING REQUIREMENTS.
- C. CONTRACTOR SHALL FIELD VERIFY ALL EXISTING CONDITIONS AND REPORT ANY DISCREPANCIES TO THE VHA COR BEFORE PROCEEDING WITH WORK.
- D. REFER TO M-001 AND M-002 FOR ADDITIONAL GENERAL NOTES AND SYMBOLS.
- E. REFER TO HAZARDOUS MATERIAL SURVEY IN THE SPECIFICATIONS. DO NOT PROCEED WITH DEMOLITION OR DISTURBANCE OF ITEMS CONTAINING HAZARDOUS MATERIALS UNTIL ABATEMENT IN ACCORDANCE WITH HAZARDOUS MATERIAL ABATEMENT SPECIFICATIONS HAS BEEN PERFORMED.
- F. REFER TO GH100-SERIES SHEETS FOR OVERALL LIFE SAFETY REFERENCE PLANS AND FOR LEGEND OF RATED WALL TYPES AS SHOWN ON MECHANICAL PLANS.
- G. REFER TO SPECIFICATIONS 01 00 00 AND 23 05 10 FOR SELECTIVE DEMOLITION AND REPAIR REQUIREMENTS AT EXISTING CONSTRUCTION AFFECTED BY NEW WORK (EG WALLS, CHASES, CEILINGS, ETC.). HOLES LEFT FROM DEMOLISHING PIPE THAT IS NOT REPLACED IN KIND SHALL BE PATCHED TO MATCH THE SURROUNDING CONDITIONS, INCLUDING LIFE SAFETY RATINGS.
- H. REFER TO ARCHITECTURAL PLANS FOR TYPICAL LOCATIONS AND SCOPE DETAILS OF SELECTIVE DEMOLITION. LOCATIONS SHOWN THEREON ARE NOT NECESSARILY EXHAUSTIVE OF ALL THAT MAY BE REQUIRED. MECHANICAL AND GENERAL CONTRACTORS SHALL COORDINATE TO IDENTIFY AND ADDRESS ALL SUCH INSTANCES AS REQUIRED TO ACCOMPLISH THE WORK.
- I. REFERENCE M-602 FOR STEAM TRAP SCHEDULE.

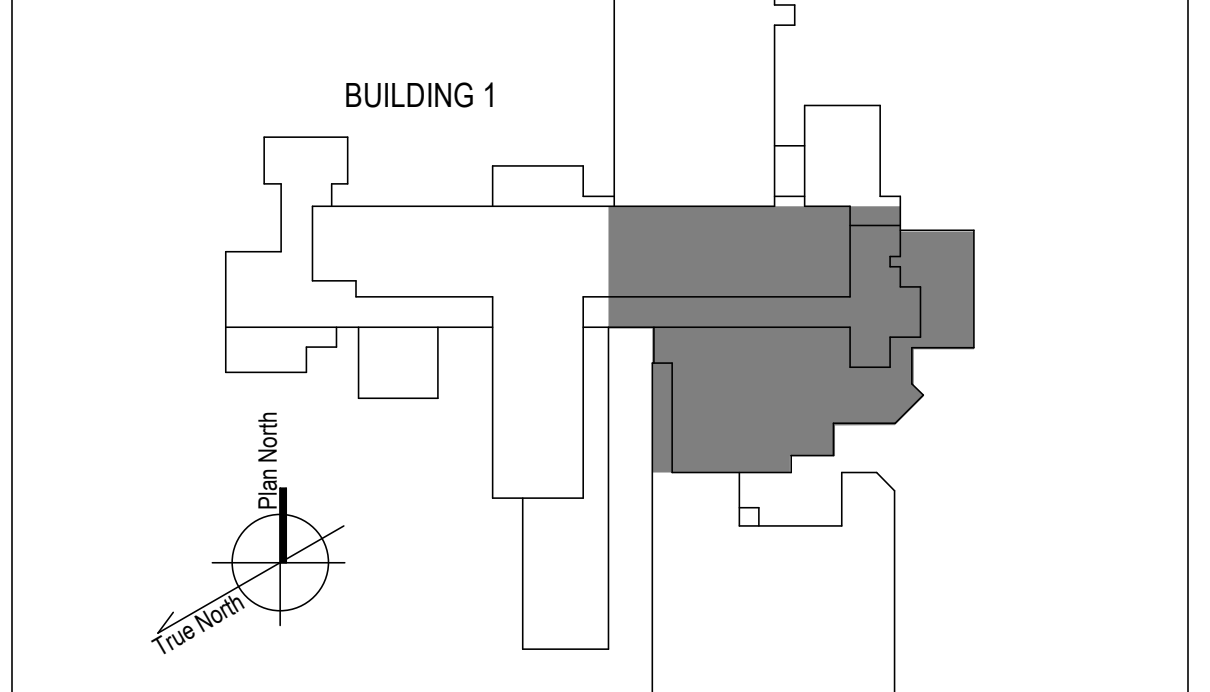
**KEYNOTES**

- 1. TAP NEAREST EXISTING VAV LOW PRESSURE SIDE DUCT TO NEW SLOT DIFFUSER AT ROOM PERIMETER. REBALANCE DIFFUSERS IN ROOM TO REDISTRIBUTE CFMs SHOWN TO LSDs (TOTAL CFM REMAINS UNCHANGED), REF: 2/M-501.
- 2. PROVIDE DRIP TRAPS AS SCHEDULED ON SHEET M-602 AND AS REQUIRED IN THE SPECIFICATION SECTION 23 22 13 IN ADDITION TO THOSE EXPLICITLY SHOWN ON PLANS. PRE-TAB AUDIT AND REFERENCE DETAILS ON M-500 SHEET SERIES FOR INSTALLATION REQUIREMENTS.
- 3. PROVIDE ZONE HUMIDITY SENSOR AND INCORPORATE WITH NEW HUMIDIFIER CONTROLS INTO BAS. REF M-700 SHEET SERIES. REF M-500 SHEET SERIES FOR DUCT SPLICING AND TRAP SET.

**FIRE-RESISTIVE WALL TYPE LEGEND**



**KEY PLAN**



100% CONSTRUCTION DOCUMENTS - REV 1	09/30/2024
Issued:	Date:

**CONSULTANTS:**

**ARCHITECT/ENGINEERS:**

**VALHALLA ENGINEERING GROUP, LLC**

750 W HAMPODEN AVE  
SUITE 300  
ENGLEWOOD, CO 80110  
(720) 565-8307  
WWW.VALHALLAENGINEERING.COM

**STAMP:**

MITCH BIBLE  
ENGINEER  
09/28/2024  
10/01/2024

VEG 20.14



**Drawing Title**

PLAN EAST 1ST FLOOR MECHANICAL  
NEW WORK PLAN

Approved: Project Director

**Phase**

100% CONSTRUCTION  
DOCUMENT

<b>Project Title</b>	REPLACE STEAM SYSTEMS	<b>Project Number</b>	503-19-112
<b>Location</b>	2907 PLEASANT VALLEY BLVD ALTOONA, PA 16602	<b>Building Number</b>	1
<b>Issue Date</b>	09/30/2024	<b>Drawing Number</b>	MP114
<b>Checked</b>	MB	<b>Drawn</b>	AB



**GENERAL NOTES**

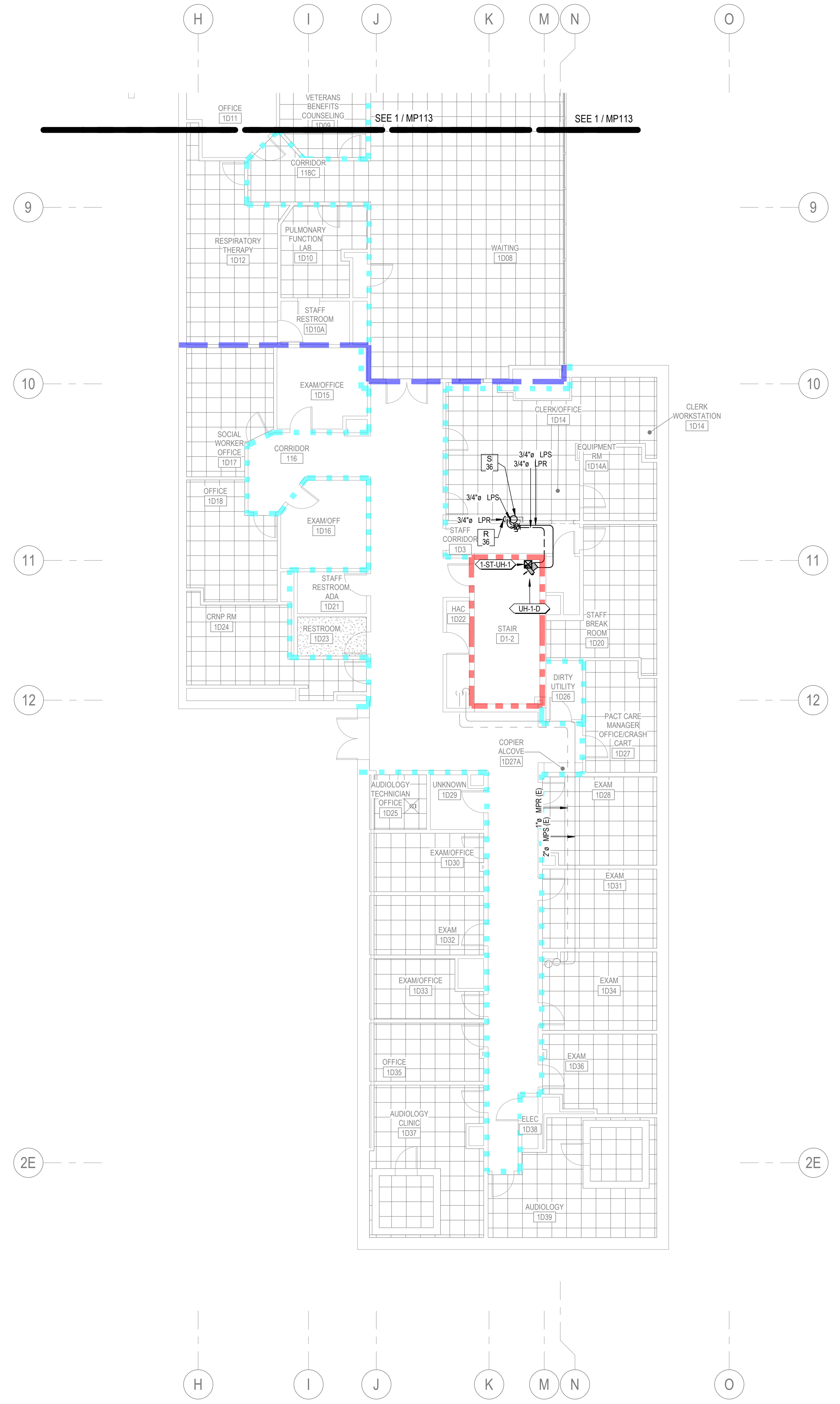
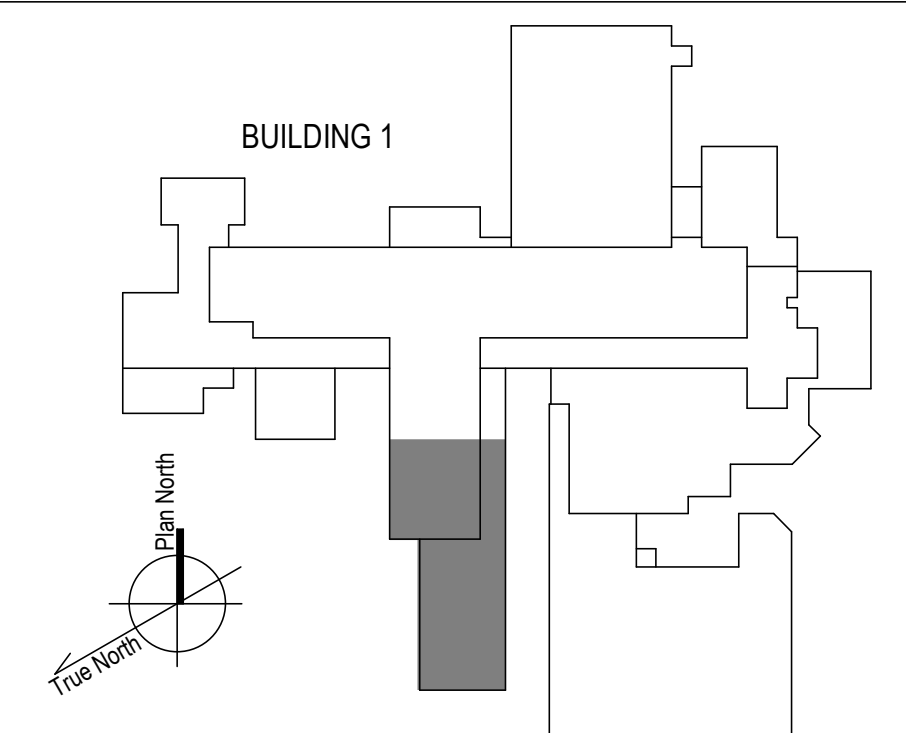
- A. REFER TO SPECIFICATIONS FOR FURTHER REQUIREMENTS IN THE SCOPE.
- B. REFER TO 'GC' SERIES SHEETS FOR WORK PHASING REQUIREMENTS.
- C. CONTRACTOR SHALL FIELD VERIFY ALL EXISTING CONDITIONS AND REPORT ANY DISCREPANCIES TO THE VHA COR BEFORE PROCEEDING WITH WORK.
- D. REFER TO M-001 AND M-002 FOR ADDITIONAL GENERAL NOTES AND SYMBOLS.
- E. REFER TO HAZARDOUS MATERIAL SURVEY IN THE SPECIFICATIONS. DO NOT PROCEED WITH DEMOLITION OR DISTURBANCE OF ITEMS CONTAINING HAZARDOUS MATERIALS UNTIL ABATEMENT IN ACCORDANCE WITH HAZARDOUS MATERIAL ABATEMENT SPECIFICATIONS HAS BEEN PERFORMED.
- F. REFER TO GH100-SERIES SHEETS FOR OVERALL LIFE SAFETY REFERENCE PLANS AND FOR LEGEND OF RATED WALL TYPES AS SHOWN ON MECHANICAL PLANS.
- G. REFER TO SPECIFICATIONS 01 00 00 AND 23 05 10 FOR SELECTIVE DEMOLITION AND REPAIR REQUIREMENTS AT EXISTING CONSTRUCTION AFFECTED BY NEW WORK (EG WALLS, CHASES, CEILINGS, ETC.). HOLES LEFT FROM DEMOLISHING PIPE THAT IS NOT REPLACED IN KIND SHALL BE PATCHED TO MATCH THE SURROUNDING CONDITIONS, INCLUDING LIFE SAFETY RATINGS.
- H. REFER TO ARCHITECTURAL PLANS FOR TYPICAL LOCATIONS AND SCOPE DETAILS OF SELECTIVE DEMOLITION. LOCATIONS SHOWN THEREON ARE NOT NECESSARILY EXHAUSTIVE OF ALL THAT MAY BE REQUIRED. MECHANICAL AND GENERAL CONTRACTORS SHALL COORDINATE TO IDENTIFY AND ADDRESS ALL SUCH INSTANCES AS REQUIRED TO ACCOMPLISH THE WORK.
- I. REFERENCE M-602 FOR STEAM TRAP SCHEDULE.

**KEYNOTES**

**FIRE-RESISTIVE RATED WALL TYPE LEGEND**

- - - - 2-HOUR FIRE SEPARATION
- - - - 1-HOUR FIRE SEPARATION
- - - - 1-HOUR SMOKE BARRIER
- - - - 0-HOUR SMOKE RESISTIVE

**KEY PLAN**

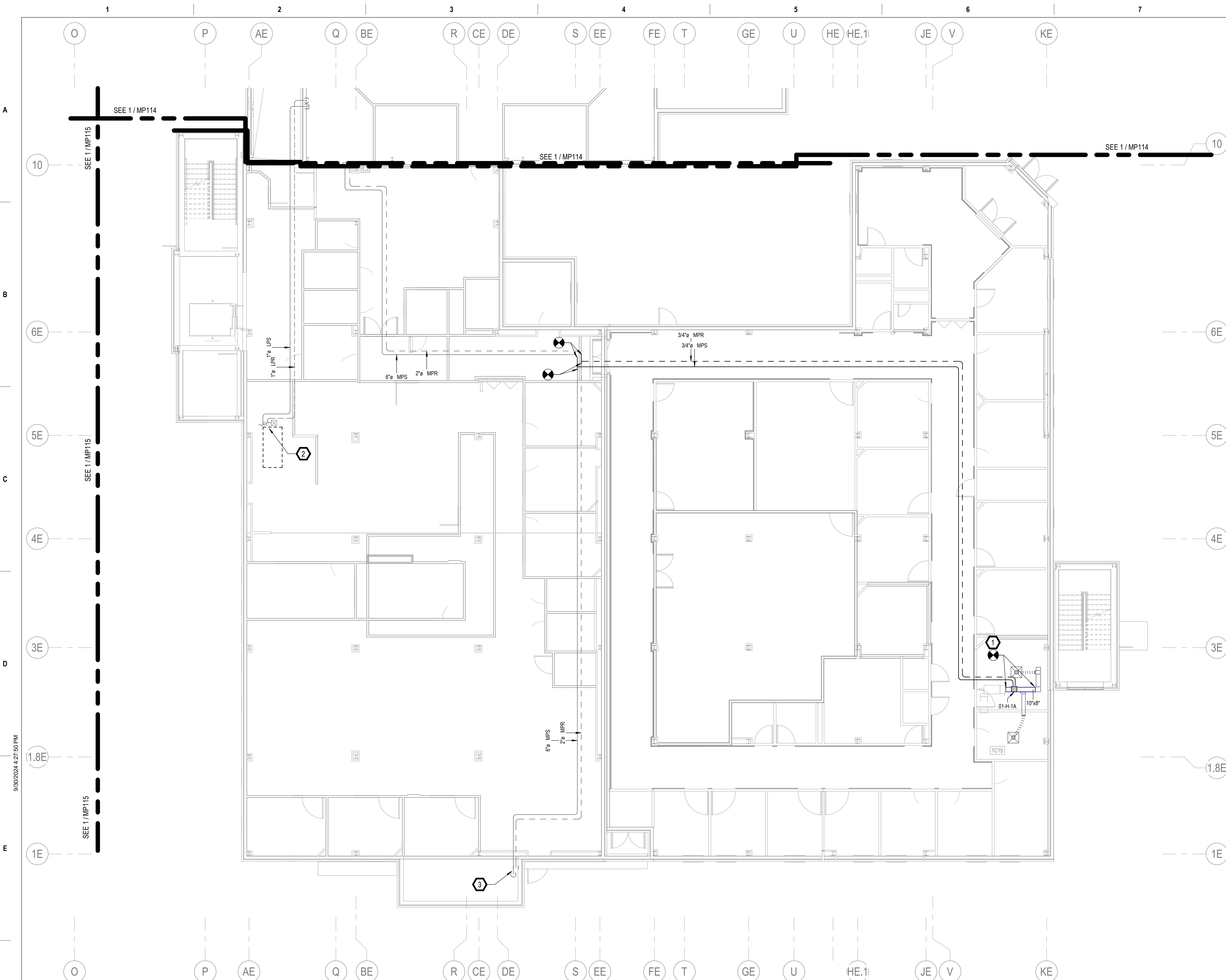


1 1ST FLOOR - SOUTH WEST NEW WORK PLAN  
1/8" = 1'-0"

<p>100% CONSTRUCTION DOCUMENTS - REV 1</p> <p>09/30/2024</p> <p>Issued: _____ Date: _____</p>	<p><b>CONSULTANTS:</b></p>	<p><b>ARCHITECT/ENGINEERS:</b></p> <p><b>VALHALLA ENGINEERING GROUP, LLC</b></p> <p>750 W HAMPTDEN AVE SUITE 300 ENGLEWOOD, CO 80110 (720) 550-6307 WWW.VALHALLAENGINEERING.COM</p> <p>VEG 20.14</p>	<p><b>STAMP:</b></p>	<p>U.S. Department of Veterans Affairs</p>	<p>Drawing Title</p> <p><b>PLAN SOUTHWEST 1ST FLOOR MECHANICAL NEW WORK PLAN</b></p> <p>Approved: Project Director</p>	<p>Phase</p> <p><b>100% CONSTRUCTION DOCUMENT</b></p>	<p>Project Title</p> <p><b>REPLACE STEAM SYSTEMS</b></p> <p>Location 2907 PLEASANT VALLEY BLVD ALTOONA, PA 16602</p> <p>Issue Date 09/30/2024</p> <p>Checked MB</p> <p>Drawn AB</p>	<p>Project Number</p> <p>503-19-112</p> <p>Building Number</p> <p>1</p> <p>Drawing Number</p> <p><b>MP115</b></p>
---	----------------------------	--	----------------------	--	--	---	---	---

B:\136120\_14\_Albana\_PA\_Schem\20\_14\_Albana\_PA\_Schem\_VEG\MEP\_R19.rvt  
 9/30/2024 4:27:46 PM  
 VA FORM 08 - 6231





**GENERAL NOTES**

- A. REFER TO SPECIFICATIONS FOR FURTHER REQUIREMENTS IN THE SCOPE.
- B. REFER TO 'GC' SERIES SHEETS FOR WORK PHASING REQUIREMENTS.
- C. CONTRACTOR SHALL FIELD VERIFY ALL EXISTING CONDITIONS AND REPORT ANY DISCREPANCIES TO THE VHA COR BEFORE PROCEEDING WITH WORK.
- D. REFER TO M-001 AND M-002 FOR ADDITIONAL GENERAL NOTES AND SYMBOLS.
- E. REFER TO HAZARDOUS MATERIAL SURVEY IN THE SPECIFICATIONS. DO NOT PROCEED WITH DEMOLITION OR DISTURBANCE OF ITEMS CONTAINING HAZARDOUS MATERIALS UNTIL ABATEMENT IN ACCORDANCE WITH HAZARDOUS MATERIAL ABATEMENT SPECIFICATIONS HAS BEEN PERFORMED.
- F. REFER TO GH100-SERIES SHEETS FOR OVERALL LIFE SAFETY REFERENCE PLANS AND FOR LEGEND OF RATED WALL TYPES AS SHOWN ON MECHANICAL PLANS.
- G. REFER TO SPECIFICATIONS 01 00 00 AND 23 05 10 FOR SELECTIVE DEMOLITION AND REPAIR REQUIREMENTS AT EXISTING CONSTRUCTION AFFECTED BY NEW WORK (EG WALLS, CHASES, CEILINGS, ETC.). HOLES LEFT FROM DEMOLISHING PIPE THAT IS NOT REPLACED IN KIND SHALL BE PATCHED TO MATCH THE SURROUNDING CONDITIONS, INCLUDING LIFE SAFETY RATINGS.
- H. REFER TO ARCHITECTURAL PLANS FOR TYPICAL LOCATIONS AND SCOPE DETAILS OF SELECTIVE DEMOLITION. LOCATIONS SHOWN THEREON ARE NOT NECESSARILY EXHAUSTIVE OF ALL THAT MAY BE REQUIRED. MECHANICAL AND GENERAL CONTRACTORS SHALL COORDINATE TO IDENTIFY AND ADDRESS ALL SUCH INSTANCES AS REQUIRED TO ACCOMPLISH THE WORK.
- I. REFERENCE M-602 FOR STEAM TRAP SCHEDULE.

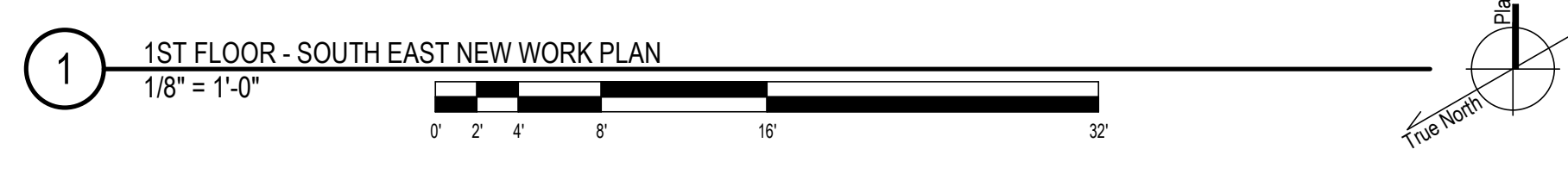
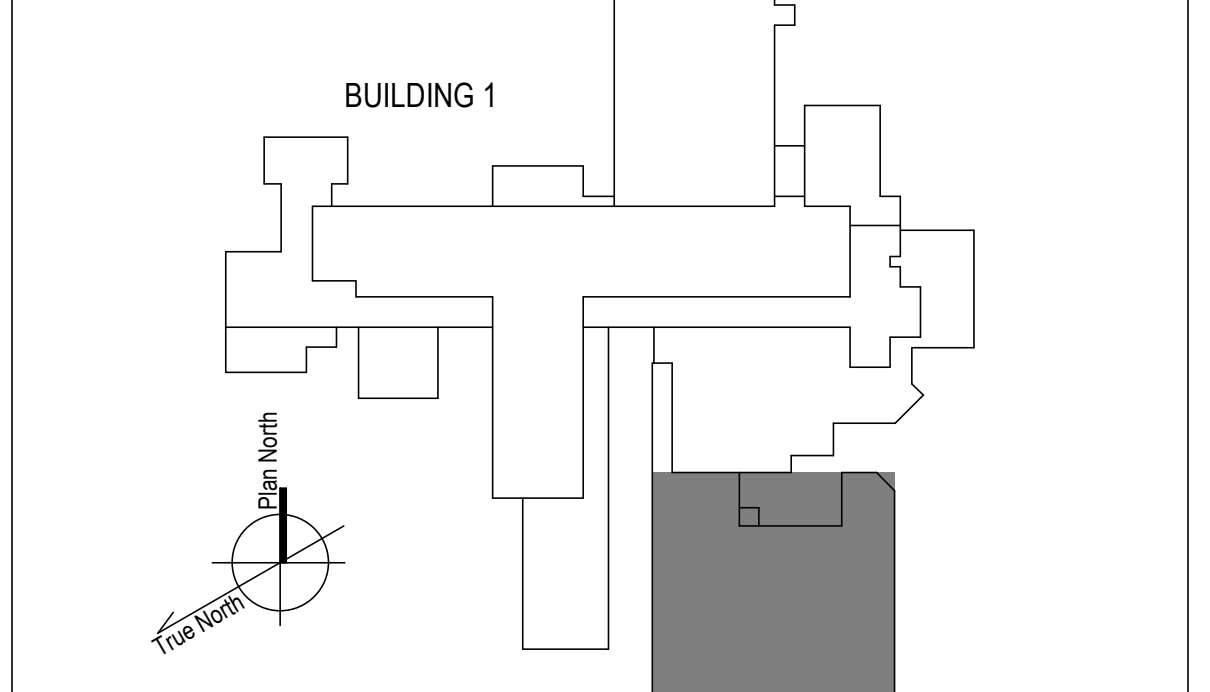
**KEYNOTES**

- 1. PROVIDE ZONE HUMIDITY SENSOR AND INCORPORATE WITH NEW HUMIDIFIER CONTROLS INTO BAS. REF M-700 SHEET SERIES. REF M-500 SHEET SERIES FOR DUCT SPLICING AND TRAP SET.
- 2. INCORPORATE WITH NEW STEAM TRAP MONITORING SYSTEM. REF M-700 SHEET SERIES.
- 3. DOWN TO BASEMENT.

**FIRE-RESISTIVE RATED WALL TYPE LEGEND**

- - - 2-HOUR FIRE SEPARATION
- - - 1-HOUR FIRE SEPARATION
- - - 1-HOUR SMOKE BARRIER
- - - 0-HOUR SMOKE RESISTIVE

**KEY PLAN**



<p>100% CONSTRUCTION DOCUMENTS - REV 1</p> <p>09/30/2024</p> <p>Issued: _____ Date: _____</p>	<p><b>CONSULTANTS:</b></p>	<p><b>ARCHITECT/ENGINEERS:</b></p> <p><b>VALHALLA ENGINEERING GROUP, LLC</b></p> <p>750 W HAMPODEN AVE SUITE 300 ENGLEWOOD, CO 80110 (720) 550-8307 WWW.VALHALLAENGINEERING.COM</p>	<p><b>STAMP:</b></p>	<p>U.S. Department of Veterans Affairs</p>	<p>Drawing Title</p> <p><b>PLAN SOUTHEAST 1ST FLOOR PLAN</b></p> <p>Approved: Project Director</p>	<p>Phase</p> <p><b>100% CONSTRUCTION DOCUMENT</b></p>	<p>Project Title</p> <p><b>REPLACE STEAM SYSTEMS</b></p> <p>Location 2907 PLEASANT VALLEY BLVD ALTOONA, PA 16602</p> <p>Issue Date 09/30/2024</p> <p>Checked DD</p> <p>Drawn MB</p>	<p>Project Number</p> <p><b>503-19-112</b></p> <p>Building Number</p> <p><b>1</b></p> <p>Drawing Number</p> <p><b>MP116</b></p>
---	----------------------------	---	----------------------	--	--	---	---	---



A

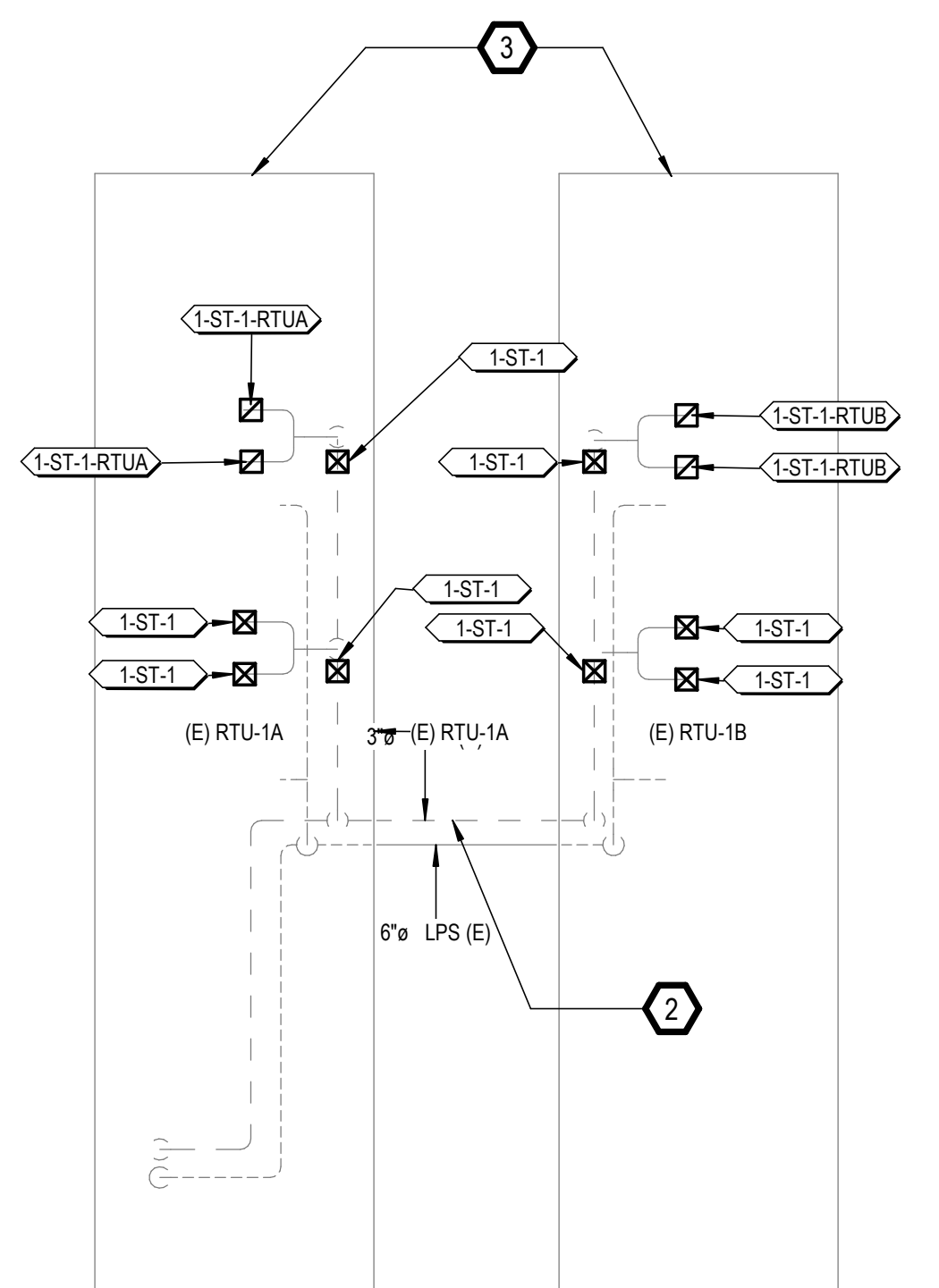
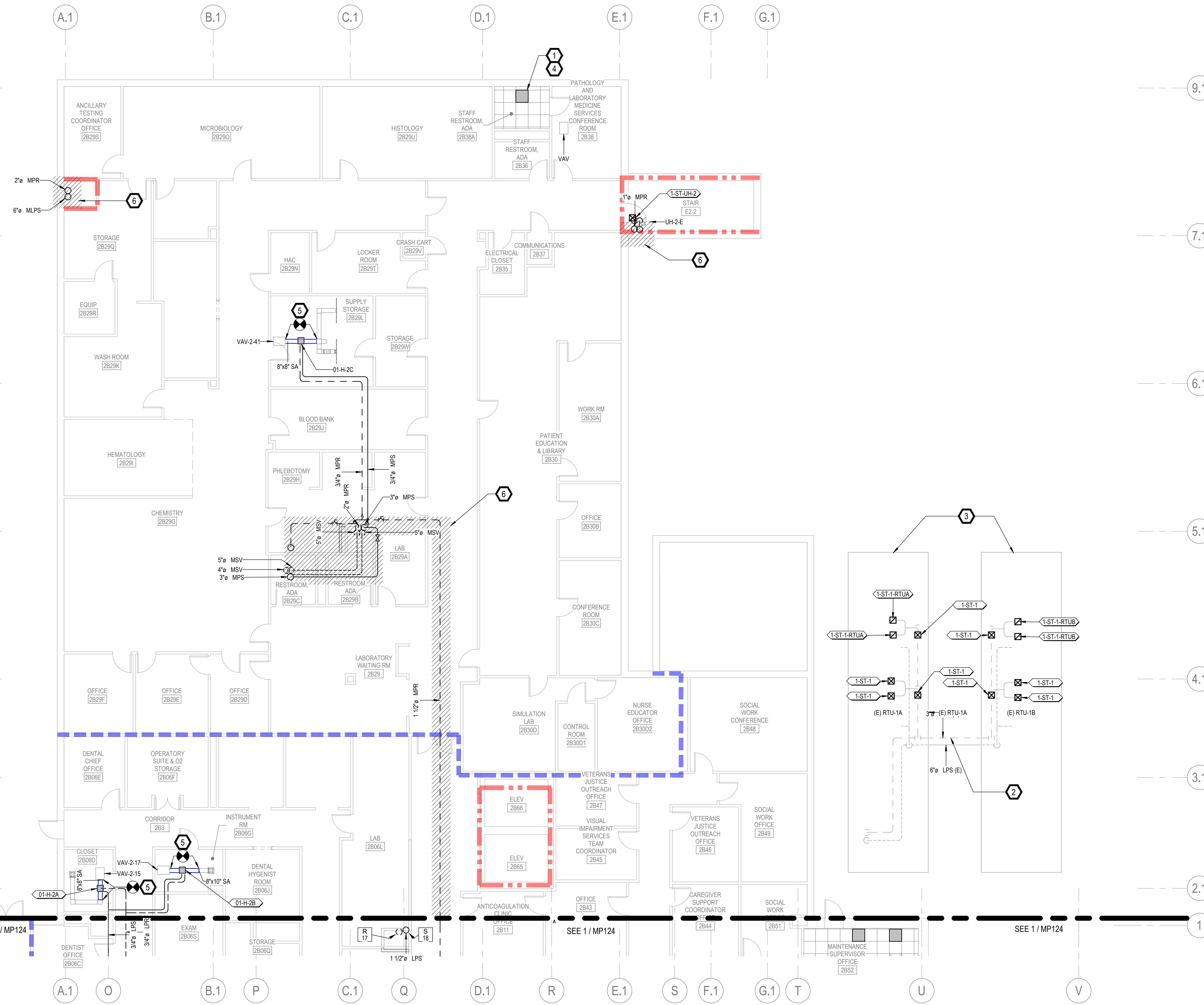
B

C

D

E

F



1 2ND FLOOR - NORTH NEW WORK PLAN  
1/8" = 1'-0"

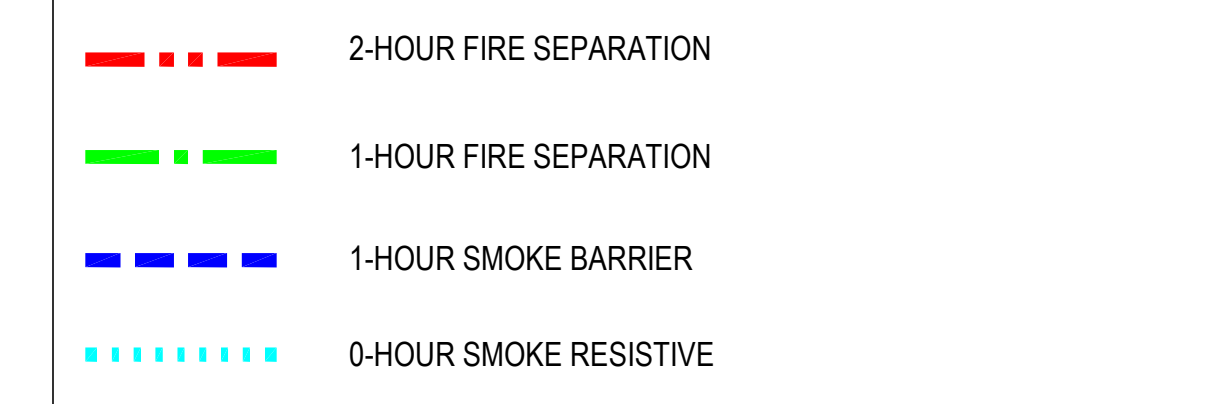
**GENERAL NOTES**

- A. REFER TO SPECIFICATIONS FOR FURTHER REQUIREMENTS IN THE SCOPE.
- B. REFER TO 'GC' SERIES SHEETS FOR WORK PHASING REQUIREMENTS.
- C. CONTRACTOR SHALL FIELD VERIFY ALL EXISTING CONDITIONS AND REPORT ANY DISCREPANCIES TO THE VHA COR BEFORE PROCEEDING WITH WORK.
- D. REFER TO M-001 AND M-002 FOR ADDITIONAL GENERAL NOTES AND SYMBOLS.
- E. REFER TO HAZARDOUS MATERIAL SURVEY IN THE SPECIFICATIONS. DO NOT PROCEED WITH DEMOLITION OR DISTURBANCE OF ITEMS CONTAINING HAZARDOUS MATERIALS UNTIL ABATEMENT IN ACCORDANCE WITH HAZARDOUS MATERIAL ABATEMENT SPECIFICATIONS HAS BEEN PERFORMED.
- F. REFER TO GH100-SERIES SHEETS FOR OVERALL LIFE SAFETY REFERENCE PLANS AND FOR LEGEND OF RATED WALL TYPES AS SHOWN ON MECHANICAL PLANS.
- G. REFER TO SPECIFICATIONS 01 00 00 AND 23 05 10 FOR SELECTIVE DEMOLITION AND REPAIR REQUIREMENTS AT EXISTING CONSTRUCTION AFFECTED BY NEW WORK (EG WALLS, CHASES, CEILINGS, ETC.). HOLES LEFT FROM DEMOLISHING PIPE THAT IS NOT REPLACED IN KIND SHALL BE PATCHED TO MATCH THE SURROUNDING CONDITIONS, INCLUDING LIFE SAFETY RATINGS.
- H. REFER TO ARCHITECTURAL PLANS FOR TYPICAL LOCATIONS AND SCOPE DETAILS OF SELECTIVE DEMOLITION. LOCATIONS SHOWN THEREON ARE NOT NECESSARILY EXHAUSTIVE OF ALL THAT MAY BE REQUIRED. MECHANICAL AND GENERAL CONTRACTORS SHALL COORDINATE TO IDENTIFY AND ADDRESS ALL SUCH INSTANCES AS REQUIRED TO ACCOMPLISH THE WORK.
- I. REFERENCE M-602 FOR STEAM TRAP SCHEDULE.

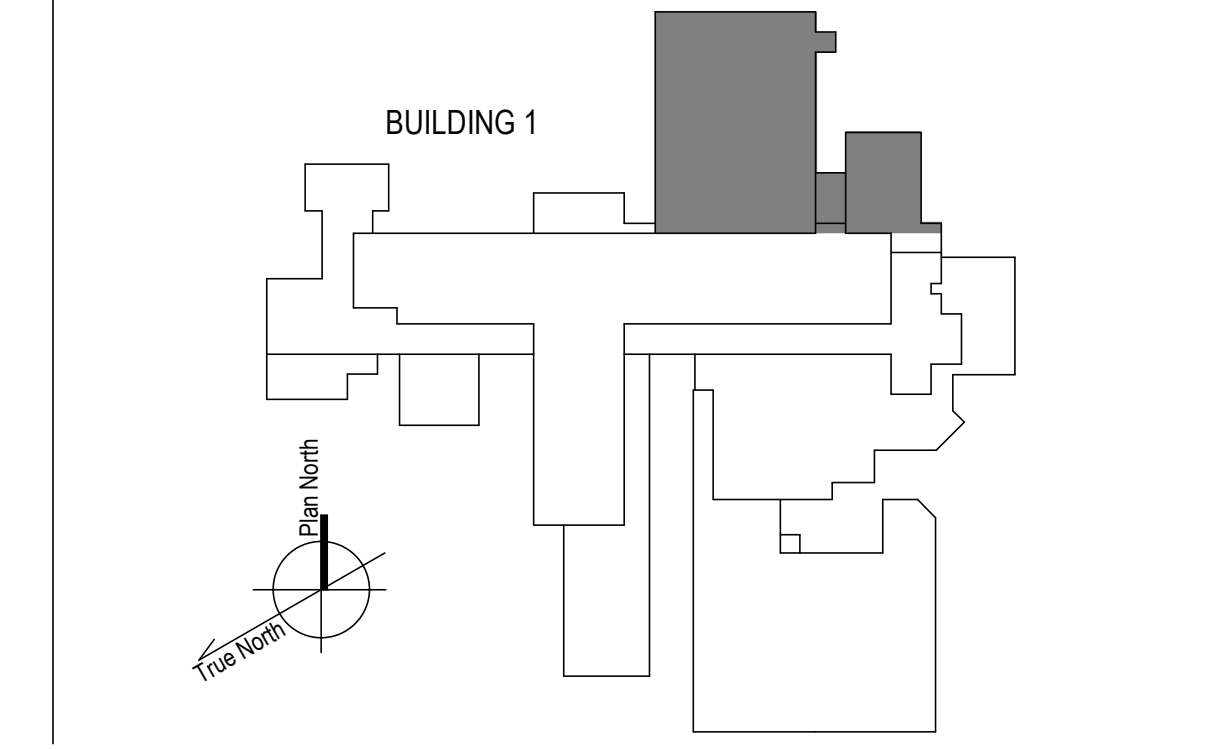
**KEYNOTES**

- 1. PROVIDE RADIANT CEILING PANELS PER SPECIFICATIONS 23 82 00. CONNECT TO EXISTING HEATING HOT WATER PIPING SERVING NEAREST VAV. REF. 1/M-501.
- 2. EXISTING STEAM PIPING ON ROOF TO RTUs TO REMAIN. REPLACE TRAP ASSEMBLY AS SCHEDULED.
- 3. EXISTING ROOFTOP UNITS TO REMAIN. REPLACE TRAP ASSEMBLY AS SCHEDULED.
- 4. MIGRATE EXISTING BAS I/O POINT FOR ABANDONED-IN-PLACE WALL RADIATORS TO NEW RADIANT CEILING PANEL CONTROL VALVES. PROVIDE NEW CONTROLS CONDUIT AND CONDUCTORS IN ACCORDANCE WITH SPECIFICATIONS 23 09 23. REFER ALSO TO I/O POINT LISTS ON M-700 SHEET SERIES.
- 5. PROVIDE ZONE HUMIDITY SENSOR AND INCORPORATE WITH NEW HUMIDIFIER CONTROLS INTO BAS. REF M-700 SHEET SERIES. REF TO M-500 SHEET SERIES FOR DUCT SPlicing AND TRAP SET.
- 6. IF DEDUCT ALTERNATE #1 IS ACCEPTED:  
-EXCLUDE PRICE AND SCOPE OF DEMO PIPING GREATER THAN 2" IN HATCHED AREA.  
-REINSULATE EXISTING HORIZONTAL & ACCESSIBLE PIPE SHOWN AS DEMO'D IN HATCHED AREA AND REPLACE TRAPS AS SCHEDULED. (DO NOT OPEN WALLS, CHASES, OR HARD CEILINGS).

**FIRE-RESISTIVE RATED WALL TYPE LEGEND**



**KEY PLAN**



100% CONSTRUCTION DOCUMENTS - REV 1	09/30/2024
Issued:	Date:

**CONSULTANTS:**

**ARCHITECT/ENGINEERS:**  
**VALHALLA ENGINEERING GROUP, LLC**  
 750 W HAMPODEN AVE  
 SUITE 300  
 ENGLEWOOD, CO 80110  
 (720) 550-8307  
 WWW.VALHALLAENGINEERING.COM

**STAMP:**  
 REGISTERED PROFESSIONAL ENGINEER  
 MITCH BIBLE  
 ENGINEER  
 PE 092820  
 10/01/2024

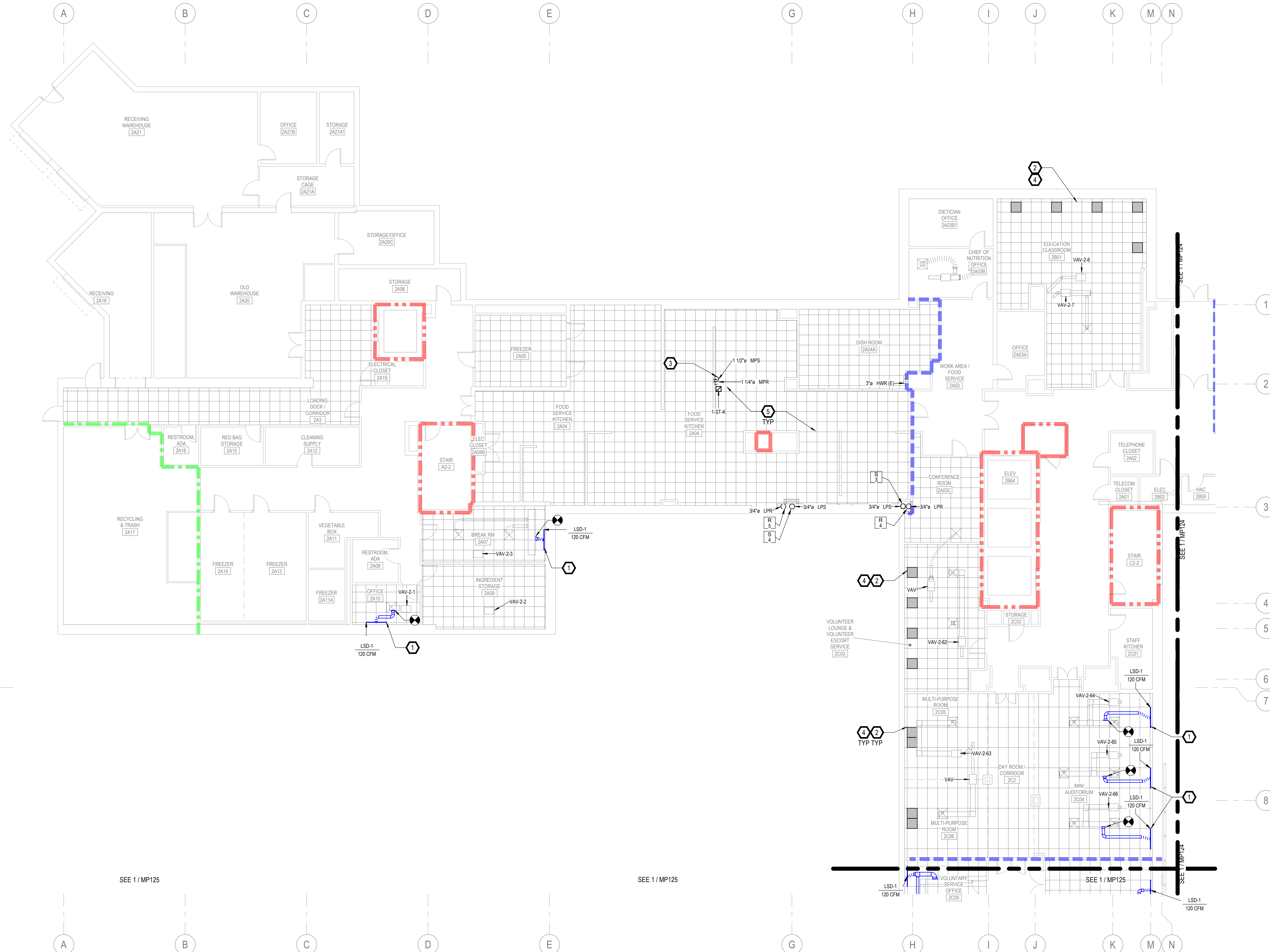


**Drawing Title**  
 PLAN NORTH 2ND FLOOR MECHANICAL  
 NEW WORK PLAN  
 Approved: Project Director

**Phase**  
 100% CONSTRUCTION  
 DOCUMENT

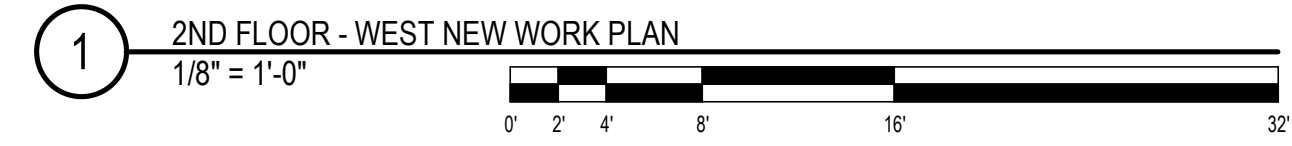
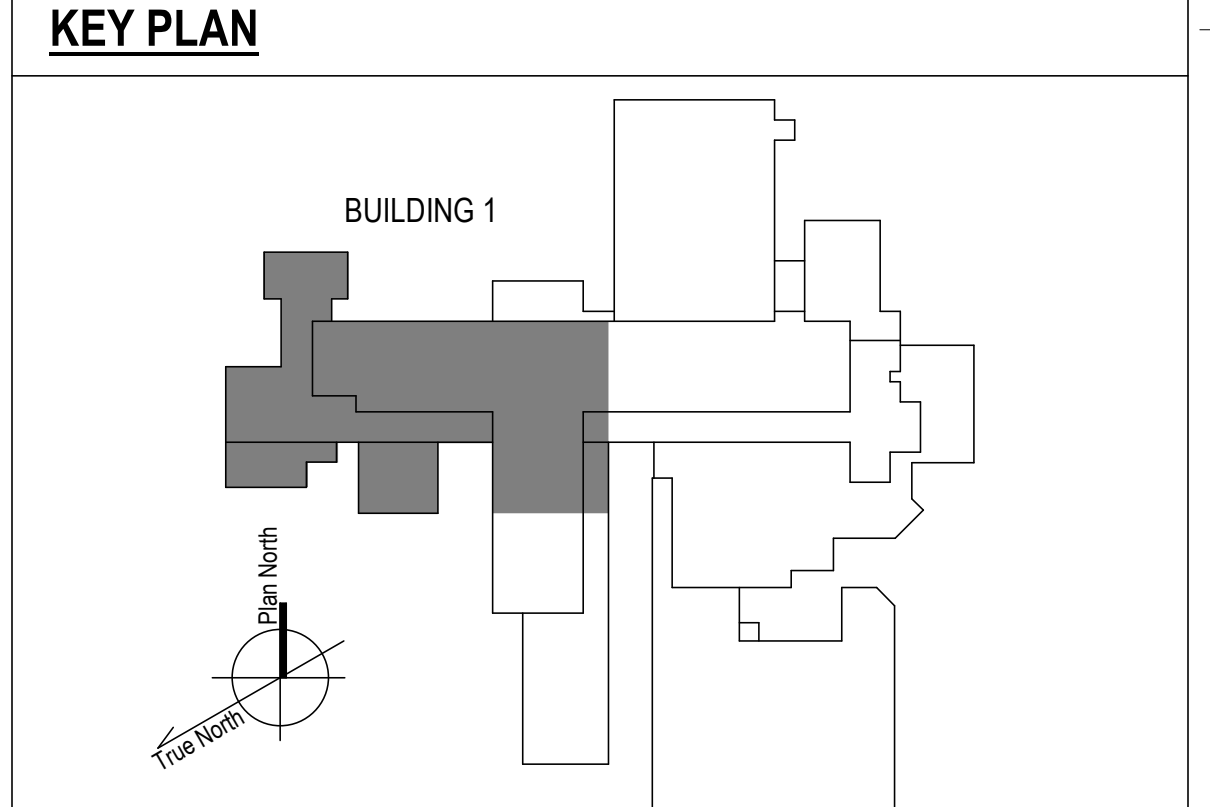
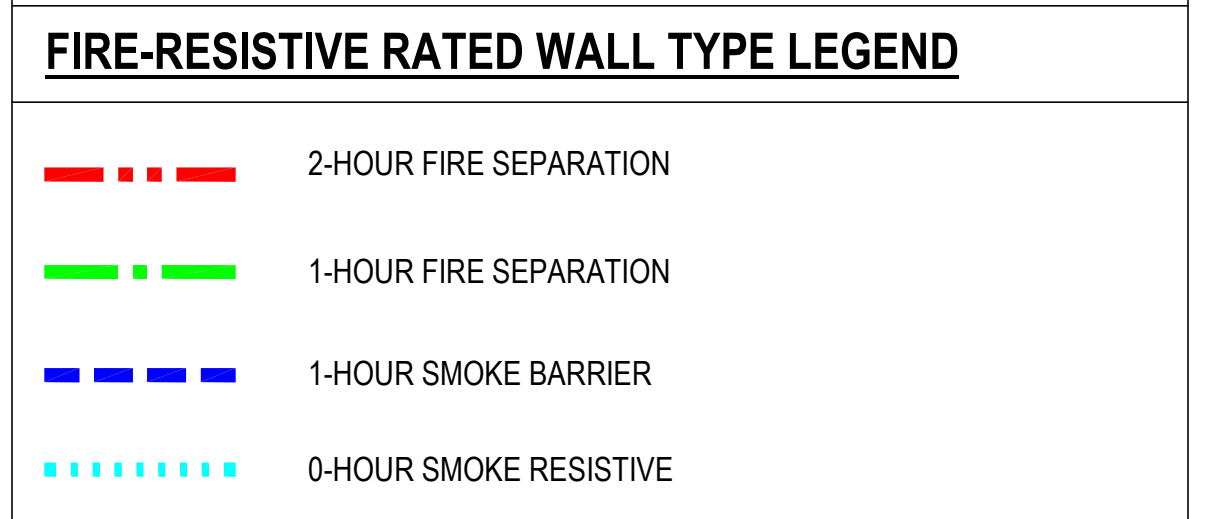
<b>Project Title</b> REPLACE STEAM SYSTEMS	<b>Project Number</b> 503-19-112
<b>Location</b> 2907 PLEASANT VALLEY BLVD ALTOONA, PA 16602	<b>Building Number</b> 1
<b>Issue Date</b> 09/30/2024	<b>Drawing Number</b> MP122
<b>Checked</b> MB	<b>Drawn</b> AB





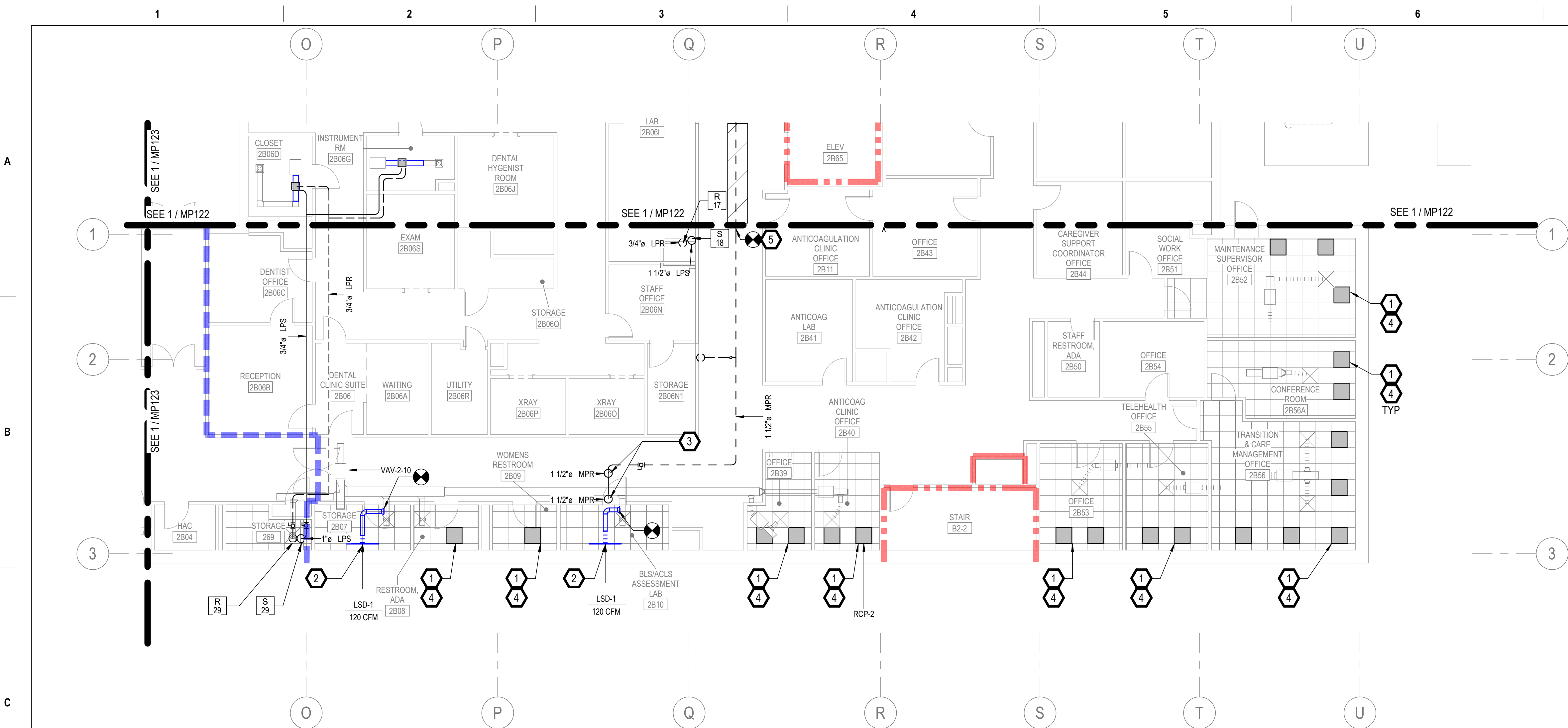
- ### GENERAL NOTES
- A. REFER TO SPECIFICATIONS FOR FURTHER REQUIREMENTS IN THE SCOPE.
  - B. REFER TO 'GC' SERIES SHEETS FOR WORK PHASING REQUIREMENTS.
  - C. CONTRACTOR SHALL FIELD VERIFY ALL EXISTING CONDITIONS AND REPORT ANY DISCREPANCIES TO THE VHA COR BEFORE PROCEEDING WITH WORK.
  - D. REFER TO M-001 AND M-002 FOR ADDITIONAL GENERAL NOTES AND SYMBOLS.
  - E. REFER TO HAZARDOUS MATERIAL SURVEY IN THE SPECIFICATIONS. DO NOT PROCEED WITH DEMOLITION OR DISTURBANCE OF ITEMS CONTAINING HAZARDOUS MATERIALS UNTIL ABATEMENT IN ACCORDANCE WITH HAZARDOUS MATERIAL ABATEMENT SPECIFICATIONS HAS BEEN PERFORMED.
  - F. REFER TO GH100-SERIES SHEETS FOR OVERALL LIFE SAFETY REFERENCE PLANS AND FOR LEGEND OF RATED WALL TYPES AS SHOWN ON MECHANICAL PLANS.
  - G. REFER TO SPECIFICATIONS 01 00 00 AND 23 05 10 FOR SELECTIVE DEMOLITION AND REPAIR REQUIREMENTS AT EXISTING CONSTRUCTION AFFECTED BY NEW WORK (EG WALLS, CHASES, CEILINGS, ETC.). HOLES LEFT FROM DEMOLISHING PIPE THAT IS NOT REPLACED IN KIND SHALL BE PATCHED TO MATCH THE SURROUNDING CONDITIONS, INCLUDING LIFE SAFETY RATINGS.
  - H. REFER TO ARCHITECTURAL PLANS FOR TYPICAL LOCATIONS AND SCOPE DETAILS OF SELECTIVE DEMOLITION. LOCATIONS SHOWN THEREON ARE NOT NECESSARILY EXHAUSTIVE OF ALL THAT MAY BE REQUIRED. MECHANICAL AND GENERAL CONTRACTORS SHALL COORDINATE TO IDENTIFY AND ADDRESS ALL SUCH INSTANCES AS REQUIRED TO ACCOMPLISH THE WORK.
  - I. REFERENCE M-602 FOR STEAM TRAP SCHEDULE.

- ### KEYNOTES
1. TAP NEAREST EXISTING VAV LOW PRESSURE-SIDE DUCT TO NEW SLOT DIFFUSER AT ROOM PERIMETER. PRE-TAB AUDIT AND REBALANCE DIFFUSERS IN ROOM TO REDISTRIBUTE CFMs SHOWN TO LSDs (TOTAL CFM REMAINS UNCHANGED). REF: 2M-501.
  2. PROVIDE RADIANT CEILING PANELS PER SPECIFICATIONS 23 82 00. CONNECT TO EXISTING HEATING HOT WATER PIPING SERVING NEAREST VAV. REF: 1M-501.
  3. REPLACE STEAM AND CONDENSATE PIPING SERVING KITCHEN EQUIPMENT. REUSE EXISTING CONTROL VALVES. PROVIDE REMAINING COIL ACCESSORIES AS SHOWN IN STEAM COIL PIPING CONNECTION DETAIL IN M-500 SHEET SERIES.
  4. MIGRATE EXISTING BAS I/O POINT FOR ABANDONED-IN-PLACE WALL RADIATORS TO NEW RADIANT CEILING PANEL CONTROL VALVES. PROVIDE NEW CONTROLS CONDUIT AND CONDUCTORS IN ACCORDANCE WITH SPECIFICATIONS 23 09 23. REFER ALSO TO I/O POINT LISTS ON M-700 SHEET SERIES.
  5. PROVIDE DRIP TRAPS AS SCHEDULED ON SHEET M-601 AND AS REQUIRED IN THE SPECIFICATION SECTION 23 22 13 IN ADDITION TO THOSE EXPLICITLY SHOWN ON PLANS. REFERENCE DETAILS ON M-500 SHEET SERIES FOR INSTALLATION REQUIREMENTS.



<p>100% CONSTRUCTION DOCUMENTS - REV 1</p> <p>09/30/2024</p> <p>Issued: _____ Date: _____</p>	<p>CONSULTANTS:</p>	<p>ARCHITECT/ENGINEERS:</p> <p><b>VALHALLA ENGINEERING GROUP, LLC</b></p> <p>750 W HAMPODEN AVE SUITE 300 ENGLEWOOD, CO 80110 (720) 950-8307 WWW.VALHALLAENGINEERING.COM</p>	<p>STAMP:</p>	<p>U.S. Department of Veterans Affairs</p>	<p>Drawing Title</p> <p><b>PLAN WEST 2ND FLOOR MECHANICAL NEW WORK PLAN</b></p> <p>Approved: Project Director</p>	<p>Phase</p> <p><b>100% CONSTRUCTION DOCUMENT</b></p>	<p>Project Title</p> <p><b>REPLACE STEAM SYSTEMS</b></p>	<p>Project Number</p> <p><b>503-19-112</b></p>
								<p>Building Number</p> <p><b>1</b></p>
								<p>Drawing Number</p> <p><b>MP123</b></p>
								<p>Location</p> <p>2907 PLEASANT VALLEY BLVD ALTOONA, PA 16602</p>
								<p>Issue Date</p> <p>09/30/2024</p>
								<p>Checked</p> <p>MB</p>
								<p>Drawn</p> <p>AB</p>





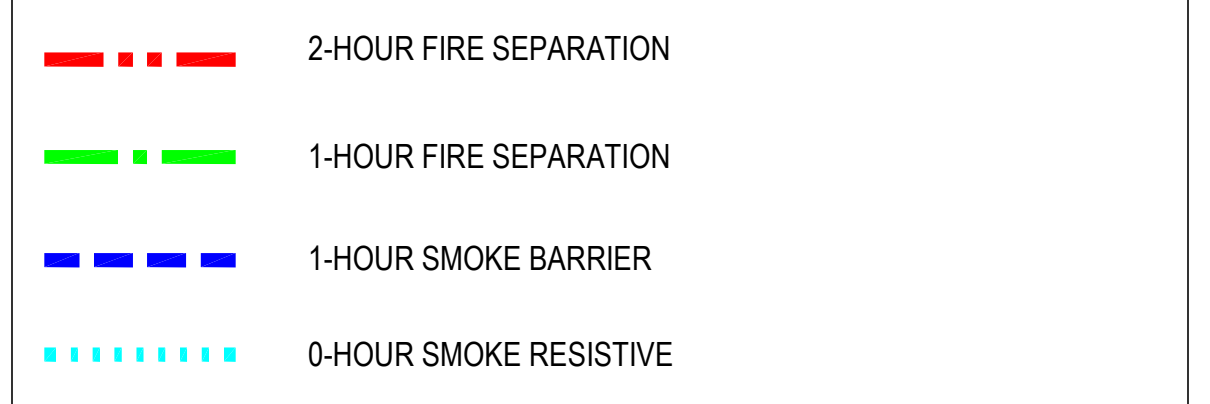
**GENERAL NOTES**

- A. REFER TO SPECIFICATIONS FOR FURTHER REQUIREMENTS IN THE SCOPE.
- B. REFER TO 'GC' SERIES SHEETS FOR WORK PHASING REQUIREMENTS.
- C. CONTRACTOR SHALL FIELD VERIFY ALL EXISTING CONDITIONS AND REPORT ANY DISCREPANCIES TO THE VHA COR BEFORE PROCEEDING WITH WORK.
- D. REFER TO M-001 AND M-002 FOR ADDITIONAL GENERAL NOTES AND SYMBOLS.
- E. REFER TO HAZARDOUS MATERIAL SURVEY IN THE SPECIFICATIONS. DO NOT PROCEED WITH DEMOLITION OR DISTURBANCE OF ITEMS CONTAINING HAZARDOUS MATERIALS UNTIL ABATEMENT IN ACCORDANCE WITH HAZARDOUS MATERIAL ABATEMENT SPECIFICATIONS HAS BEEN PERFORMED.
- F. REFER TO GH00-SERIES SHEETS FOR OVERALL LIFE SAFETY REFERENCE PLANS AND FOR LEGEND OF RATED WALL TYPES AS SHOWN ON MECHANICAL PLANS.
- G. REFER TO SPECIFICATIONS 01 00 00 AND 23 05 10 FOR SELECTIVE DEMOLITION AND REPAIR REQUIREMENTS AT EXISTING CONSTRUCTION AFFECTED BY NEW WORK (EG WALLS, CHASES, CEILINGS, ETC.). HOLES LEFT FROM DEMOLISHING PIPE THAT IS NOT REPLACED IN KIND SHALL BE PATCHED TO MATCH THE SURROUNDING CONDITIONS, INCLUDING LIFE SAFETY RATINGS.
- H. REFER TO ARCHITECTURAL PLANS FOR TYPICAL LOCATIONS AND SCOPE DETAILS OF SELECTIVE DEMOLITION. LOCATIONS SHOWN THEREON ARE NOT NECESSARILY EXHAUSTIVE OF ALL THAT MAY BE REQUIRED. MECHANICAL AND GENERAL CONTRACTORS SHALL COORDINATE TO IDENTIFY AND ADDRESS ALL SUCH INSTANCES AS REQUIRED TO ACCOMPLISH THE WORK.
- I. REFERENCE M-602 FOR STEAM TRAP SCHEDULE.

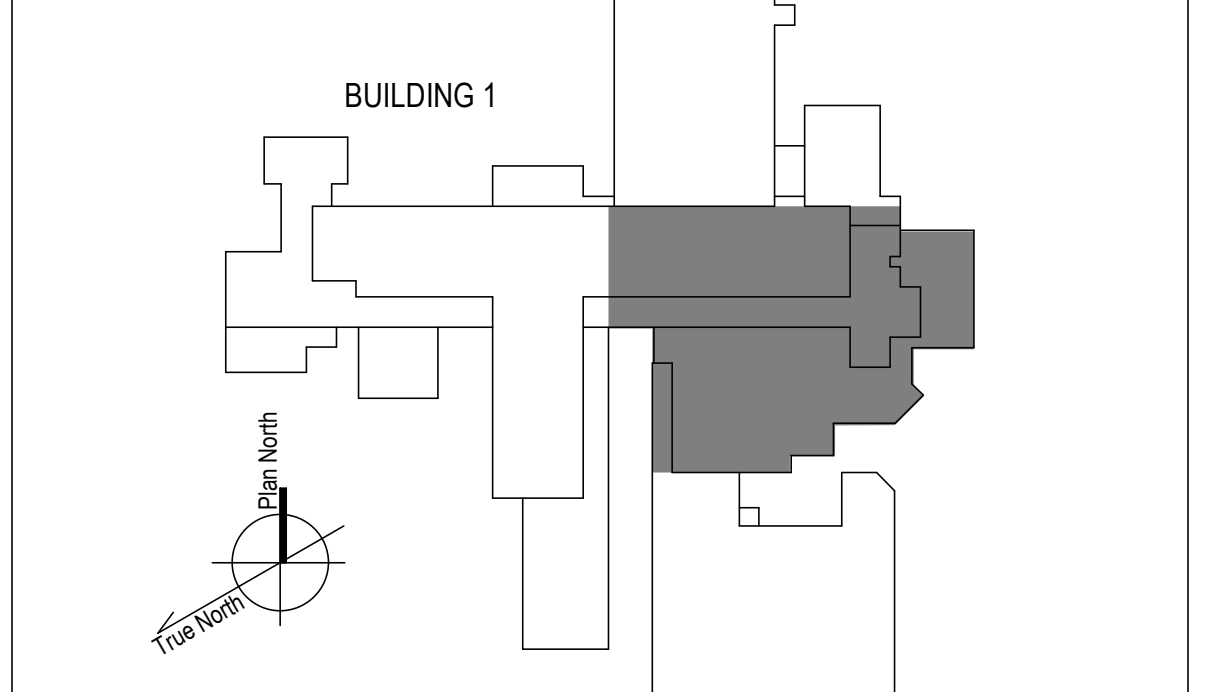
**KEYNOTES**

1. PROVIDE RADIANT CEILING PANELS PER SPECIFICATIONS 23 82 00. CONNECT TO EXISTING HEATING HOT WATER PIPING SERVING NEAREST VAV. REF: 1M-501.
2. TAP NEAREST EXISTING VAV LOW PRESSURE-SIDE DUCT TO NEW SLOT DIFFUSER AT ROOM PERIMETER. PRE-TAB AUDIT AND REBALANCE DIFFUSERS IN ROOM TO REDISTRIBUTE CFMs SHOWN TO LSDs (TOTAL CFM REMAINS UNCHANGED). REF: 2M-501.
3. CONNECT TO TRAP OUTLETS FOR STERILIZERS ON 3RD FLOOR ABOVE.
4. MIGRATE EXISTING BAS I/O POINT FOR ABANDONED-IN-PLACE WALL RADIATORS TO NEW RADIANT CEILING PANEL CONTROL VALVES. PROVIDE NEW CONTROLS CONDUIT AND CONDUCTORS IN ACCORDANCE WITH SPECIFICATIONS 23 09 23. REFER ALSO TO I/O POINT LISTS ON M-700 SHEET SERIES.
5. POINT OF CONNECTION IF ALTERNATE #1 IS ACCEPTED.

**FIRE-RESISTIVE RATED WALL TYPE LEGEND**



**KEY PLAN**



1 2ND FLOOR - EAST NEW WORK PLAN  
1/8" = 1'-0"

100% CONSTRUCTION DOCUMENTS - REV 1	09/30/2024
Issued:	Date:

**CONSULTANTS:**

**ARCHITECT/ENGINEERS:**

**VALHALLA ENGINEERING GROUP, LLC**

750 W HAMPODEN AVE  
SUITE 300  
ENGLEWOOD, CO 80110  
(720) 550-8307  
WWW.VALHALLAENGINEERING.COM

**STAMP:**

MITCH BIBLE  
ENGINEER  
10/01/2024

VEG 20.14



**Drawing Title**  
PLAN EAST 2ND FLOOR MECHANICAL  
NEW WORK PLAN

Approved: Project Director

**Phase**  
100% CONSTRUCTION  
DOCUMENT

<b>Project Title</b> REPLACE STEAM SYSTEMS	<b>Project Number</b> 503-19-112
<b>Location</b> 2907 PLEASANT VALLEY BLVD ALTOONA, PA 16602	<b>Building Number</b> 1
<b>Issue Date</b> 09/30/2024	<b>Drawing Number</b> MP124
<b>Checked</b> MB	<b>Drawn</b> AB







GENERAL NOTES

- A. REFER TO SPECIFICATIONS FOR FURTHER REQUIREMENTS IN THE SCOPE.
- B. REFER TO 'GC' SERIES SHEETS FOR WORK PHASING REQUIREMENTS.
- C. CONTRACTOR SHALL FIELD VERIFY ALL EXISTING CONDITIONS AND REPORT ANY DISCREPANCIES TO THE VHA COR BEFORE PROCEEDING WITH WORK.
- D. REFER TO M-001 AND M-002 FOR ADDITIONAL GENERAL NOTES AND SYMBOLS.
- E. REFER TO HAZARDOUS MATERIAL SURVEY IN THE SPECIFICATIONS. DO NOT PROCEED WITH DEMOLITION OR DISTURBANCE OF ITEMS CONTAINING HAZARDOUS MATERIALS UNTIL ABATEMENT IN ACCORDANCE WITH HAZARDOUS MATERIAL ABATEMENT SPECIFICATIONS HAS BEEN PERFORMED.
- F. REFER TO GH100-SERIES SHEETS FOR OVERALL LIFE SAFETY REFERENCE PLANS AND FOR LEGEND OF RATED WALL TYPES AS SHOWN ON MECHANICAL PLANS.
- G. REFER TO SPECIFICATIONS 01 00 00 AND 23 05 10 FOR SELECTIVE DEMOLITION AND REPAIR REQUIREMENTS AT EXISTING CONSTRUCTION AFFECTED BY NEW WORK (EG WALLS, CHASES, CEILINGS, ETC.). HOLES LEFT FROM DEMOLISHING PIPE THAT IS NOT REPLACED IN KIND SHALL BE PATCHED TO MATCH THE SURROUNDING CONDITIONS, INCLUDING LIFE SAFETY RATINGS.
- H. REFER TO ARCHITECTURAL PLANS FOR TYPICAL LOCATIONS AND SCOPE DETAILS OF SELECTIVE DEMOLITION. LOCATIONS SHOWN THEREON ARE NOT NECESSARILY EXHAUSTIVE OF ALL THAT MAY BE REQUIRED. MECHANICAL AND GENERAL CONTRACTORS SHALL COORDINATE TO IDENTIFY AND ADDRESS ALL SUCH INSTANCES AS REQUIRED TO ACCOMPLISH THE WORK.
- I. REFERENCE M-602 FOR STEAM TRAP SCHEDULE.

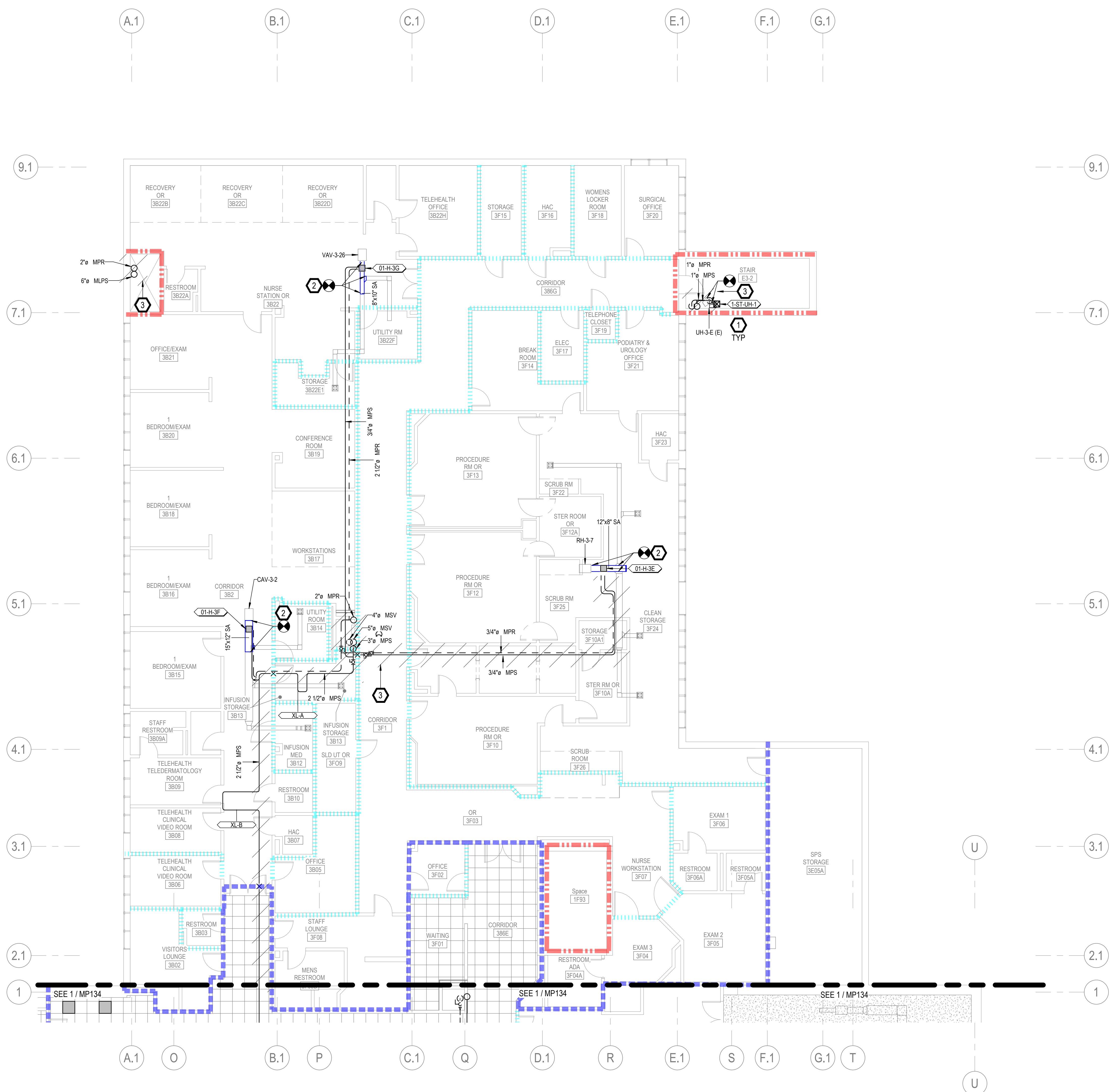
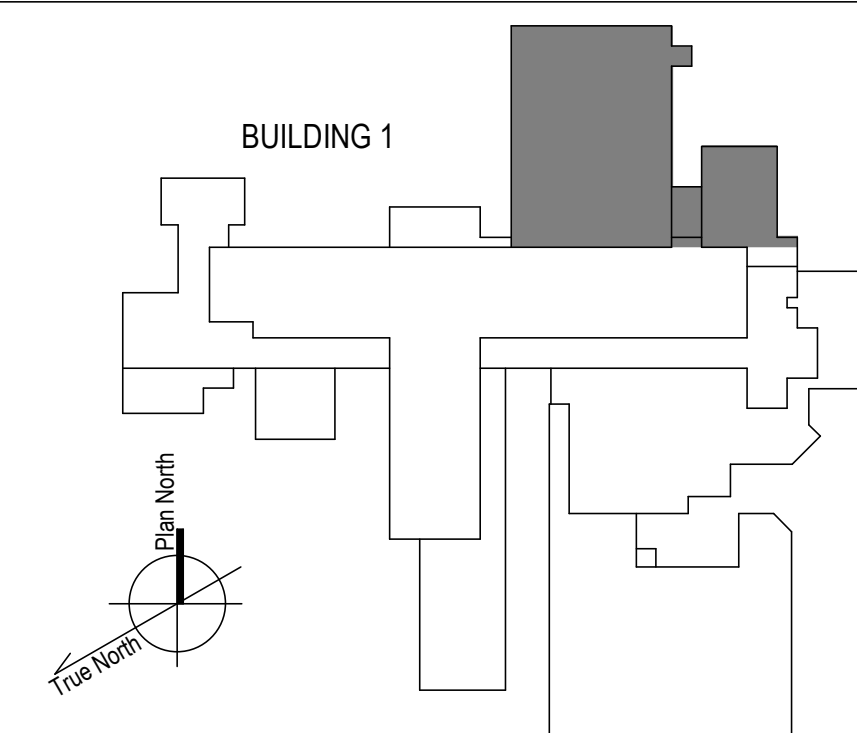
KEYNOTES

1. RECONNECT TO EXISTING STEAM UNIT HEATER PER M-500 SHEET SERIES DETAILS. REUSE EXISTING CONTROL VALVE. PROVIDE NEW 1-ST-UH-1 STEAM TRAP IN BASE BID.
2. PROVIDE ZONE HUMIDITY SENSOR AND INCORPORATE WITH NEW HUMIDIFIER CONTROLS INTO BAS. REF M-700 SHEET SERIES. REF M-500 SHEET SERIES FOR DUCT SPLICING AND TRAP SET.
3. IF DEDUCT ALTERNATE #1 IS ACCEPTED:
  - EXCLUDE PRICE AND SCOPE OF DEMO PIPING GREATER THAN 2" IN HATCHED AREA.
  - REINSULATE EXISTING HORIZONTAL & ACCESSIBLE PIPE SHOWN AS DEMO'D IN HATCHED AREA AND REPLACE TRAPS AS SCHEDULED. (DO NOT OPEN WALLS, CHASES, OR HARD CEILINGS).

FIRE-RESISTIVE RATED WALL TYPE LEGEND

- 2-HOUR FIRE SEPARATION
- 1-HOUR FIRE SEPARATION
- 1-HOUR SMOKE BARRIER
- 0-HOUR SMOKE RESISTIVE

KEY PLAN



1 3RD FLOOR - NORTH NEW WORK PLAN  
1/8" = 1'-0"

100% CONSTRUCTION DOCUMENTS - REV 1	09/30/2024
Issued:	Date:

CONSULTANTS:

ARCHITECT/ENGINEERS:

**VALHALLA ENGINEERING GROUP, LLC**

750 W HAMPODEN AVE  
SUITE 300  
ENGLEWOOD, CO 80110  
(720) 950-8007  
WWW.VALHALLAENGINEERING.COM

STAMP:

MITCH BIBLE  
ENGINEER  
10/01/2024



Drawing Title  
**PLAN NORTH 3RD FLOOR MECHANICAL NEW WORK PLAN**

Approved: Project Director

Phase  
**100% CONSTRUCTION DOCUMENT**

Project Title <b>REPLACE STEAM SYSTEMS</b>	Project Number <b>503-19-112</b>
Location 2907 PLEASANT VALLEY BLVD ALTOONA, PA 16602	Building Number <b>1</b>
Issue Date <b>09/30/2024</b>	Checked <b>MB</b>
Drawn <b>AB</b>	Drawing Number <b>MP132</b>



**GENERAL NOTES**

- A. REFER TO SPECIFICATIONS FOR FURTHER REQUIREMENTS IN THE SCOPE.
- B. REFER TO 'GC' SERIES SHEETS FOR WORK PHASING REQUIREMENTS.
- C. CONTRACTOR SHALL FIELD VERIFY ALL EXISTING CONDITIONS AND REPORT ANY DISCREPANCIES TO THE VHA COR BEFORE PROCEEDING WITH WORK.
- D. REFER TO M-001 AND M-002 FOR ADDITIONAL GENERAL NOTES AND SYMBOLS.
- E. REFER TO HAZARDOUS MATERIAL SURVEY IN THE SPECIFICATIONS. DO NOT PROCEED WITH DEMOLITION OR DISTURBANCE OF ITEMS CONTAINING HAZARDOUS MATERIALS UNTIL ABATEMENT IN ACCORDANCE WITH HAZARDOUS MATERIAL ABATEMENT SPECIFICATIONS HAS BEEN PERFORMED.
- F. REFER TO GH00-SERIES SHEETS FOR OVERALL LIFE SAFETY REFERENCE PLANS AND FOR LEGEND OF RATED WALL TYPES AS SHOWN ON MECHANICAL PLANS.
- G. REFER TO SPECIFICATIONS 01 00 00 AND 23 05 10 FOR SELECTIVE DEMOLITION AND REPAIR REQUIREMENTS AT EXISTING CONSTRUCTION AFFECTED BY NEW WORK (EG WALLS, CHASES, CEILINGS, ETC.). HOLES LEFT FROM DEMOLISHING PIPE THAT IS NOT REPLACED IN KIND SHALL BE PATCHED TO MATCH THE SURROUNDING CONDITIONS, INCLUDING LIFE SAFETY RATINGS.
- H. REFER TO ARCHITECTURAL PLANS FOR TYPICAL LOCATIONS AND SCOPE DETAILS OF SELECTIVE DEMOLITION. LOCATIONS SHOWN THEREON ARE NOT NECESSARILY EXHAUSTIVE OF ALL THAT MAY BE REQUIRED. MECHANICAL AND GENERAL CONTRACTORS SHALL COORDINATE TO IDENTIFY AND ADDRESS ALL SUCH INSTANCES AS REQUIRED TO ACCOMPLISH THE WORK.
- I. REFERENCE M-602 FOR STEAM TRAP SCHEDULE.

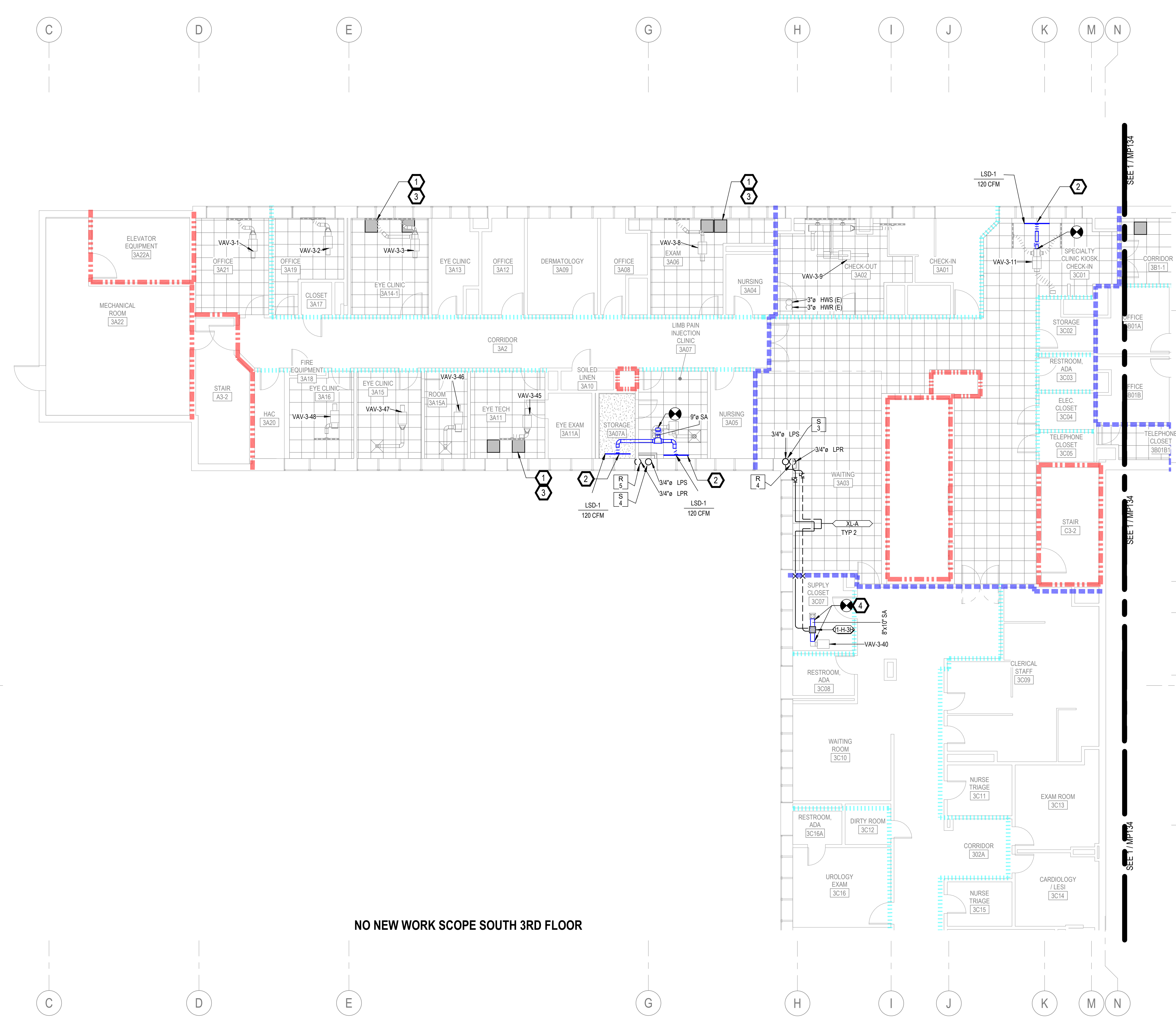
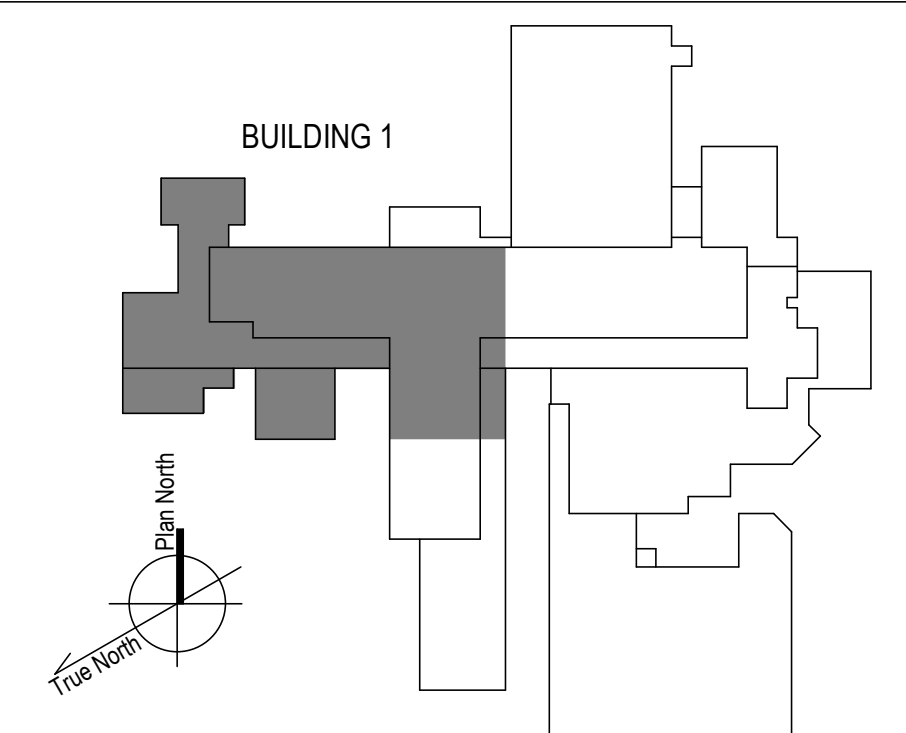
**KEYNOTES**

- 1. PROVIDE RADIANT CEILING PANELS PER SPECIFICATIONS 23 82 00. CONNECT TO EXISTING HEATING HOT WATER PIPING SERVING NEAREST VAV. REF. DETAIL 1, M-501.
- 2. TAP NEAREST EXISTING VAV LOW PRESSURE-SIDE DUCT TO NEW SLOT DIFFUSER AT ROOM PERIMETER. PRE-TAB AUDIT AND REBALANCE DIFFUSERS IN ROOM TO REDISTRIBUTE CFMs SHOWN TO LSDs (TOTAL CFM REMAINS UNCHANGED). REF: 2M-501.
- 3. MIGRATE EXISTING BAS I/O POINT FOR ABANDONED-IN-PLACE WALL RADIATORS TO NEW RADIANT CEILING PANEL CONTROL VALVES. PROVIDE NEW CONTROLS CONDUIT AND CONDUCTORS IN ACCORDANCE WITH SPECIFICATIONS 23 09 23. REFER ALSO TO I/O POINT LISTS ON M-700 SHEET SERIES.
- 4. PROVIDE ZONE HUMIDITY SENSOR AND INCORPORATE WITH NEW HUMIDIFIER CONTROLS INTO BAS. REF M-700 SHEET SERIES. REF M-500 SHEET SERIES FOR DUCT SPLICING AND TRAP SET.

**FIRE-RESISTIVE RATED WALL TYPE LEGEND**

- - - 2-HOUR FIRE SEPARATION
- - - 1-HOUR FIRE SEPARATION
- - - 1-HOUR SMOKE BARRIER
- - - 0-HOUR SMOKE RESISTIVE

**KEY PLAN**



**NO NEW WORK SCOPE SOUTH 3RD FLOOR**

1 3RD FLOOR - WEST NEW WORK PLAN  
1/8" = 1'-0"

100% CONSTRUCTION DOCUMENTS - REV 1	09/30/2024
Issued:	Date:

**CONSULTANTS:**

**ARCHITECT/ENGINEERS:**

**VALHALLA ENGINEERING GROUP, LLC**

750 W HAMPODEN AVE  
SUITE 300  
ENGLEWOOD, CO 80110  
(720) 550-6307  
WWW.VALHALLAENGINEERING.COM

**STAMP:**

MITCH BIBLE  
ENGINEER  
10/01/2024



**Drawing Title**  
PLAN WEST 3RD FLOOR MECHANICAL  
NEW WORK PLAN

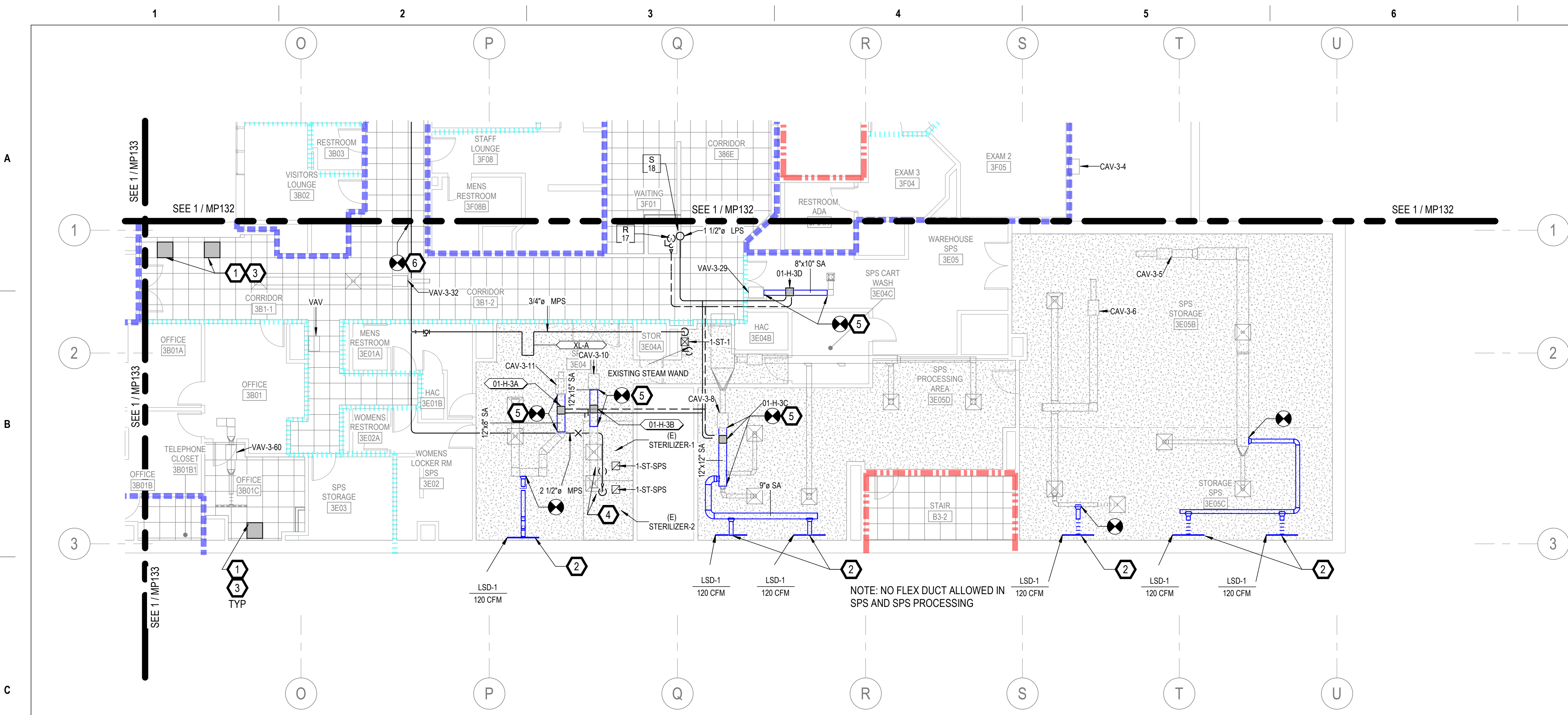
Approved: Project Director

**Phase**  
100% CONSTRUCTION  
DOCUMENT

<b>Project Title</b> REPLACE STEAM SYSTEMS	<b>Project Number</b> 503-19-112
<b>Location</b> 2907 PLEASANT VALLEY BLVD ALTOONA, PA 16602	<b>Building Number</b> 1
<b>Issue Date</b> 09/30/2024	<b>Checked</b> MB
<b>Drawn</b> AB	<b>Drawing Number</b> MP133

9/30/2024 4:28:25 PM  
B:\300\20\_14\_Altoona\_PA\_Sham20\_14\_Altoona\_PA\_Sham20\_14\_VEG\MEP\_R19.rvt  
VA FORM 08 - 6231





1 3RD FLOOR - EAST NEW WORK PLAN  
1/8" = 1'-0"

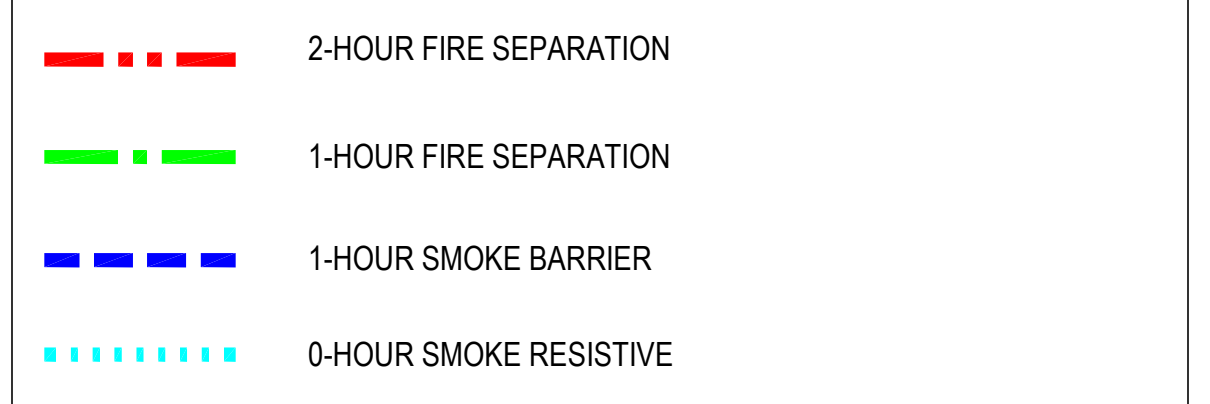
**GENERAL NOTES**

- A. REFER TO SPECIFICATIONS FOR FURTHER REQUIREMENTS IN THE SCOPE.
- B. REFER TO 'GC' SERIES SHEETS FOR WORK PHASING REQUIREMENTS.
- C. CONTRACTOR SHALL FIELD VERIFY ALL EXISTING CONDITIONS AND REPORT ANY DISCREPANCIES TO THE VHA COR BEFORE PROCEEDING WITH WORK.
- D. REFER TO M-001 AND M-002 FOR ADDITIONAL GENERAL NOTES AND SYMBOLS.
- E. REFER TO HAZARDOUS MATERIAL SURVEY IN THE SPECIFICATIONS. DO NOT PROCEED WITH DEMOLITION OR DISTURBANCE OF ITEMS CONTAINING HAZARDOUS MATERIALS UNTIL ABATEMENT IN ACCORDANCE WITH HAZARDOUS MATERIAL ABATEMENT SPECIFICATIONS HAS BEEN PERFORMED.
- F. REFER TO GH100-SERIES SHEETS FOR OVERALL LIFE SAFETY REFERENCE PLANS AND FOR LEGEND OF RATED WALL TYPES AS SHOWN ON MECHANICAL PLANS.
- G. REFER TO SPECIFICATIONS 01 00 00 AND 23 05 10 FOR SELECTIVE DEMOLITION AND REPAIR REQUIREMENTS AT EXISTING CONSTRUCTION AFFECTED BY NEW WORK (EG WALLS, CHASES, CEILINGS, ETC.). HOLES LEFT FROM DEMOLISHING PIPE THAT IS NOT REPLACED IN KIND SHALL BE PATCHED TO MATCH THE SURROUNDING CONDITIONS, INCLUDING LIFE SAFETY RATINGS.
- H. REFER TO ARCHITECTURAL PLANS FOR TYPICAL LOCATIONS AND SCOPE DETAILS OF SELECTIVE DEMOLITION. LOCATIONS SHOWN THEREON ARE NOT NECESSARILY EXHAUSTIVE OF ALL THAT MAY BE REQUIRED. MECHANICAL AND GENERAL CONTRACTORS SHALL COORDINATE TO IDENTIFY AND ADDRESS ALL SUCH INSTANCES AS REQUIRED TO ACCOMPLISH THE WORK.
- I. REFERENCE M-602 FOR STEAM TRAP SCHEDULE.

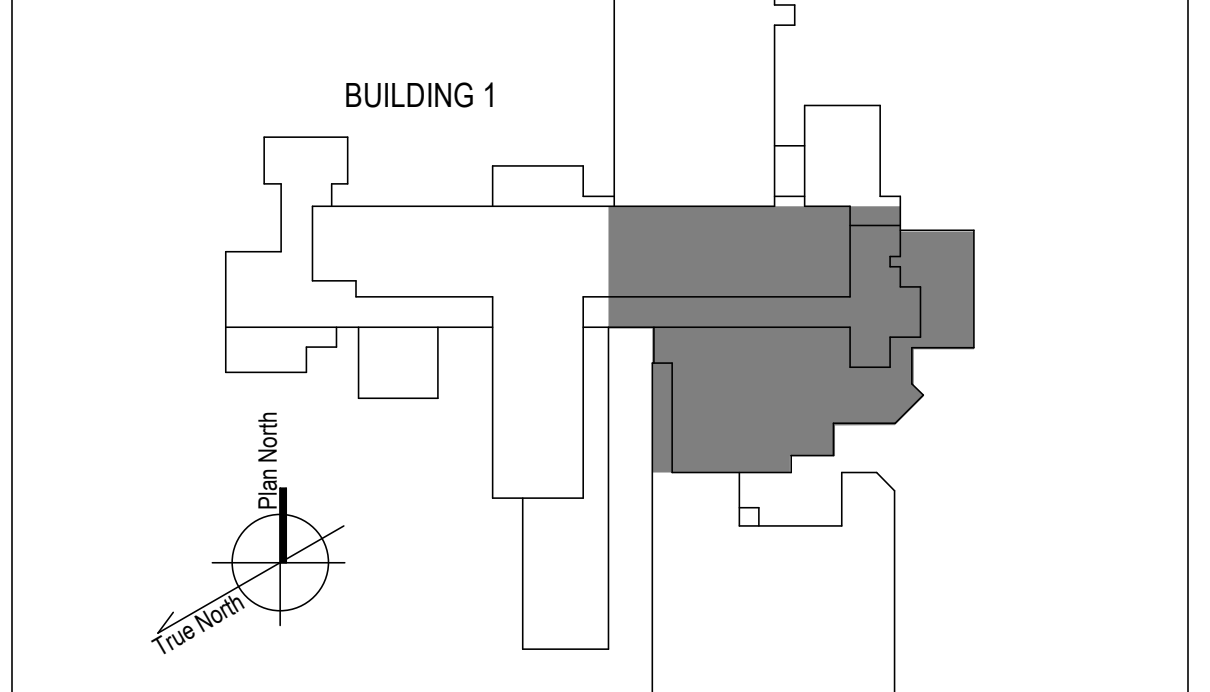
**KEYNOTES**

- 1. PROVIDE RADIANT CEILING PANELS PER SPECIFICATIONS 23 82 00. CONNECT TO EXISTING HEATING HOT WATER PIPING SERVING NEAREST VAV. REF: DETAIL 1, M-501.
- 2. TAP NEAREST EXISTING VAV LOW PRESSURE-SIDE DUCT TO NEW SLOT DIFFUSER AT ROOM PERIMETER. PRE-TAB AUDIT AND REBALANCE DIFFUSERS IN ROOM TO REDISTRIBUTE CFMs SHOWN TO LSDs (TOTAL CFM REMAINS UNCHANGED). REF: 2M-501.
- 3. MIGRATE EXISTING BAS I/O POINT FOR ABANDONED-IN-PLACE WALL RADIATORS TO NEW RADIANT CEILING PANEL CONTROL VALVES. PROVIDE NEW CONTROLS CONDUIT AND CONDUCTORS IN ACCORDANCE WITH SPECIFICATIONS 23 09 23. REFER ALSO TO I/O POINT LISTS ON M-700 SHEET SERIES.
- 4. RECONNECT NEW PIPING TO EXISTING STERILIZERS. PROVIDE COIL CONNECTION ACCESSORIES PER M-500 SHEET SERIES DETAILS. REUSE STERILIZER CONTROL VALVES. PROVIDE NEW STEAM TRAPS AS SHOWN IN BASE BID. COORDINATE WORK WITH EXISTING STERILIZER TO MAINTAIN ALL WARRANTIES.
- 5. PROVIDE ZONE HUMIDITY SENSOR AND INCORPORATE WITH NEW HUMIDIFIER CONTROLS INTO BAS. REF M-700 SHEET SERIES. REF M-500 SHEET SERIES FOR DUCT SPLICING AND TRAP SET.
- 6. POINT OF CONNECTION IF ALTERNATE #1 IS ACCEPTED.

**FIRE-RESISTIVE RATED WALL TYPE LEGEND**



**KEY PLAN**



100% CONSTRUCTION DOCUMENTS - REV 1	09/30/2024
Issued:	Date:

**CONSULTANTS:**

**ARCHITECT/ENGINEERS:**

**VALHALLA ENGINEERING GROUP, LLC**

750 W HAMPODEN AVE  
SUITE 300  
ENGLEWOOD, CO 80110  
(720) 550-8307  
WWW.VALHALLAENGINEERING.COM

**STAMP:**

MITCH BIBLE  
ENGINEER  
10/01/2024

VEG 20.14



**Drawing Title**  
PLAN EAST 3RD FLOOR MECHANICAL  
NEW WORK PLAN

**Approved:** Project Director

**Phase**  
100% CONSTRUCTION  
DOCUMENT

<b>Project Title</b> REPLACE STEAM SYSTEMS	<b>Project Number</b> 503-19-112
<b>Location</b> 2907 PLEASANT VALLEY BLVD ALTOONA, PA 16602	<b>Building Number</b> 1
<b>Issue Date</b> 09/30/2024	<b>Drawing Number</b> MP134
<b>Checked</b> MB	<b>Drawn</b> AB
















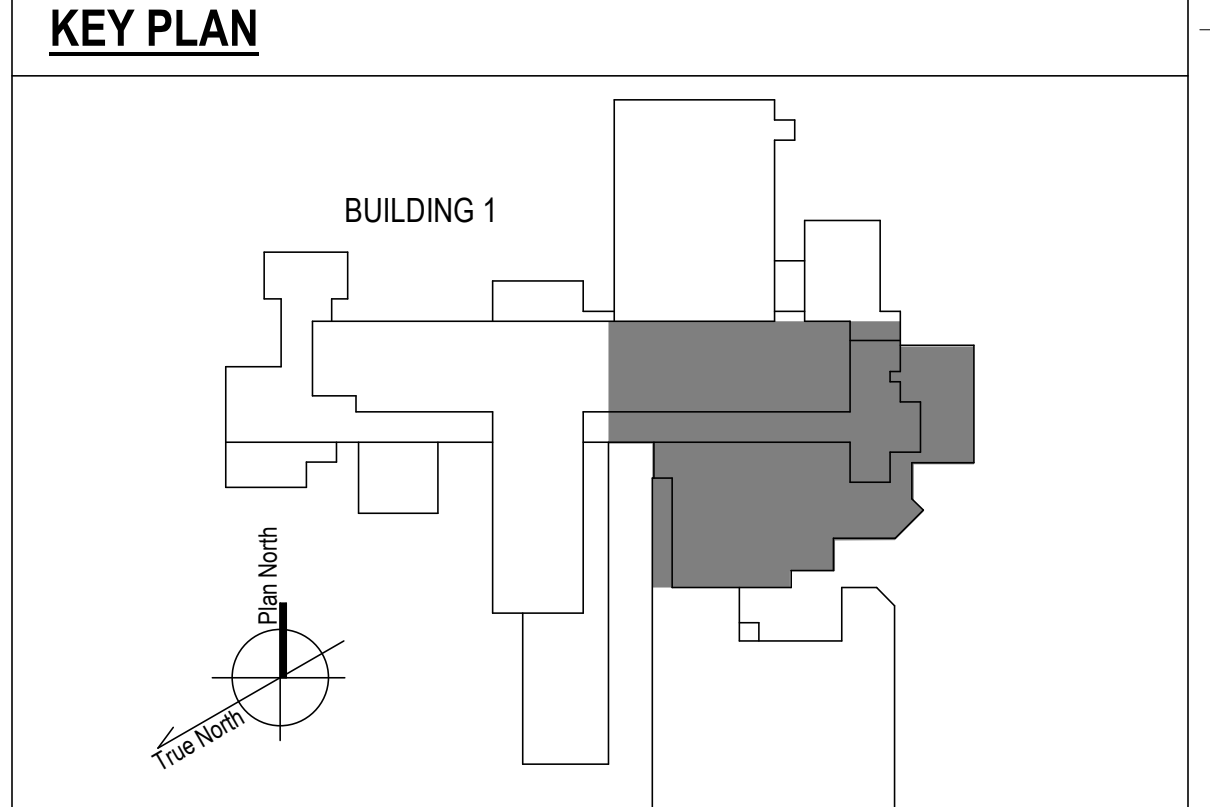
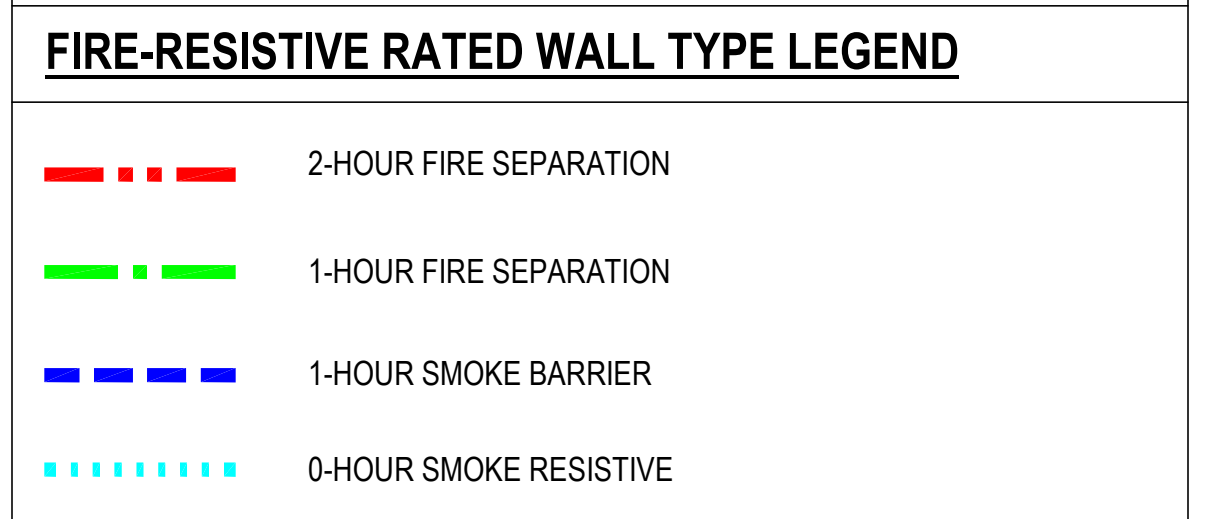






- GENERAL NOTES**
- A. REFER TO SPECIFICATIONS FOR FURTHER REQUIREMENTS IN THE SCOPE.
  - B. REFER TO 'GC' SERIES SHEETS FOR WORK PHASING REQUIREMENTS.
  - C. CONTRACTOR SHALL FIELD VERIFY ALL EXISTING CONDITIONS AND REPORT ANY DISCREPANCIES TO THE VHA COR BEFORE PROCEEDING WITH WORK.
  - D. REFER TO M-001 AND M-002 FOR ADDITIONAL GENERAL NOTES AND SYMBOLS.
  - E. REFER TO HAZARDOUS MATERIAL SURVEY IN THE SPECIFICATIONS. DO NOT PROCEED WITH DEMOLITION OR DISTURBANCE OF ITEMS CONTAINING HAZARDOUS MATERIALS UNTIL ABATEMENT IN ACCORDANCE WITH HAZARDOUS MATERIAL ABATEMENT SPECIFICATIONS HAS BEEN PERFORMED.
  - F. REFER TO G1100-SERIES SHEETS FOR OVERALL LIFE SAFETY REFERENCE PLANS AND FOR LEGEND OF RATED WALL TYPES AS SHOWN ON MECHANICAL PLANS.
  - G. REFER TO SPECIFICATIONS 01 00 00 AND 23 05 10 FOR SELECTIVE DEMOLITION AND REPAIR REQUIREMENTS AT EXISTING CONSTRUCTION AFFECTED BY NEW WORK (EG WALLS, CHASES, CEILINGS, ETC.). HOLES LEFT FROM DEMOLISHING PIPE THAT IS NOT REPLACED IN KIND SHALL BE PATCHED TO MATCH THE SURROUNDING CONDITIONS, INCLUDING LIFE SAFETY RATINGS.
  - H. REFER TO ARCHITECTURAL PLANS FOR TYPICAL LOCATIONS AND SCOPE DETAILS OF SELECTIVE DEMOLITION. LOCATIONS SHOWN THEREON ARE NOT NECESSARILY EXHAUSTIVE OF ALL THAT MAY BE REQUIRED. MECHANICAL AND GENERAL CONTRACTORS SHALL COORDINATE TO IDENTIFY AND ADDRESS ALL SUCH INSTANCES AS REQUIRED TO ACCOMPLISH THE WORK.
  - I. REFERENCE M-602 FOR STEAM TRAP SCHEDULE.

- KEYNOTES**
- 1. PROVIDE PIPING FOR NEW CONVECTOR FROM HW MAINS IN CORRIDOR AS INDICATED. REF: M-500 SERIES SHEETS FOR TYPICAL CONNECTION COMPONENTS AFTER TAKEOFFS FROM EXISTING. PROVIDE NEW CONTROL WIRING TO NEW CONVECTOR VALVE AND THERMOSTAT. REUSE EXISTING STEAM RADIATOR I/O POINTS.



1 4TH FLOOR - EAST NEW WORK PLAN  
1/8" = 1'-0"

<p>100% CONSTRUCTION DOCUMENTS - REV 1</p> <p>Issued: _____ Date: _____</p>	<p>09/30/2024</p> <p>CONSULTANTS:</p>	<p>ARCHITECT/ENGINEERS:</p> <p><b>VALHALLA ENGINEERING GROUP, LLC</b></p> <p>750 W HAMPODEN AVE SUITE 300 ENGLEWOOD, CO 80110 (720) 550-6307 WWW.VALHALLAENGINEERING.COM</p>	<p>STAMP:</p>	<p>U.S. Department of Veterans Affairs</p>	<p>Drawing Title</p> <p><b>PLAN EAST 4TH FLOOR MECHANICAL NEW WORK PLAN</b></p> <p>Approved: Project Director</p>	<p>Phase</p> <p><b>100% CONSTRUCTION DOCUMENT</b></p>	<p>Project Title</p> <p><b>REPLACE STEAM SYSTEMS</b></p> <p>Location 2907 PLEASANT VALLEY BLVD ALTOONA, PA 16602</p> <p>Issue Date 09/30/2024</p>	<p>Project Number</p> <p><b>503-19-112</b></p> <p>Building Number 1</p> <p>Drawing Number <b>MP144</b></p>
---	---------------------------------------	--	---------------	--	---	---	---	--

9/30/2024 4:28:56 PM  
 B:\360\20\_14\_Altoona\_PA\_Steam\_VEG\MEP\_R19.rvt  
 VA FORM 08 - 6231

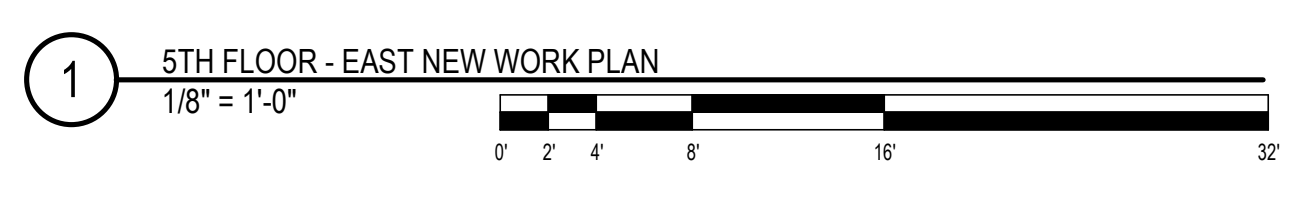
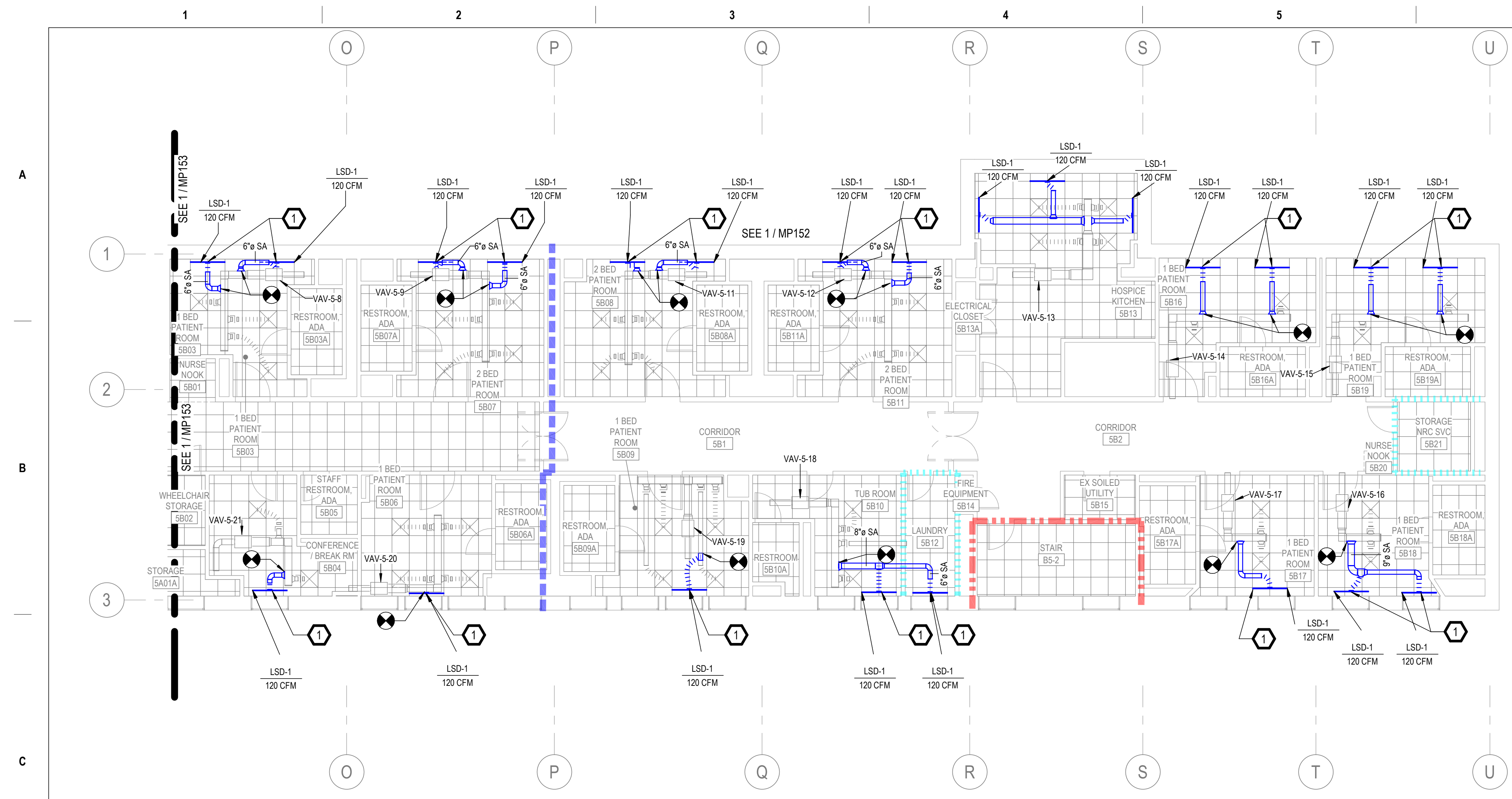












**GENERAL NOTES**

- A. REFER TO SPECIFICATIONS FOR FURTHER REQUIREMENTS IN THE SCOPE.
- B. REFER TO 'GC' SERIES SHEETS FOR WORK PHASING REQUIREMENTS.
- C. CONTRACTOR SHALL FIELD VERIFY ALL EXISTING CONDITIONS AND REPORT ANY DISCREPANCIES TO THE VHA COR BEFORE PROCEEDING WITH WORK.
- D. REFER TO M-001 AND M-002 FOR ADDITIONAL GENERAL NOTES AND SYMBOLS.
- E. REFER TO HAZARDOUS MATERIAL SURVEY IN THE SPECIFICATIONS. DO NOT PROCEED WITH DEMOLITION OR DISTURBANCE OF ITEMS CONTAINING HAZARDOUS MATERIALS UNTIL ABATEMENT IN ACCORDANCE WITH HAZARDOUS MATERIAL ABATEMENT SPECIFICATIONS HAS BEEN PERFORMED.
- F. REFER TO GH00-SERIES SHEETS FOR OVERALL LIFE SAFETY REFERENCE PLANS AND FOR LEGEND OF RATED WALL TYPES AS SHOWN ON MECHANICAL PLANS.
- G. REFER TO SPECIFICATIONS 01 00 00 AND 23 05 10 FOR SELECTIVE DEMOLITION AND REPAIR REQUIREMENTS AT EXISTING CONSTRUCTION AFFECTED BY NEW WORK (EG WALLS, CHASES, CEILINGS, ETC.). HOLES LEFT FROM DEMOLISHING PIPE THAT IS NOT REPLACED IN KIND SHALL BE PATCHED TO MATCH THE SURROUNDING CONDITIONS, INCLUDING LIFE SAFETY RATINGS.
- H. REFER TO ARCHITECTURAL PLANS FOR TYPICAL LOCATIONS AND SCOPE DETAILS OF SELECTIVE DEMOLITION. LOCATIONS SHOWN THEREON ARE NOT NECESSARILY EXHAUSTIVE OF ALL THAT MAY BE REQUIRED. MECHANICAL AND GENERAL CONTRACTORS SHALL COORDINATE TO IDENTIFY AND ADDRESS ALL SUCH INSTANCES AS REQUIRED TO ACCOMPLISH THE WORK.
- I. REFERENCE M-602 FOR STEAM TRAP SCHEDULE.

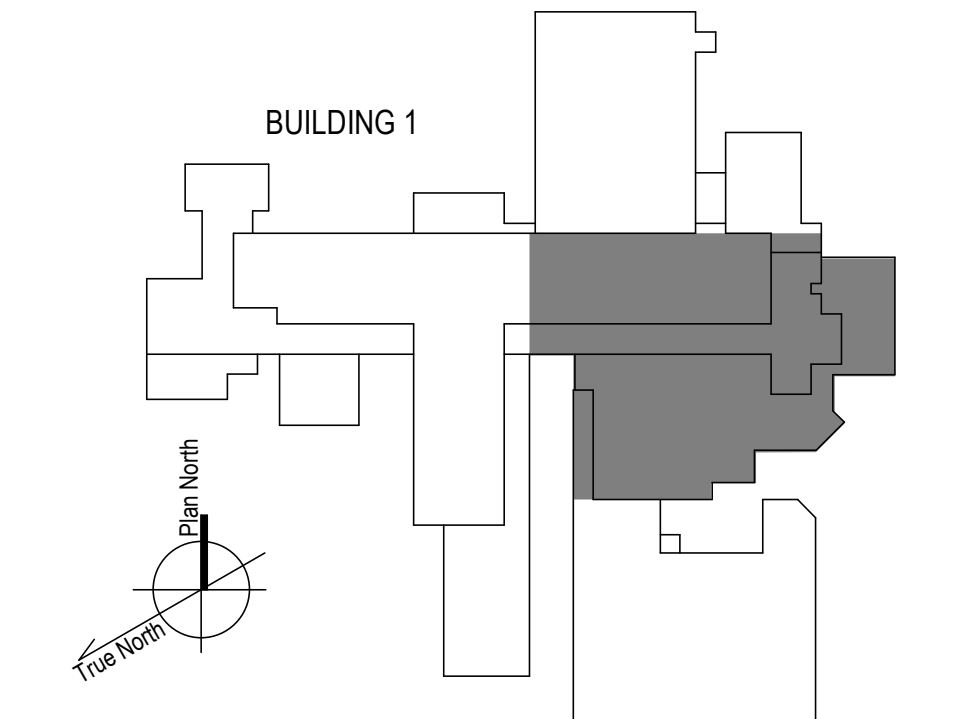
**KEYNOTES**

- 1. TAP NEAREST EXISTING VAV LOW PRESSURE-SIDE DUCT TO NEW SLOT DIFFUSER AT ROOM PERIMETER. PRE-TAB AUDIT AND REBALANCE DIFFUSERS IN ROOM TO REDISTRIBUTE CFMs SHOWN TO LSDs (TOTAL CFM REMAINS UNCHANGED). REF: 2M-501.

**FIRE-RESISTIVE RATED WALL TYPE LEGEND**

- - - 2-HOUR FIRE SEPARATION
- - - 1-HOUR FIRE SEPARATION
- - - 1-HOUR SMOKE BARRIER
- - - 0-HOUR SMOKE RESISTIVE

**KEY PLAN**



100% CONSTRUCTION DOCUMENTS - REV 1	09/30/2024
Issued:	Date:

**CONSULTANTS:**

**ARCHITECT/ENGINEERS:**  
  
 750 W HAMPODEN AVE  
 SUITE 300  
 ENGLEWOOD, CO 80110  
 (720) 550-8307  
 WWW.VALHALLAENGINEERING.COM

**STAMP:**  
  
 MITCH BIELE  
 ENGINEER  
 PE092820  
 10/01/2024



**Drawing Title**  
 PLAN EAST 5TH FLOOR MECHANICAL  
 NEW WORK PLAN  
**Approved:** Project Director

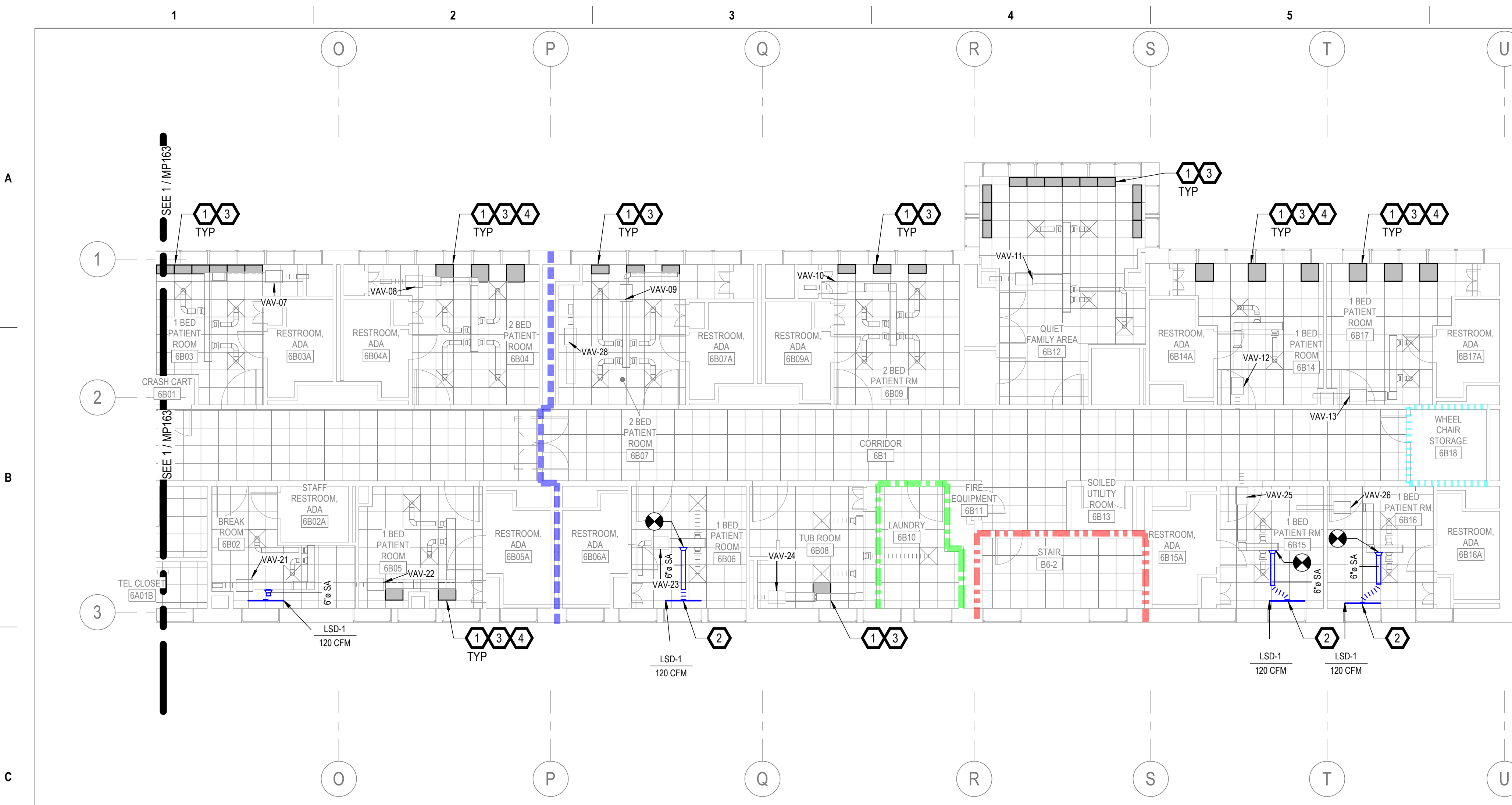
**Phase**  
 100% CONSTRUCTION  
 DOCUMENT

<b>Project Title</b> REPLACE STEAM SYSTEMS	<b>Project Number</b> 503-19-112
<b>Location</b> 2907 PLEASANT VALLEY BLVD ALTOONA, PA 16602	<b>Building Number</b> 1
<b>Issue Date</b> 09/30/2024	<b>Checked</b> MB
<b>Drawn</b> AB	<b>Drawing Number</b> MP154









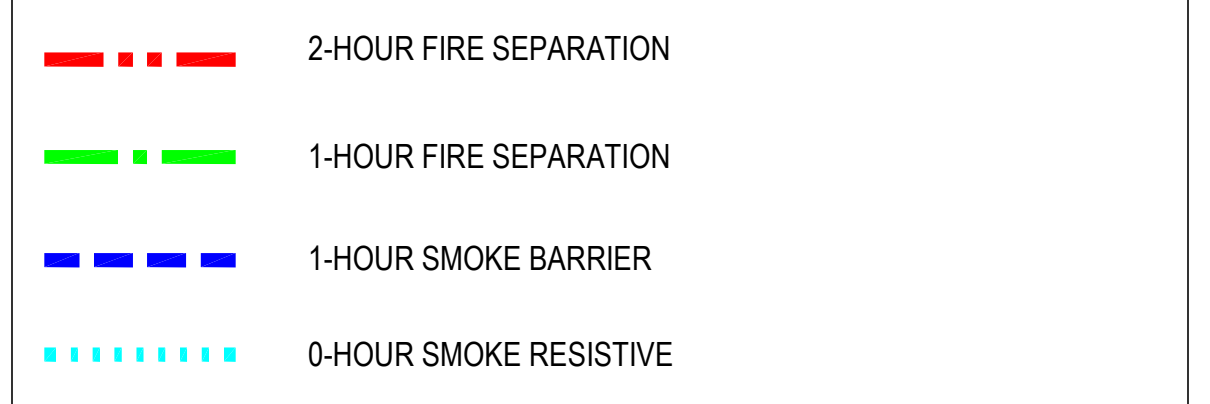
**GENERAL NOTES**

- A. REFER TO SPECIFICATIONS FOR FURTHER REQUIREMENTS IN THE SCOPE.
- B. REFER TO 'GC' SERIES SHEETS FOR WORK PHASING REQUIREMENTS.
- C. CONTRACTOR SHALL FIELD VERIFY ALL EXISTING CONDITIONS AND REPORT ANY DISCREPANCIES TO THE VHA COR BEFORE PROCEEDING WITH WORK.
- D. REFER TO M-001 AND M-002 FOR ADDITIONAL GENERAL NOTES AND SYMBOLS.
- E. REFER TO HAZARDOUS MATERIAL SURVEY IN THE SPECIFICATIONS. DO NOT PROCEED WITH DEMOLITION OR DISTURBANCE OF ITEMS CONTAINING HAZARDOUS MATERIALS UNTIL ABATEMENT IN ACCORDANCE WITH HAZARDOUS MATERIAL ABATEMENT SPECIFICATIONS HAS BEEN PERFORMED.
- F. REFER TO GH00-SERIES SHEETS FOR OVERALL LIFE SAFETY REFERENCE PLANS AND FOR LEGEND OF RATED WALL TYPES AS SHOWN ON MECHANICAL PLANS.
- G. REFER TO SPECIFICATIONS 01 00 00 AND 23 05 10 FOR SELECTIVE DEMOLITION AND REPAIR REQUIREMENTS AT EXISTING CONSTRUCTION AFFECTED BY NEW WORK (EG WALLS, CHASES, CEILING, ETC.). HOLES LEFT FROM DEMOLISHING PIPE THAT IS NOT REPLACED IN KIND SHALL BE PATCHED TO MATCH THE SURROUNDING CONDITIONS, INCLUDING LIFE SAFETY RATINGS.
- H. REFER TO ARCHITECTURAL PLANS FOR TYPICAL LOCATIONS AND SCOPE DETAILS OF SELECTIVE DEMOLITION. LOCATIONS SHOWN THEREON ARE NOT NECESSARILY EXHAUSTIVE OF ALL THAT MAY BE REQUIRED. MECHANICAL AND GENERAL CONTRACTORS SHALL COORDINATE TO IDENTIFY AND ADDRESS ALL SUCH INSTANCES AS REQUIRED TO ACCOMPLISH THE WORK.
- I. REFERENCE M-602 FOR STEAM TRAP SCHEDULE.

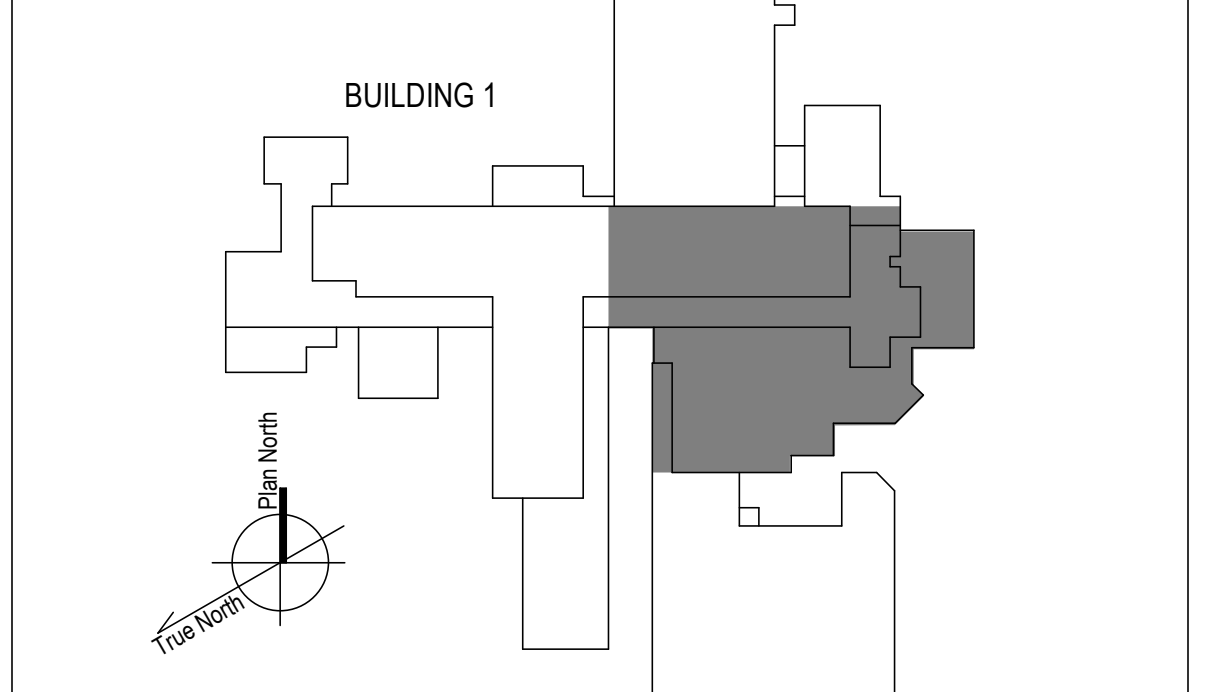
**KEYNOTES**

1. PROVIDE RADIANT CEILING PANELS PER SPECIFICATIONS 23 82 00. CONNECT TO EXISTING HEATING HOT WATER PIPING SERVING NEAREST VAV. REF: DETAIL 1, M-501.
2. TAP NEAREST EXISTING VAV LOW PRESSURE-SIDE DUCT TO NEW SLOT DIFFUSER AT ROOM PERIMETER. PRE-TAB AUDIT AND REBALANCE DIFFUSERS IN ROOM TO REDISTRIBUTE CFMs SHOWN TO LSDs (TOTAL CFM REMAINS UNCHANGED). REF: 2M-501.
3. MIGRATE EXISTING BAS I/O POINT FOR ABANDONED-IN-PLACE WALL RADIATORS TO NEW RADIANT CEILING PANEL CONTROL VALVES. PROVIDE NEW CONTROLS CONDUIT AND CONDUCTORS IN ACCORDANCE WITH SPECIFICATIONS 23 09 23. REFER ALSO TO I/O POINT LISTS ON M-700 SHEET SERIES.
4. ENGAGE ELECTRICIAN TO RELOCATE LIGHT FIXTURES TO ALLOW FOR RADIANT PANELS.

**FIRE-RESISTIVE RATED WALL TYPE LEGEND**



**KEY PLAN**



1 6TH FLOOR - EAST NEW WORK PLAN  
1/8" = 1'-0"

100% CONSTRUCTION DOCUMENTS - REV 1	09/30/2024
Issued:	Date:

**CONSULTANTS:**

**ARCHITECT/ENGINEERS:**

**VALHALLA ENGINEERING GROUP, LLC**

750 W HAMPODEN AVE  
SUITE 300  
ENGLEWOOD, CO 80110  
(720) 550-8307  
WWW.VALHALLAENGINEERING.COM

VEG 20.14

**STAMP:**



Drawing Title  
**PLAN EAST 6TH FLOOR MECHANICAL NEW WORK PLAN**

Approved: Project Director

Phase  
**100% CONSTRUCTION DOCUMENT**

Project Title <b>REPLACE STEAM SYSTEMS</b>	Project Number <b>503-19-112</b>
Location 2907 PLEASANT VALLEY BLVD ALTOONA, PA 16602	Building Number <b>1</b>
Issue Date <b>09/30/2024</b>	Checked <b>MB</b>
Drawn <b>AB</b>	Drawing Number <b>MP164</b>



**GENERAL NOTES**

- A. REFER TO SPECIFICATIONS FOR FURTHER REQUIREMENTS IN THE SCOPE.
- B. REFER TO 'GC' SERIES SHEETS FOR WORK PHASING REQUIREMENTS.
- C. CONTRACTOR SHALL FIELD VERIFY ALL EXISTING CONDITIONS AND REPORT ANY DISCREPANCIES TO THE VHA COR BEFORE PROCEEDING WITH WORK.
- D. REFER TO M-001 AND M-002 FOR ADDITIONAL GENERAL NOTES AND SYMBOLS.
- E. REFER TO HAZARDOUS MATERIAL SURVEY IN THE SPECIFICATIONS. DO NOT PROCEED WITH DEMOLITION OR DISTURBANCE OF ITEMS CONTAINING HAZARDOUS MATERIALS UNTIL ABATEMENT IN ACCORDANCE WITH HAZARDOUS MATERIAL ABATEMENT SPECIFICATIONS HAS BEEN PERFORMED.
- F. REFER TO GH100-SERIES SHEETS FOR OVERALL LIFE SAFETY REFERENCE PLANS AND FOR LEGEND OF RATED WALL TYPES AS SHOWN ON MECHANICAL PLANS.
- G. REFER TO SPECIFICATIONS 01 00 00 AND 23 05 10 FOR SELECTIVE DEMOLITION AND REPAIR REQUIREMENTS AT EXISTING CONSTRUCTION AFFECTED BY NEW WORK (EG WALLS, CHASES, CEILING, ETC.). HOLES LEFT FROM DEMOLISHING PIPE THAT IS NOT REPLACED IN KIND SHALL BE PATCHED TO MATCH THE SURROUNDING CONDITIONS, INCLUDING LIFE SAFETY RATINGS.
- H. REFER TO ARCHITECTURAL PLANS FOR TYPICAL LOCATIONS AND SCOPE DETAILS OF SELECTIVE DEMOLITION. LOCATIONS SHOWN THEREON ARE NOT NECESSARILY EXHAUSTIVE OF ALL THAT MAY BE REQUIRED. MECHANICAL AND GENERAL CONTRACTORS SHALL COORDINATE TO IDENTIFY AND ADDRESS ALL SUCH INSTANCES AS REQUIRED TO ACCOMPLISH THE WORK.
- I. REFERENCE M-602 FOR STEAM TRAP SCHEDULE.

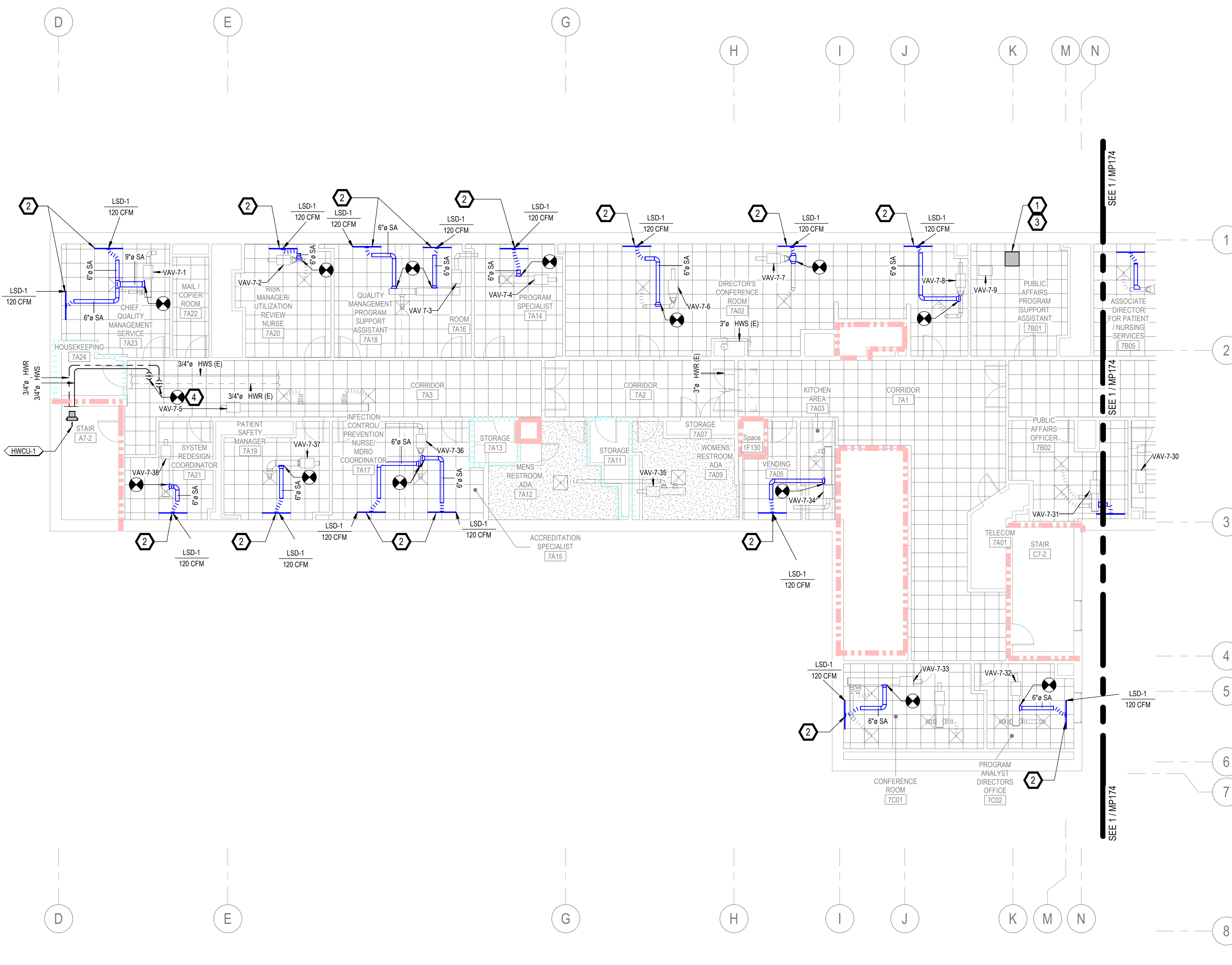
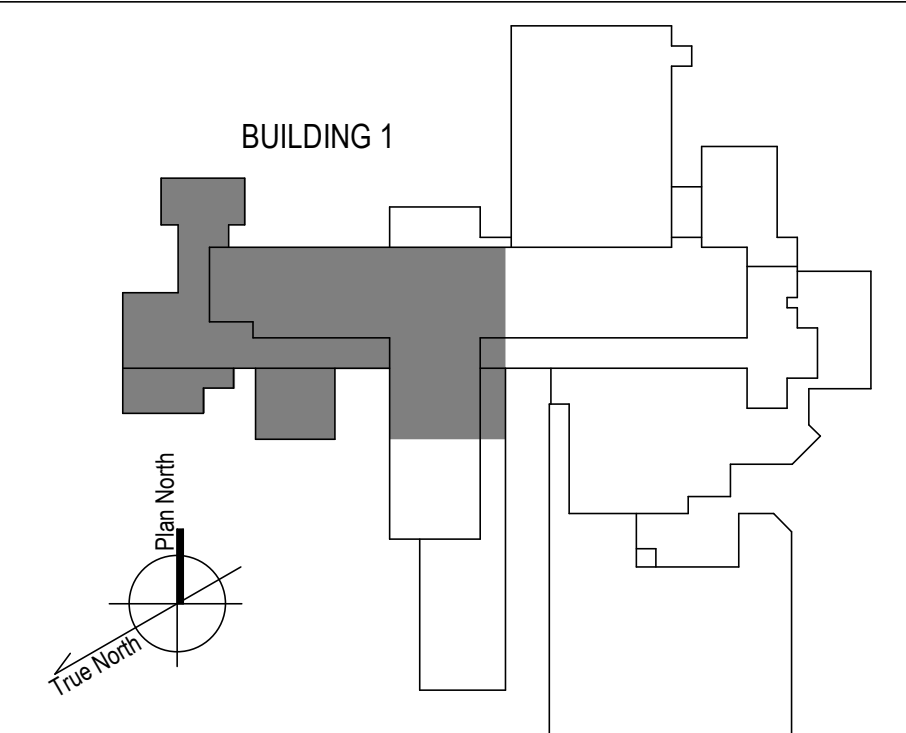
**KEYNOTES**

- 1. PROVIDE RADIANT CEILING PANELS PER SPECIFICATIONS 23 82 00. CONNECT TO EXISTING HEATING HOT WATER PIPING SERVING NEAREST VAV. REF. DETAIL 1, M-501.
- 2. TAP NEAREST EXISTING VAV LOW PRESSURE-SIDE DUCT TO NEW SLOT DIFFUSER AT ROOM PERIMETER. PRE-TAB AUDIT AND REBALANCE DIFFUSERS IN ROOM TO REDISTRIBUTE CFMs SHOWN TO LSDs (TOTAL CFM REMAINS UNCHANGED). REF: 2M-501.
- 3. MIGRATE EXISTING BAS I/O POINT FOR ABANDONED-IN-PLACE WALL RADIATORS TO NEW RADIANT CEILING PANEL CONTROL VALVES. PROVIDE NEW CONTROLS CONDUIT AND CONDUCTORS IN ACCORDANCE WITH SPECIFICATIONS 23 09 23. REFER ALSO TO I/O POINT LISTS ON M-700 SHEET SERIES.
- 4. PROVIDE PIPING FOR NEW CONVECTOR FROM HW MAINS IN CORRIDOR AS INDICATED. REF: M-500 SERIES SHEETS FOR TYPICAL CONNECTION COMPONENTS AFTER TAKEOFFS FROM EXISTING. PROVIDE NEW CONTROL WIRING TO NEW CONVECTOR VALVE AND THERMOSTAT. REUSE EXISTING STEAM RADIATOR I/O POINTS.

**FIRE-RESISTIVE RATED WALL TYPE LEGEND**

- - - 2-HOUR FIRE SEPARATION
- - - 1-HOUR FIRE SEPARATION
- - - 1-HOUR SMOKE BARRIER
- - - 0-HOUR SMOKE RESISTIVE

**KEY PLAN**

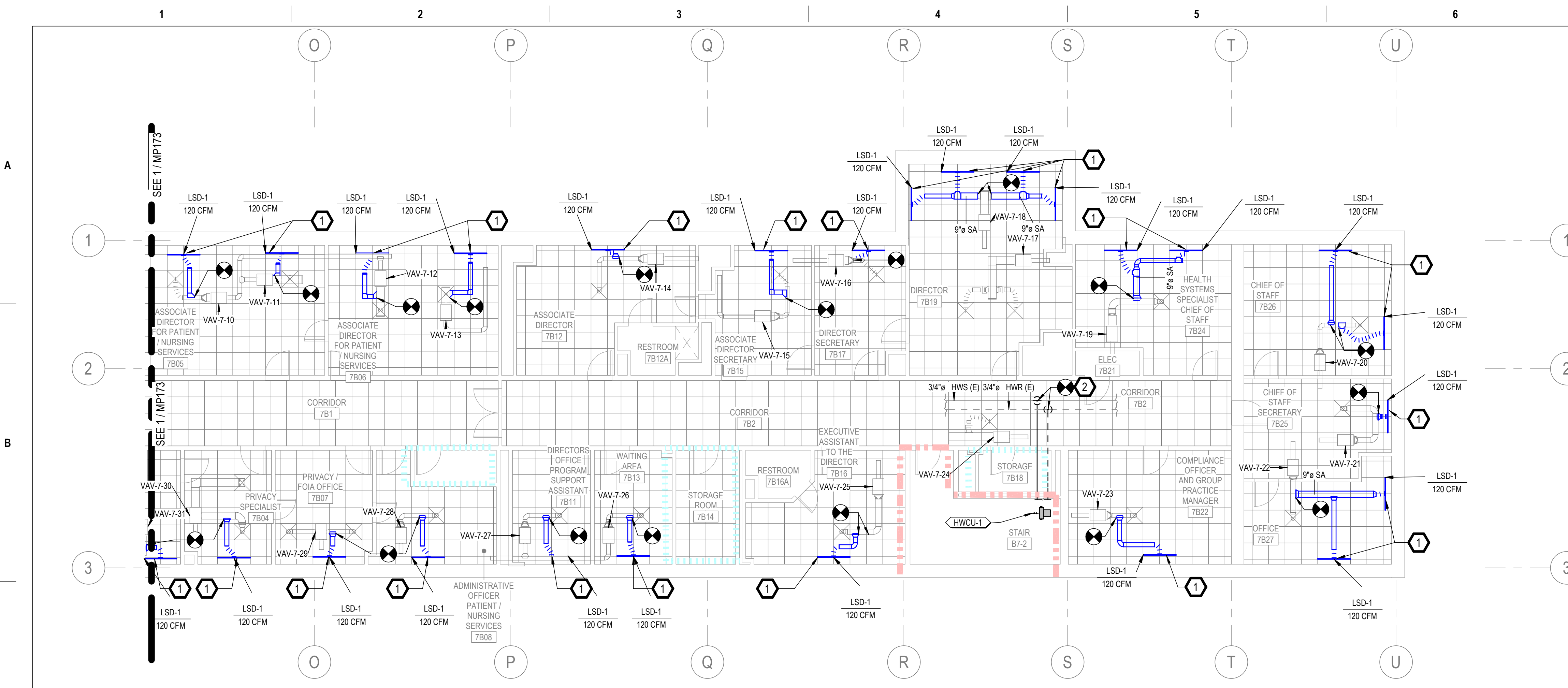


1 7TH FLOOR - WEST NEW WORK PLAN  
1/8" = 1'-0"

<p>100% CONSTRUCTION DOCUMENTS - REV 1</p> <p>09/30/2024</p>	<p><b>CONSULTANTS:</b></p>	<p><b>ARCHITECT/ENGINEERS:</b></p> <p><b>VALHALLA ENGINEERING GROUP, LLC</b></p> <p>750 W HAMPODEN AVE SUITE 300 ENGLEWOOD, CO 80110 (720) 550-6307 WWW.VALHALLAENGINEERING.COM</p>	<p><b>STAMP:</b></p>	<p>U.S. Department of Veterans Affairs</p>	<p>Drawing Title</p> <p><b>PLAN WEST 7TH FLOOR MECHANICAL NEW WORK PLAN</b></p> <p>Approved: Project Director</p>	<p>Phase</p> <p><b>100% CONSTRUCTION DOCUMENT</b></p>	<p>Project Title</p> <p><b>REPLACE STEAM SYSTEMS</b></p>	<p>Project Number</p> <p>503-19-112</p>
<p>Issued:</p>	<p>Date:</p>	<p>VEG 20.14</p>			<p>Approved: Project Director</p>	<p>Phase</p>	<p>Location</p> <p>2907 PLEASANT VALLEY BLVD ALTOONA, PA 16602</p>	<p>Drawing Number</p> <p><b>MP173</b></p>
<p>Issue Date</p> <p>09/30/2024</p>		<p>Checked</p> <p>MB</p>		<p>Drawn</p> <p>AB</p>		<p>Drawing Number</p> <p><b>MP173</b></p>		

B:\136120\_14\_Albana\_PA\_Schem\20\_14\_Albana PA\_Schem\_VEG\MEP\_R19.rvt  
 9/30/2024 4:29:28 PM  
 VA FORM 08 - 6231





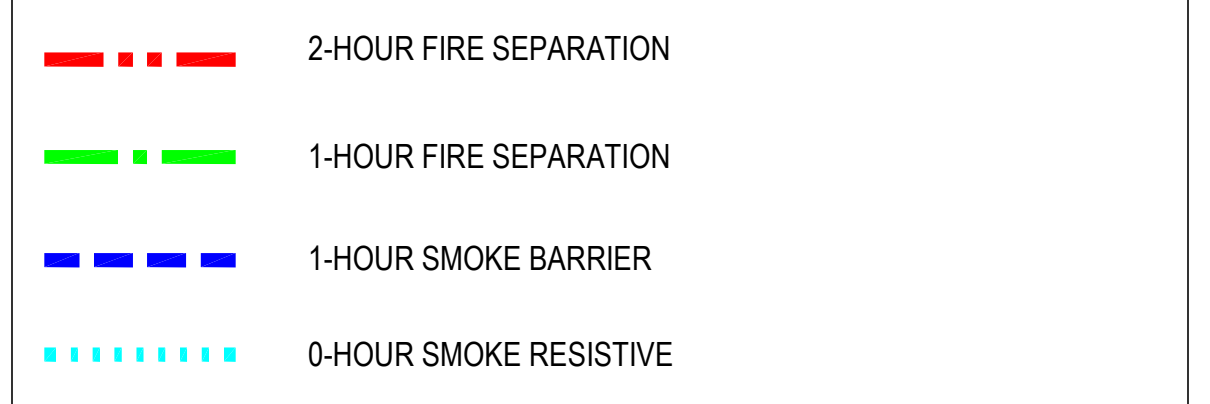
**GENERAL NOTES**

- A. REFER TO SPECIFICATIONS FOR FURTHER REQUIREMENTS IN THE SCOPE.
- B. REFER TO 'GC' SERIES SHEETS FOR WORK PHASING REQUIREMENTS.
- C. CONTRACTOR SHALL FIELD VERIFY ALL EXISTING CONDITIONS AND REPORT ANY DISCREPANCIES TO THE VHA COR BEFORE PROCEEDING WITH WORK.
- D. REFER TO M-001 AND M-002 FOR ADDITIONAL GENERAL NOTES AND SYMBOLS.
- E. REFER TO HAZARDOUS MATERIAL SURVEY IN THE SPECIFICATIONS. DO NOT PROCEED WITH DEMOLITION OR DISTURBANCE OF ITEMS CONTAINING HAZARDOUS MATERIALS UNTIL ABATEMENT IN ACCORDANCE WITH HAZARDOUS MATERIAL ABATEMENT SPECIFICATIONS HAS BEEN PERFORMED.
- F. REFER TO GH00-SERIES SHEETS FOR OVERALL LIFE SAFETY REFERENCE PLANS AND FOR LEGEND OF RATED WALL TYPES AS SHOWN ON MECHANICAL PLANS.
- G. REFER TO SPECIFICATIONS 01 00 00 AND 23 05 10 FOR SELECTIVE DEMOLITION AND REPAIR REQUIREMENTS AT EXISTING CONSTRUCTION AFFECTED BY NEW WORK (EG WALLS, CHASES, CEILINGS, ETC.). HOLES LEFT FROM DEMOLISHING PIPE THAT IS NOT REPLACED IN KIND SHALL BE PATCHED TO MATCH THE SURROUNDING CONDITIONS, INCLUDING LIFE SAFETY RATINGS.
- H. REFER TO ARCHITECTURAL PLANS FOR TYPICAL LOCATIONS AND SCOPE DETAILS OF SELECTIVE DEMOLITION. LOCATIONS SHOWN THEREON ARE NOT NECESSARILY EXHAUSTIVE OF ALL THAT MAY BE REQUIRED. MECHANICAL AND GENERAL CONTRACTORS SHALL COORDINATE TO IDENTIFY AND ADDRESS ALL SUCH INSTANCES AS REQUIRED TO ACCOMPLISH THE WORK.
- I. REFERENCE M-602 FOR STEAM TRAP SCHEDULE.

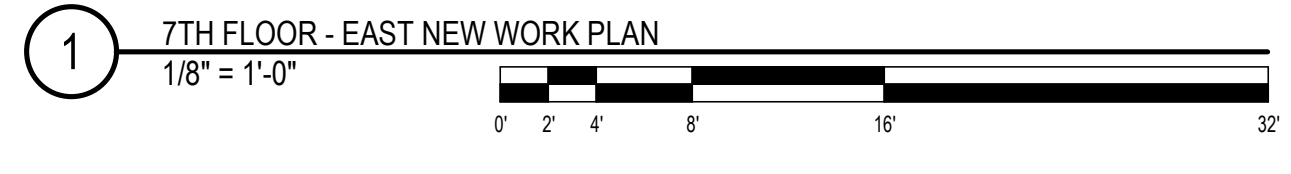
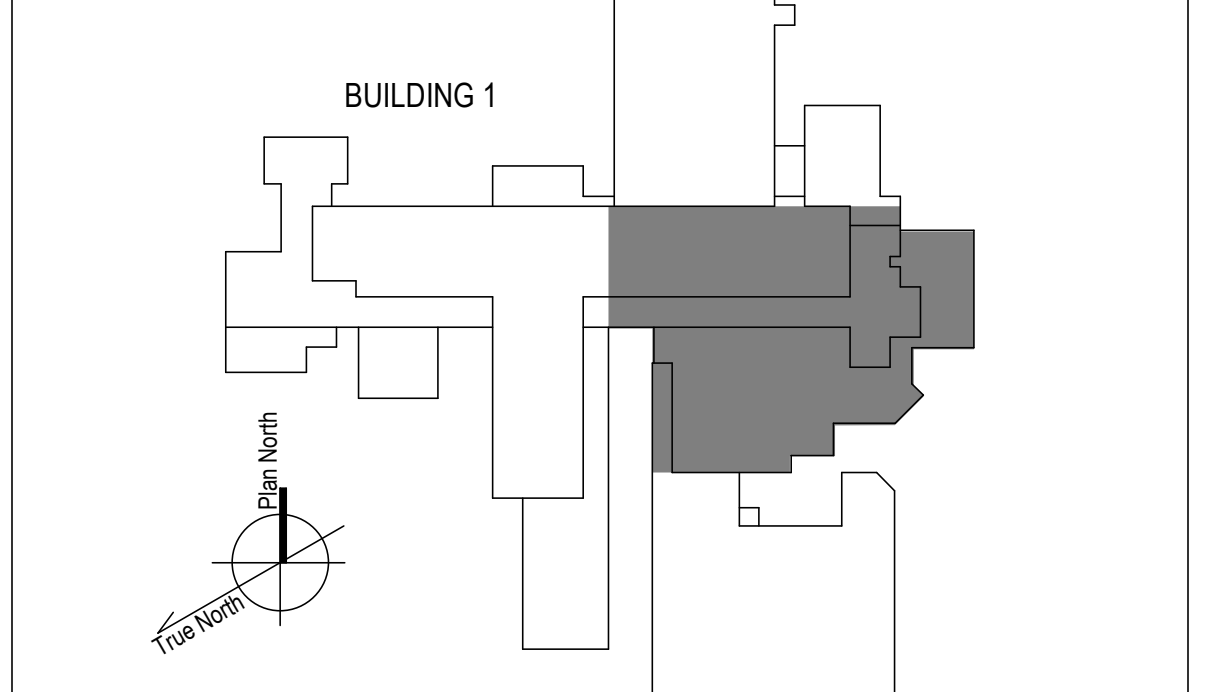
**KEYNOTES**

- 1. TAP NEAREST EXISTING VAV LOW PRESSURE-SIDE DUCT TO NEW SLOT DIFFUSER AT ROOM PERIMETER. PRE-TAB AUDIT AND REBALANCE DIFFUSERS IN ROOM TO REDISTRIBUTE CFMs SHOWN TO LSDs (TOTAL CFM REMAINS UNCHANGED). REF: 2M-501.
- 2. PROVIDE PIPING FOR NEW CONVECTOR FROM HW MAINS IN CORRIDOR AS INDICATED. REF: M-500 SERIES SHEETS FOR TYPICAL CONNECTION COMPONENTS AFTER TAKEOFFS FROM EXISTING. PROVIDE NEW CONTROL WIRING TO NEW CONVECTOR VALVE AND THERMOSTAT. REUSE EXISTING STEAM RADIATOR I/O POINTS.

**FIRE-RESISTIVE RATED WALL TYPE LEGEND**



**KEY PLAN**



100% CONSTRUCTION DOCUMENTS - REV 1	09/30/2024
Issued:	Date:

**CONSULTANTS:**

**ARCHITECT/ENGINEERS:**

**VALHALLA ENGINEERING GROUP, LLC**

750 W HAMPODEN AVE  
SUITE 300  
ENGLEWOOD, CO 80110  
(720) 550-8307  
WWW.VALHALLAENGINEERING.COM

VEG 20.14

**STAMP:**

MITCH BIBLE  
ENGINEER  
10/01/2024



**Drawing Title**  
PLAN EAST 7TH FLOOR MECHANICAL  
NEW WORK PLAN

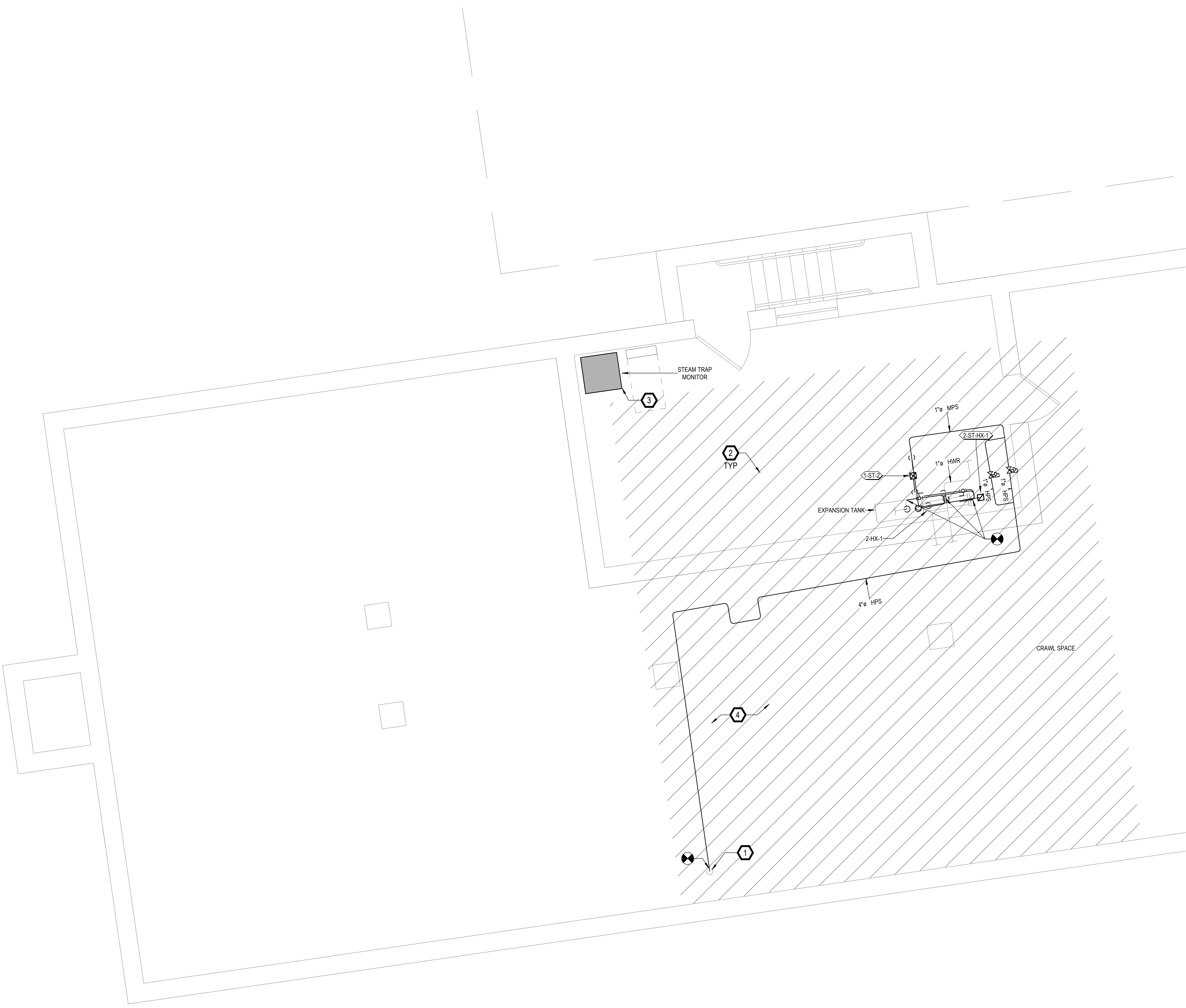
Approved: Project Director

**Phase**  
100% CONSTRUCTION  
DOCUMENT

<b>Project Title</b> REPLACE STEAM SYSTEMS	<b>Project Number</b> 503-19-112
<b>Location</b> 2907 PLEASANT VALLEY BLVD ALTOONA, PA 16602	<b>Building Number</b> 1
<b>Issue Date</b> 09/30/2024	<b>Checked</b> MB
<b>Drawn</b> AB	<b>Drawing Number</b> MP174



9/30/2024 4:29:36 PM  
B:\360\20\_14\_Albana\_PA\_Steam\_VEG\MEP\_R19.rvt  
VA FORM 08 - 6231



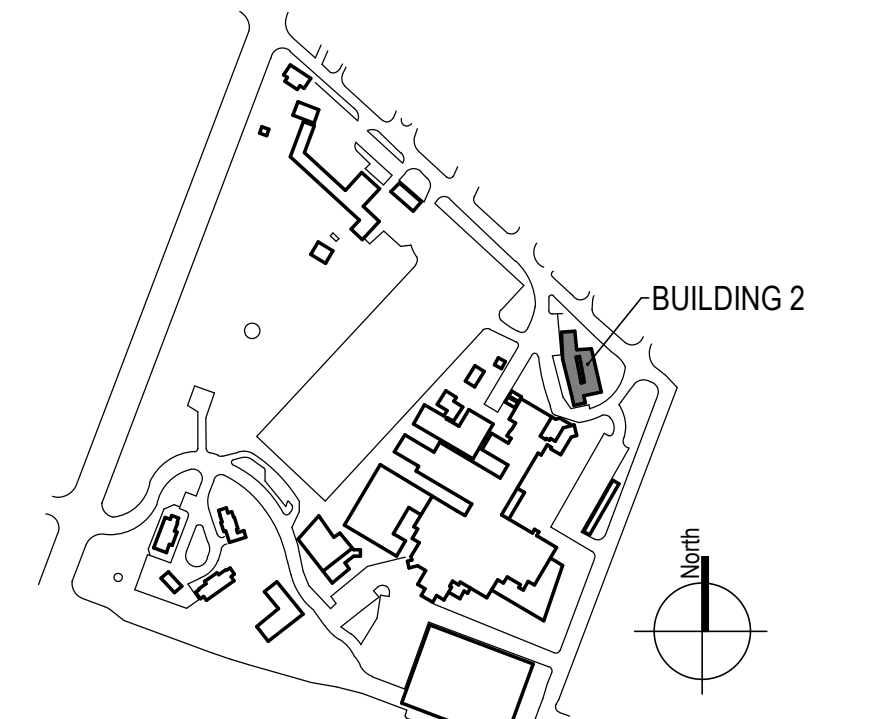
**GENERAL NOTES**

- A. REFER TO SPECIFICATIONS FOR FURTHER REQUIREMENTS IN THE SCOPE.
- B. REFER TO 'GC' SERIES SHEETS FOR WORK PHASING REQUIREMENTS.
- C. CONTRACTOR SHALL FIELD VERIFY ALL EXISTING CONDITIONS AND REPORT ANY DISCREPANCIES TO THE VHA COR BEFORE PROCEEDING WITH WORK.
- D. REFER TO M-001 AND M-002 FOR ADDITIONAL GENERAL NOTES AND SYMBOLS.
- E. REFER TO HAZARDOUS MATERIAL SURVEY IN THE SPECIFICATIONS. DO NOT PROCEED WITH DEMOLITION OR DISTURBANCE OF ITEMS CONTAINING HAZARDOUS MATERIALS UNTIL ABATEMENT IN ACCORDANCE WITH HAZARDOUS MATERIAL ABATEMENT SPECIFICATIONS HAS BEEN PERFORMED.
- F. REFER TO GH100-SERIES SHEETS FOR OVERALL LIFE SAFETY REFERENCE PLANS AND FOR LEGEND OF RATED WALL TYPES AS SHOWN ON MECHANICAL PLANS.
- G. REFER TO SPECIFICATIONS 01 00 00 AND 23 05 10 FOR SELECTIVE DEMOLITION AND REPAIR REQUIREMENTS AT EXISTING CONSTRUCTION AFFECTED BY NEW WORK (EG WALLS, CHASES, CEILINGS, ETC.). HOLES LEFT FROM DEMOLISHING PIPE THAT IS NOT REPLACED IN KIND SHALL BE PATCHED TO MATCH THE SURROUNDING CONDITIONS, INCLUDING LIFE SAFETY RATINGS.
- H. REFER TO ARCHITECTURAL PLANS FOR TYPICAL LOCATIONS AND SCOPE DETAILS OF SELECTIVE DEMOLITION. LOCATIONS SHOWN THEREON ARE NOT NECESSARILY EXHAUSTIVE OF ALL THAT MAY BE REQUIRED. MECHANICAL AND GENERAL CONTRACTORS SHALL COORDINATE TO IDENTIFY AND ADDRESS ALL SUCH INSTANCES AS REQUIRED TO ACCOMPLISH THE WORK.
- I. REFERENCE M-602 FOR STEAM TRAP SCHEDULE.

**KEYNOTES**

- 1. DOWN TO UNDERGROUND.
- 2. REVISE TRAP ASSEMBLY IN ACCORDANCE WITH M-SHEET TRAP DETAIL.
- 3. PROVIDE WIRELESS TRAP MONITORING SYSTEM. SEE ELECTRICAL SHEET SERIES.
- 4. **IF DEDUCT ALTERNATE #4 IS ACCEPTED:**  
-EXCLUDE PRICE AND SCOPE OF PIPING IN HATCHED AREA.

**KEY PLAN**



1 BUILDING 2 - STEAM PIPING PLAN  
3/8" = 1'-0"

100% CONSTRUCTION DOCUMENTS - REV 1		09/30/2024	<b>CONSULTANTS:</b>		<b>ARCHITECT/ENGINEERS:</b>		<b>STAMP:</b>		Drawing Title <b>BUILDING 2 - STEAM PIPING PLAN</b>		Phase <b>100% CONSTRUCTION DOCUMENT</b>		Project Title <b>REPLACE STEAM SYSTEMS</b>		Project Number <b>503-19-112</b>	
Issued:		Date:			 750 W HAMPODEN AVE SUITE 300 ENGLEWOOD, CO 80110 (720) 555-6307 WWW.VALHALLAENGINEERING.COM				 U.S. Department of Veterans Affairs		Approved: Project Director		Location 2907 PLEASANT VALLEY BLVD ALTOONA, PA 16602		Building Number <b>2</b>	
													Issue Date 09/30/2024		Drawing Number <b>MP201</b>	
													Checked MB		Drawn AB	



A

B

C

D

E

F



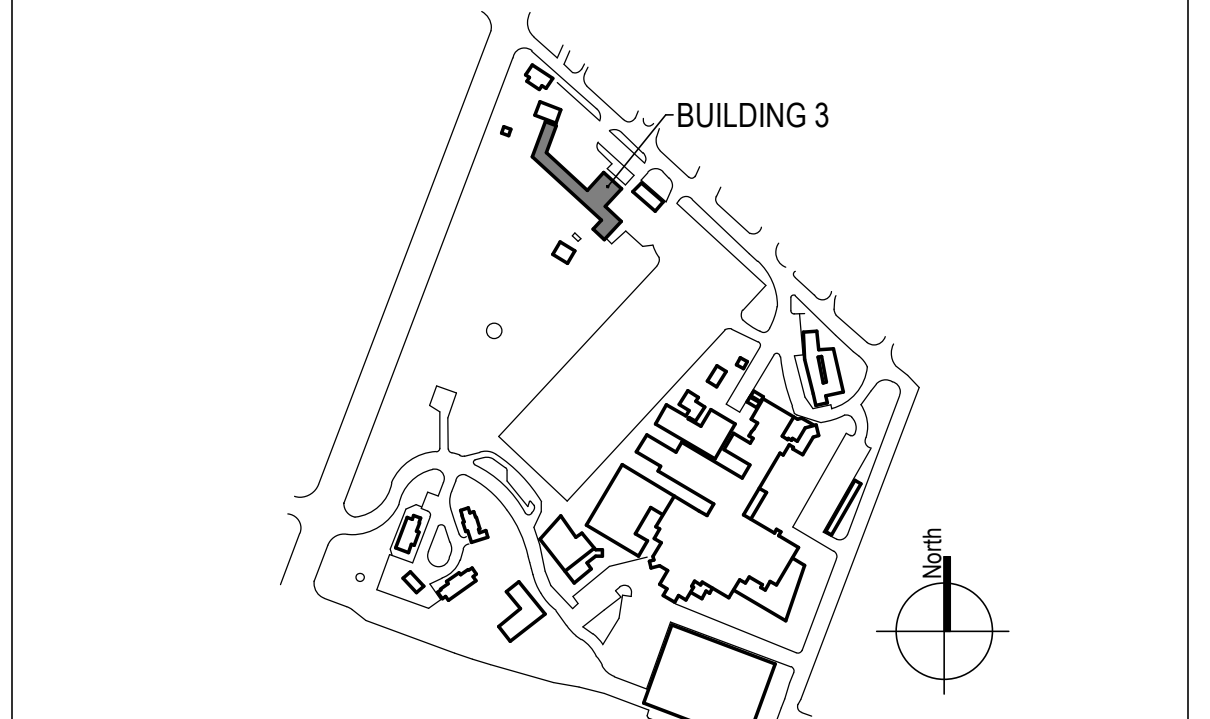
**GENERAL NOTES**

- A. REFER TO SPECIFICATIONS FOR FURTHER REQUIREMENTS IN THE SCOPE.
- B. REFER TO 'GC' SERIES SHEETS FOR WORK PHASING REQUIREMENTS.
- C. CONTRACTOR SHALL FIELD VERIFY ALL EXISTING CONDITIONS AND REPORT ANY DISCREPANCIES TO THE VHA COR BEFORE PROCEEDING WITH WORK.
- D. REFER TO M-001 AND M-002 FOR ADDITIONAL GENERAL NOTES AND SYMBOLS.
- E. REFER TO HAZARDOUS MATERIAL SURVEY IN THE SPECIFICATIONS. DO NOT PROCEED WITH DEMOLITION OR DISTURBANCE OF ITEMS CONTAINING HAZARDOUS MATERIALS UNTIL ABATEMENT IN ACCORDANCE WITH HAZARDOUS MATERIAL ABATEMENT SPECIFICATIONS HAS BEEN PERFORMED.
- F. REFER TO GH100-SERIES SHEETS FOR OVERALL LIFE SAFETY REFERENCE PLANS AND FOR LEGEND OF RATED WALL TYPES AS SHOWN ON MECHANICAL PLANS.
- G. REFER TO SPECIFICATIONS 01 00 00 AND 23 05 10 FOR SELECTIVE DEMOLITION AND REPAIR REQUIREMENTS AT EXISTING CONSTRUCTION AFFECTED BY NEW WORK (EG WALLS, CHASES, CEILINGS, ETC.). HOLES LEFT FROM DEMOLISHING PIPE THAT IS NOT REPLACED IN KIND SHALL BE PATCHED TO MATCH THE SURROUNDING CONDITIONS, INCLUDING LIFE SAFETY RATINGS.
- H. REFER TO ARCHITECTURAL PLANS FOR TYPICAL LOCATIONS AND SCOPE DETAILS OF SELECTIVE DEMOLITION. LOCATIONS SHOWN THEREON ARE NOT NECESSARILY EXHAUSTIVE OF ALL THAT MAY BE REQUIRED. MECHANICAL AND GENERAL CONTRACTORS SHALL COORDINATE TO IDENTIFY AND ADDRESS ALL SUCH INSTANCES AS REQUIRED TO ACCOMPLISH THE WORK.
- I. REFERENCE M-602 FOR STEAM TRAP SCHEDULE.

**KEYNOTES**

- 1. DOWN TO BASEMENT.
- 2. REVISE TRAP ASSEMBLY IN ACCORDANCE WITH TRAP DETAIL.
- 3. PROVIDE WIRELESS TRAP MONITORING SYSTEM. SEE ELECTRICAL SHEET SERIES.
- 4. TEMPORARY STEAM.
- 5. UP THRU ROOF.
- 6. PROVIDE COORDINATED BOILER SHUTDOWN WITH COR. WORK LIMITED TO 8 HOUR INCREMENTS.

**KEY PLAN**



100% CONSTRUCTION DOCUMENTS - REV 1		09/30/2024
Issued:		Date:

**CONSULTANTS:**

**ARCHITECT/ENGINEERS:**

**VALHALLA ENGINEERING GROUP, LLC**

750 W HAMPODEN AVE  
SUITE 300  
ENGLEWOOD, CO 80110  
(720) 565-8307  
WWW.VALHALLAENGINEERING.COM

VEG 20.14

**STAMP:**

MITCH BIBLE  
ENGINEER  
10/01/2024



Drawing Title  
**BUILDING 3 - BOILER PLANT STEAM PIPING PLAN**

Approved: Project Director

Phase  
**100% CONSTRUCTION DOCUMENT**

Project Title <b>REPLACE STEAM SYSTEMS</b>		Project Number <b>503-19-112</b>
Location 2907 PLEASANT VALLEY BLVD ALTOONA, PA 16602		Building Number <b>3</b>
Issue Date 09/30/2024	Checked MB	Drawn AB
Drawing Number <b>MP301</b>		

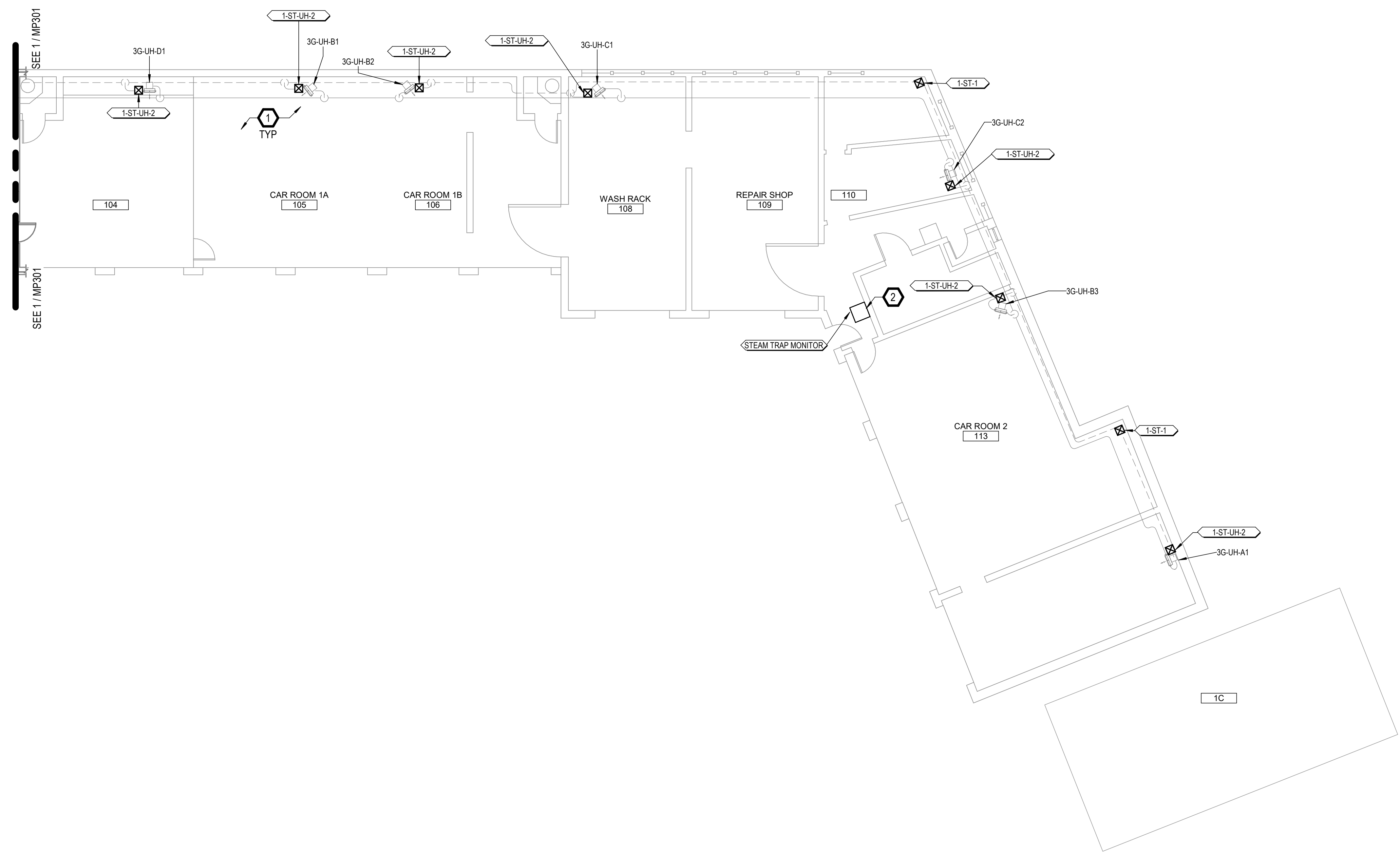


GENERAL NOTES

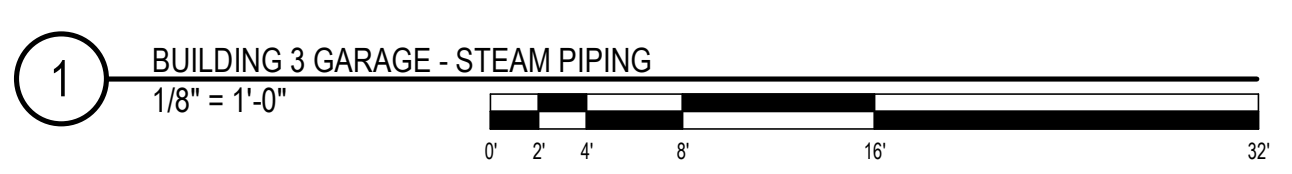
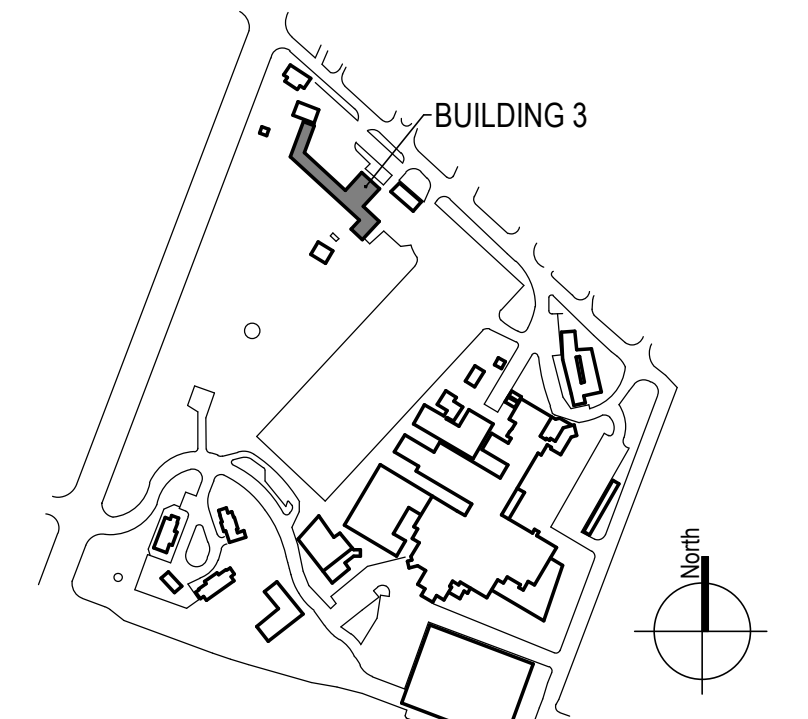
- A. REFER TO SPECIFICATIONS FOR FURTHER REQUIREMENTS IN THE SCOPE.
- B. REFER TO 'GC' SERIES SHEETS FOR WORK PHASING REQUIREMENTS.
- C. CONTRACTOR SHALL FIELD VERIFY ALL EXISTING CONDITIONS AND REPORT ANY DISCREPANCIES TO THE VHA COR BEFORE PROCEEDING WITH WORK.
- D. REFER TO M-001 AND M-002 FOR ADDITIONAL GENERAL NOTES AND SYMBOLS.
- E. REFER TO HAZARDOUS MATERIAL SURVEY IN THE SPECIFICATIONS. DO NOT PROCEED WITH DEMOLITION OR DISTURBANCE OF ITEMS CONTAINING HAZARDOUS MATERIALS UNTIL ABATEMENT IN ACCORDANCE WITH HAZARDOUS MATERIAL ABATEMENT SPECIFICATIONS HAS BEEN PERFORMED.
- F. REFER TO GH100-SERIES SHEETS FOR OVERALL LIFE SAFETY REFERENCE PLANS AND FOR LEGEND OF RATED WALL TYPES AS SHOWN ON MECHANICAL PLANS.
- G. REFER TO SPECIFICATIONS 01 00 00 AND 23 05 10 FOR SELECTIVE DEMOLITION AND REPAIR REQUIREMENTS AT EXISTING CONSTRUCTION AFFECTED BY NEW WORK (EG WALLS, CHASES, CEILINGS, ETC.). HOLES LEFT FROM DEMOLISHING PIPE THAT IS NOT REPLACED IN KIND SHALL BE PATCHED TO MATCH THE SURROUNDING CONDITIONS, INCLUDING LIFE SAFETY RATINGS.
- H. REFER TO ARCHITECTURAL PLANS FOR TYPICAL LOCATIONS AND SCOPE DETAILS OF SELECTIVE DEMOLITION. LOCATIONS SHOWN THEREON ARE NOT NECESSARILY EXHAUSTIVE OF ALL THAT MAY BE REQUIRED. MECHANICAL AND GENERAL CONTRACTORS SHALL COORDINATE TO IDENTIFY AND ADDRESS ALL SUCH INSTANCES AS REQUIRED TO ACCOMPLISH THE WORK.
- I. REFERENCE M-602 FOR STEAM TRAP SCHEDULE.

KEYNOTES

- 1. COORDINATE SHUTDOWN WITH COR.
- 2. PROVIDE WIRELESS TRAP MONITORING SYSTEM. SEE ELECTRICAL SHEET SERIES.



KEY PLAN



100% CONSTRUCTION DOCUMENTS - REV 1	09/30/2024	CONSULTANTS:	ARCHITECT/ENGINEERS: <b>VALHALLA ENGINEERING GROUP, LLC</b> 750 W HAMPODEN AVE SUITE 300 ENGLEWOOD, CO 80110 (720) 550-6307 WWW.VALHALLAENGINEERING.COM	STAMP: 		Drawing Title	Phase	Project Title	Project Number
							<b>BUILDING 3 - GARAGE STEAM PIPING PLAN</b>	<b>100% CONSTRUCTION DOCUMENT</b>	<b>REPLACE STEAM SYSTEMS</b>
Issued:	Date:					Approved: Project Director		Location	Building Number
								2907 PLEASANT VALLEY BLVD ALTOONA, PA 16602	<b>3</b>
								Issue Date	Drawing Number
								09/30/2024	<b>MP302</b>
								Checked	Drawn
								MB	AB

9/30/2024 4:22:40 PM B:\360\20\_14\_Altونا\_PA\_Sham20\_14\_Altونا\_PA\_Sham20\_14\_VEG MEP\_R19.rvt

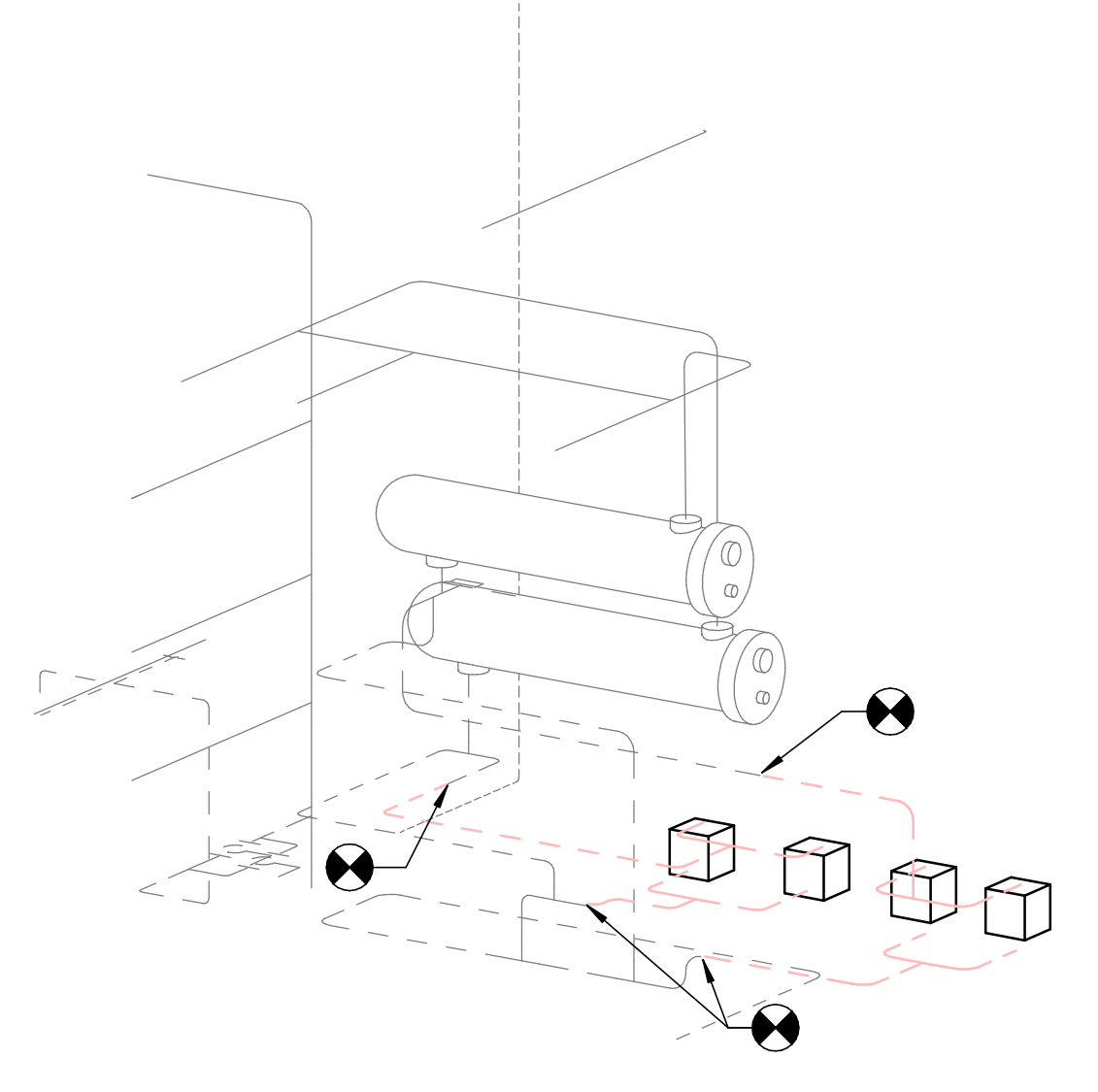


**GENERAL NOTES**

- A. REFER TO SPECIFICATIONS FOR FURTHER REQUIREMENTS IN THE SCOPE.
- B. REFER TO 'GC' SERIES SHEETS FOR WORK PHASING REQUIREMENTS.
- C. CONTRACTOR SHALL FIELD VERIFY ALL EXISTING CONDITIONS AND REPORT ANY DISCREPANCIES TO THE VHA COR BEFORE PROCEEDING WITH WORK.
- D. REFER TO M-001 AND M-002 FOR ADDITIONAL GENERAL NOTES AND SYMBOLS.
- E. REFER TO HAZARDOUS MATERIAL SURVEY IN THE SPECIFICATIONS. DO NOT PROCEED WITH DEMOLITION OR DISTURBANCE OF ITEMS CONTAINING HAZARDOUS MATERIALS UNTIL ABATEMENT IN ACCORDANCE WITH HAZARDOUS MATERIAL ABATEMENT SPECIFICATIONS HAS BEEN PERFORMED.
- F. REFER TO GH100-SERIES SHEETS FOR OVERALL LIFE SAFETY REFERENCE PLANS AND FOR LEGEND OF RATED WALL TYPES AS SHOWN ON MECHANICAL PLANS.
- G. REFER TO SPECIFICATIONS 01 00 00 AND 23 05 10 FOR SELECTIVE DEMOLITION AND REPAIR REQUIREMENTS AT EXISTING CONSTRUCTION AFFECTED BY NEW WORK (EG WALLS, CHASES, CEILINGS, ETC.). HOLES LEFT FROM DEMOLISHING PIPE THAT IS NOT REPLACED IN KIND SHALL BE PATCHED TO MATCH THE SURROUNDING CONDITIONS, INCLUDING LIFE SAFETY RATINGS.
- H. REFER TO ARCHITECTURAL PLANS FOR TYPICAL LOCATIONS AND SCOPE DETAILS OF SELECTIVE DEMOLITION. LOCATIONS SHOWN THEREON ARE NOT NECESSARILY EXHAUSTIVE OF ALL THAT MAY BE REQUIRED. MECHANICAL AND GENERAL CONTRACTORS SHALL COORDINATE TO IDENTIFY AND ADDRESS ALL SUCH INSTANCES AS REQUIRED TO ACCOMPLISH THE WORK.
- I. REFERENCE M-602 FOR STEAM TRAP SCHEDULE.

**KEYNOTES**

- 1. PROVIDE NEW STEAM TRAP.
- 2. REVISE TRAP ASSEMBLY IN ACCORDANCE WITH TRAP DETAIL.
- 3. PROVIDE WIRELESS TRAP MONITORING SYSTEM. SEE ELECTRICAL SHEET SERIES.
- 4. DOOR RELOCATION FOR TRAP CLEARANCE. SEE ARCH SHEET SERIES.
- 5. FIELD MEASURE FOR TRAP SUPPORTS.

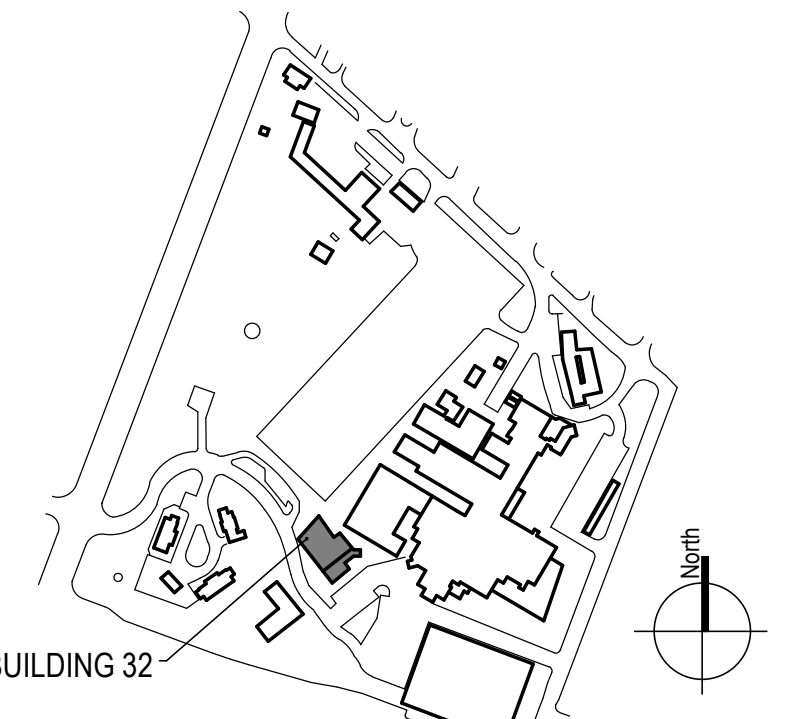


2 3D - 32-HX NTS



1 BUILDING 32 - PIPING PLAN  
3/16" = 1'-0"

**KEY PLAN**



100% CONSTRUCTION DOCUMENTS - REV 1	09/30/2024	CONSULTANTS:	ARCHITECT/ENGINEERS: <b>VALHALLA ENGINEERING GROUP, LLC</b> 750 W HAMPODEN AVE SUITE 300 ENGLEWOOD, CO 80110 (720) 555-8307 WWW.VALHALLAENGINEERING.COM	STAMP: 		Drawing Title <b>BUILDING 32 - STEAM PIPING PLAN</b>	Phase <b>100% CONSTRUCTION DOCUMENT</b>	Project Title <b>REPLACE STEAM SYSTEMS</b>	Project Number <b>503-19-112</b>
	Issued:					Date:	Approved: Project Director		Location 2907 PLEASANT VALLEY BLVD ALTOONA, PA 16602















A

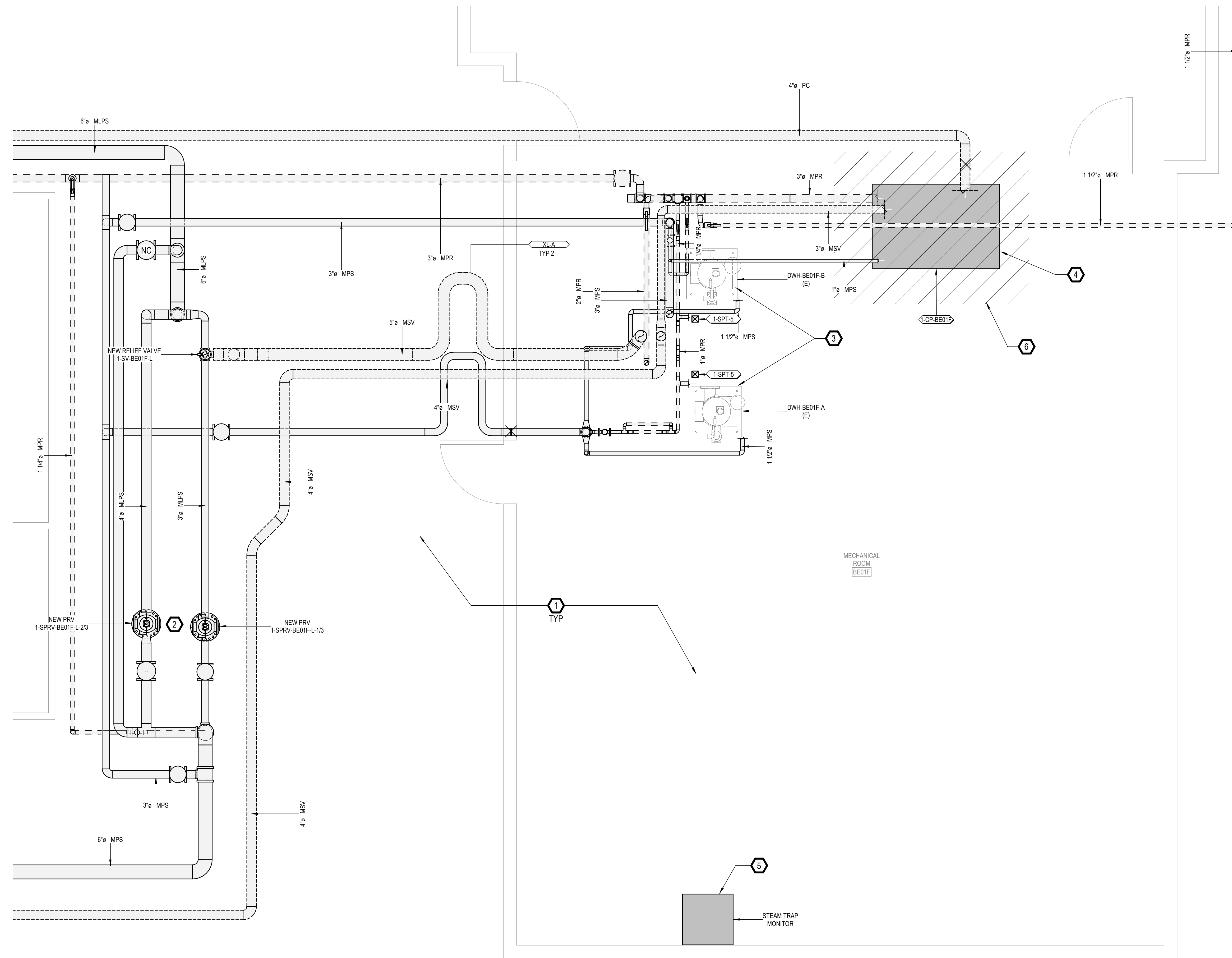
B

C

D

E

F



1 BASEMENT MECHANICAL ROOM BE01F NEW WORK ENLARGEMENT PLAN  
 1/2" = 1'-0"

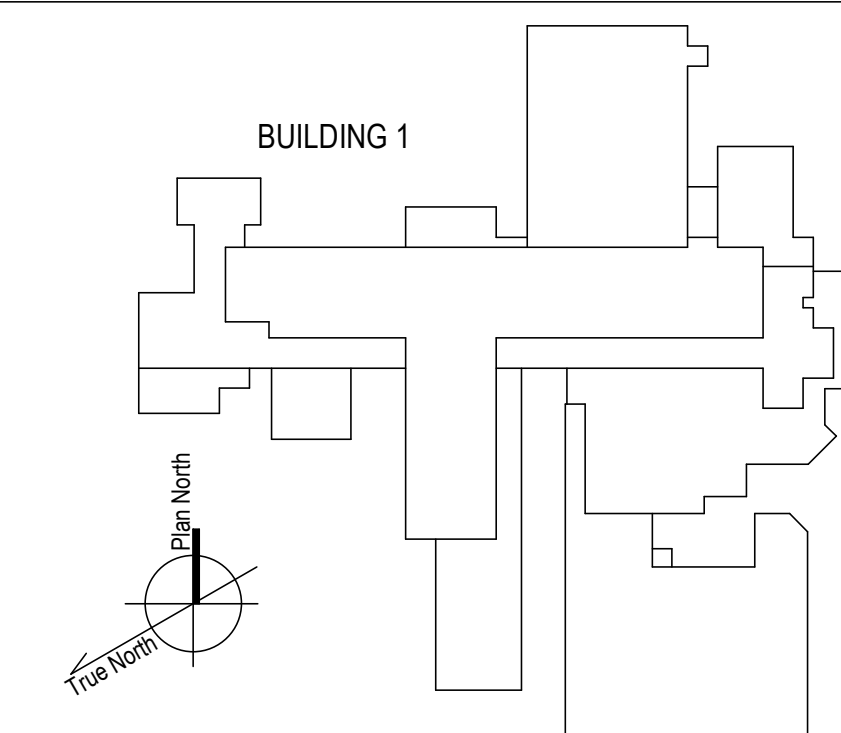
GENERAL NOTES

- A. REFER TO SPECIFICATIONS FOR FURTHER REQUIREMENTS IN THE SCOPE.
- B. REFER TO 'GC' SERIES SHEETS FOR WORK PHASING REQUIREMENTS.
- C. CONTRACTOR SHALL FIELD VERIFY ALL EXISTING CONDITIONS AND REPORT ANY DISCREPANCIES TO THE VHA COR BEFORE PROCEEDING WITH WORK.
- D. REFER TO M-001 AND M-002 FOR ADDITIONAL GENERAL NOTES AND SYMBOLS.
- E. REFER TO HAZARDOUS MATERIAL SURVEY IN THE SPECIFICATIONS. DO NOT PROCEED WITH DEMOLITION OR DISTURBANCE OF ITEMS CONTAINING HAZARDOUS MATERIALS UNTIL ABATEMENT IN ACCORDANCE WITH HAZARDOUS MATERIAL ABATEMENT SPECIFICATIONS HAS BEEN PERFORMED.
- F. REFER TO GH100-SERIES SHEETS FOR OVERALL LIFE SAFETY REFERENCE PLANS AND FOR LEGEND OF RATED WALL TYPES AS SHOWN ON MECHANICAL PLANS.
- G. REFER TO SPECIFICATIONS 01 00 00 AND 23 05 10 FOR SELECTIVE DEMOLITION AND REPAIR REQUIREMENTS AT EXISTING CONSTRUCTION AFFECTED BY NEW WORK (EG WALLS, CHASES, CEILINGS, ETC.). HOLES LEFT FROM DEMOLISHING PIPE THAT IS NOT REPLACED IN KIND SHALL BE PATCHED TO MATCH THE SURROUNDING CONDITIONS, INCLUDING LIFE SAFETY RATINGS.
- H. REFER TO ARCHITECTURAL PLANS FOR TYPICAL LOCATIONS AND SCOPE DETAILS OF SELECTIVE DEMOLITION. LOCATIONS SHOWN THEREON ARE NOT NECESSARILY EXHAUSTIVE OF ALL THAT MAY BE REQUIRED. MECHANICAL AND GENERAL CONTRACTORS SHALL COORDINATE TO IDENTIFY AND ADDRESS ALL SUCH INSTANCES AS REQUIRED TO ACCOMPLISH THE WORK.
- I. REFERENCE M-602 FOR STEAM TRAP SCHEDULE.

KEYNOTES

- 1. PROVIDE DRIP TRAPS AS SCHEDULED ON SHEET M-601 AND AS REQUIRED IN THE SPECIFICATION SECTION 23 22 13 IN ADDITION TO THOSE EXPLICITLY SHOWN ON PLANS. REFERENCE DETAILS ON M-500 SHEET SERIES FOR INSTALLATION REQUIREMENTS.
- 2. REFER TO M-500 SHEET SERIES FOR PRV STATION COMPONENT DETAIL.
- 3. EXISTING INDIRECT STEAM DOMESTIC WATER HEATERS TO REMAIN. RECONNECT NEW STEAM AND CONDENSATE PIPING PER M-500 SHEET SERIES STEAM COIL CONNECTION DETAILS. PROVIDE NEW PUMP TRAP ASSEMBLY PER STEAM TRAP SCHEDULE AND M-500 SHEET SERIES DETAIL. REUSE EXISTING CONTROL VALVE.
- 4. PROVIDE NEW CONDENSATE PUMP AND RECEIVER PACKAGE AS SCHEDULED. PROVIDE NEW 4" CONCRETE HOUSEKEEPING PAD. REFER TO M-500 SERIES SHEETS FOR CONNECTION DETAILS.
- 5. PROVIDE WIRELESS TRAP MONITORING SYSTEM. SEE ELECTRICAL SHEET SERIES.
- 6. IF DEDUCT ALTERNATE #1 IS ACCEPTED:  
 -PERFORM HATCHED NEW PIPING & EQUIPMENT SCOPE ONLY (REPLACEMENT OF CP AND ASSOCIATED RECONNECTIONS TO EXISTING PIPING PER M-500 SHEET SERIES DETAILS) UNO BELOW.  
 -REINSULATE EXISTING STEAM AND CONDENSATE PIPING IN THIS VIEW. REFER TO MD SHEET SERIES.  
 -REPLACE ALL VALVES IN THE MECHANICAL ROOM WITH LIKE SIZE AND TYPE.  
 -PROVIDE PUMP TRAPS AS SHOWN FOR EXISTING DOMESTIC WATER HEATERS IN BE01F, PLUS ASSOCIATED ACCESSORIES PER M-500 SHEET SERIES DETAIL, AND NEW MPR PIPING TO NEW CONDENSATE PUMP RECEIVER.  
 -REPLACE STEAM TRAPS AND FITTINGS 2" AND BELOW.

KEY PLAN



100% CONSTRUCTION DOCUMENTS - REV 1

09/30/2024

CONSULTANTS:

ARCHITECT/ENGINEERS:



750 W HAMPODEN AVE  
 SUITE 300  
 ENGLEWOOD, CO 80110  
 (720) 555-8307  
 WWW.VALHALLAENGINEERING.COM

VEG 20.14

STAMP:



Drawing Title

MECHANICAL ROOM ENLARGEMENT

Approved: Project Director

Phase

100% CONSTRUCTION DOCUMENT

Project Title

REPLACE STEAM SYSTEMS

Location

2907 PLEASANT VALLEY BLVD ALTOONA, PA 16602

Issue Date

09/30/2024

Checked

MB

Drawn

AB

Project Number

503-19-112

Building Number

1

Drawing Number

MP803

9/30/2024 4:30:15 PM  
E:\360\20\_14\_Albana\_PA\_Steam\_PA\_Steam\_VEG\MEP\_R19.rvt



A

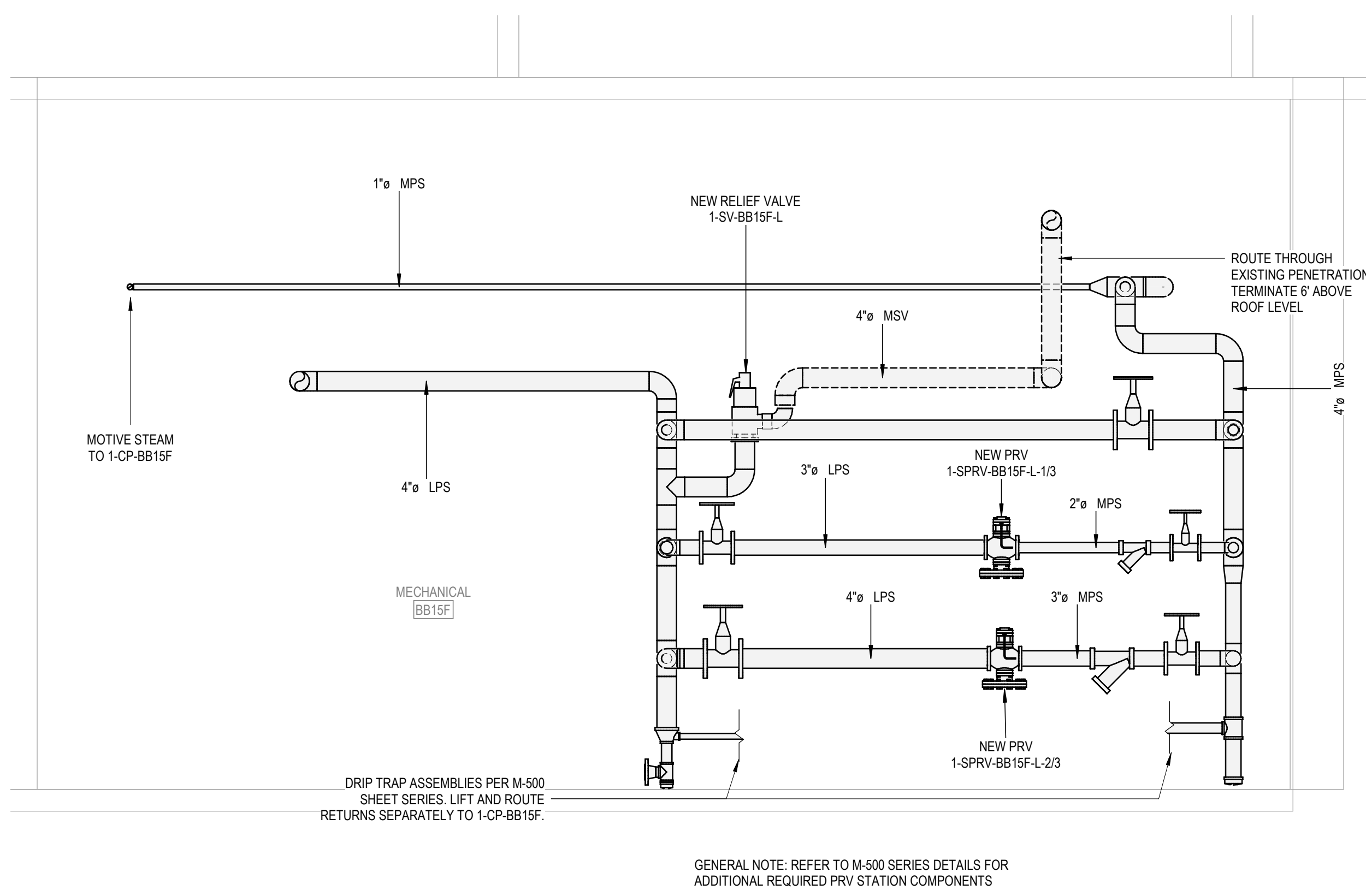
B

C

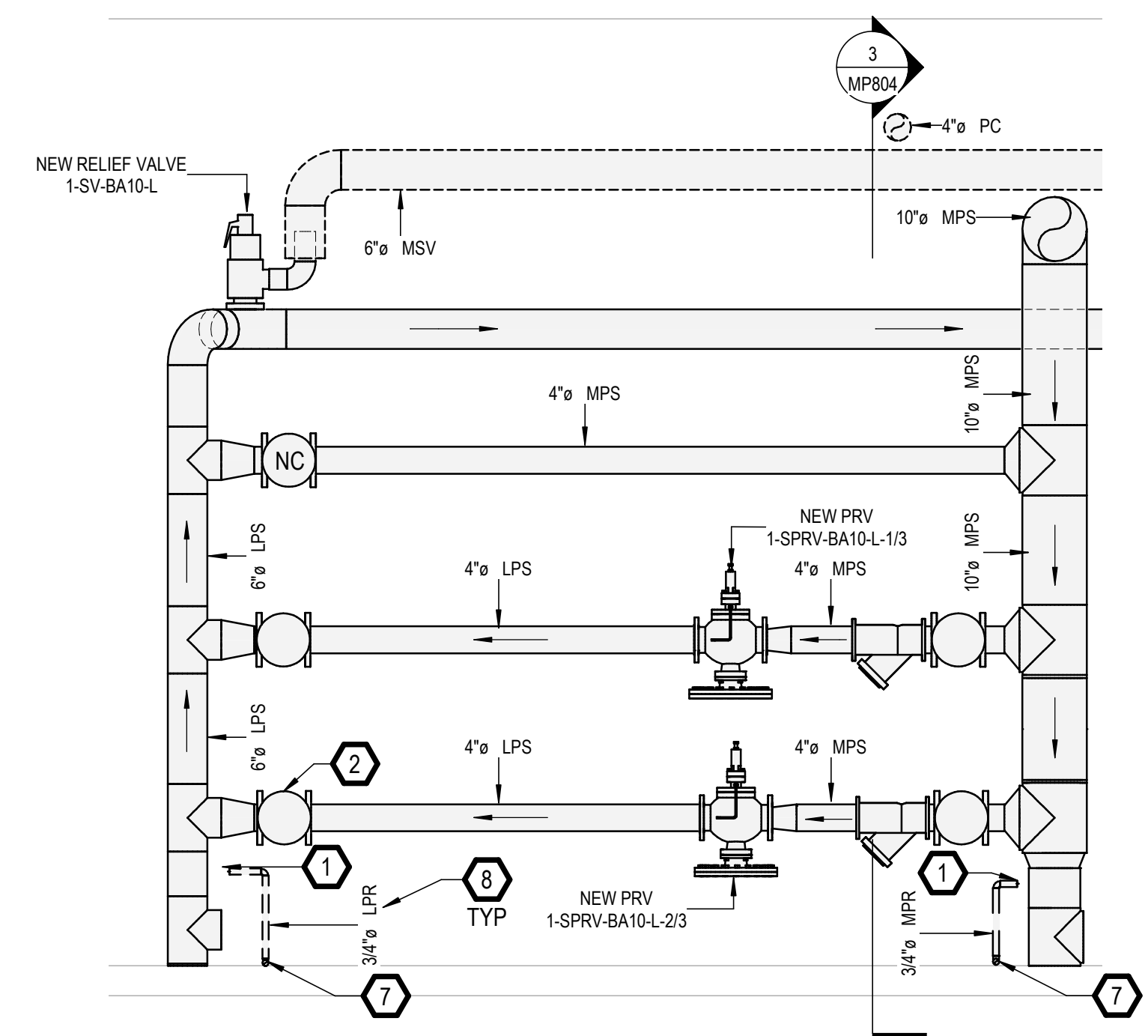
D

E

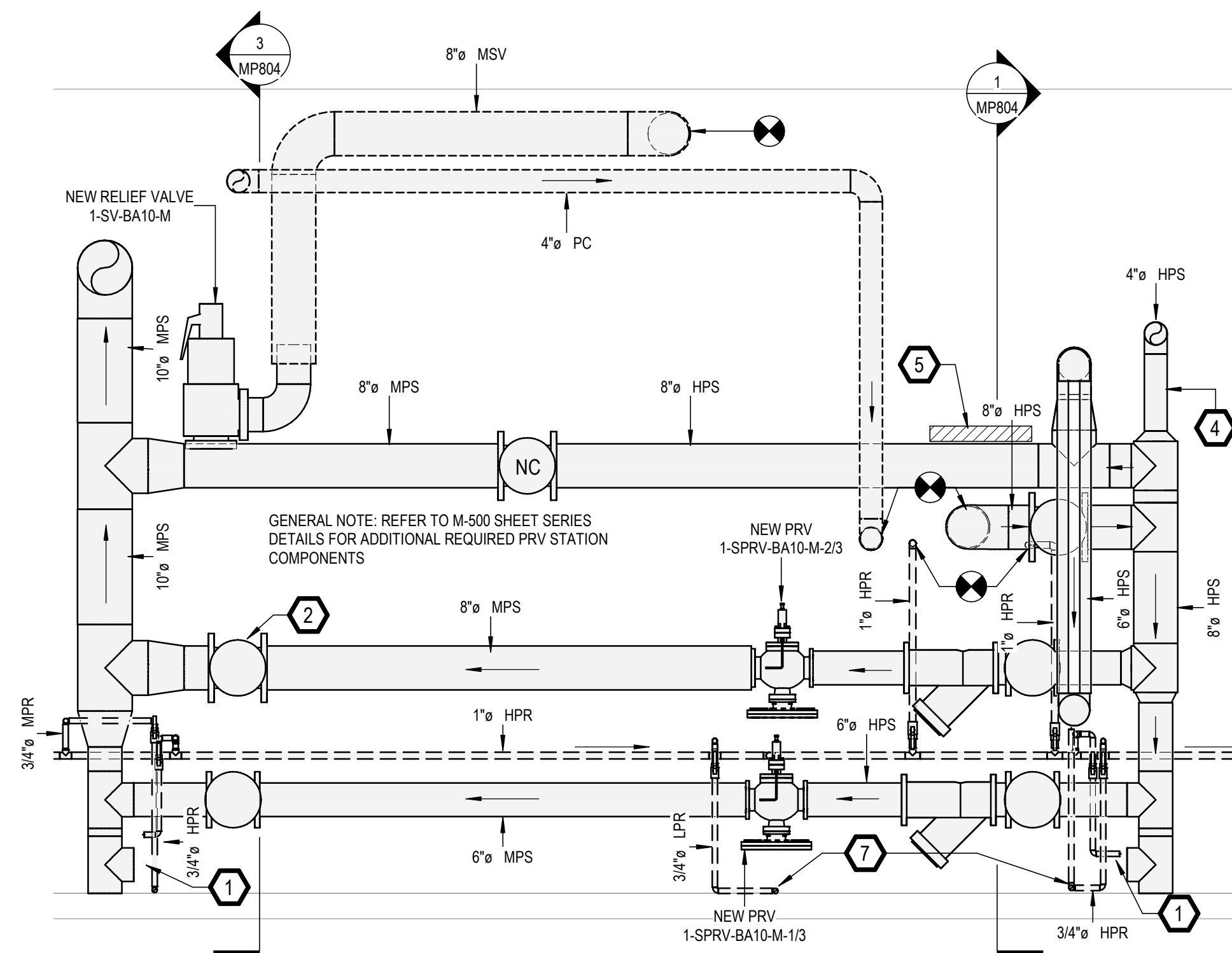
F



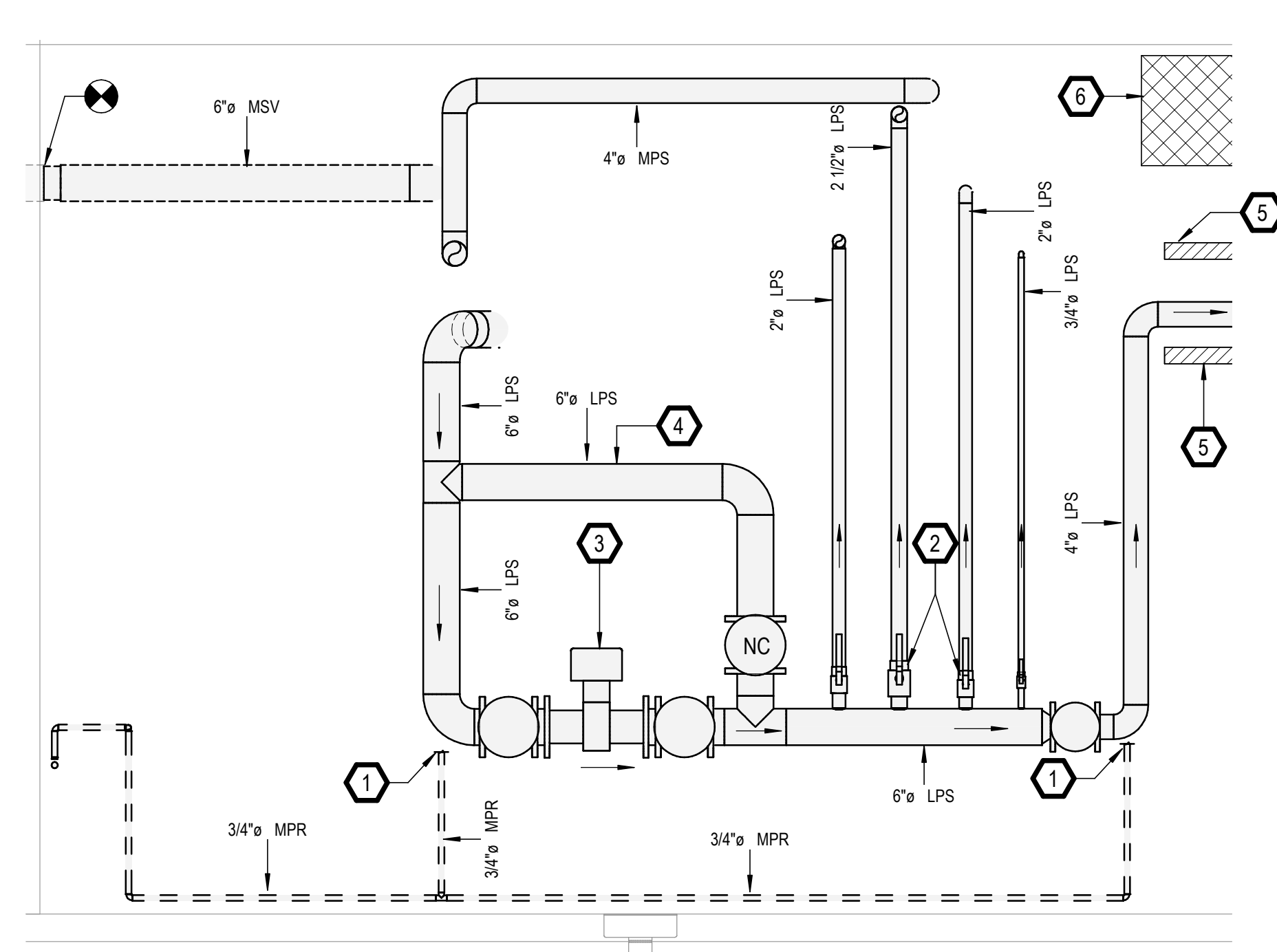
6 BB15F STEAM PRV STATION  
1/2" = 1'-0"



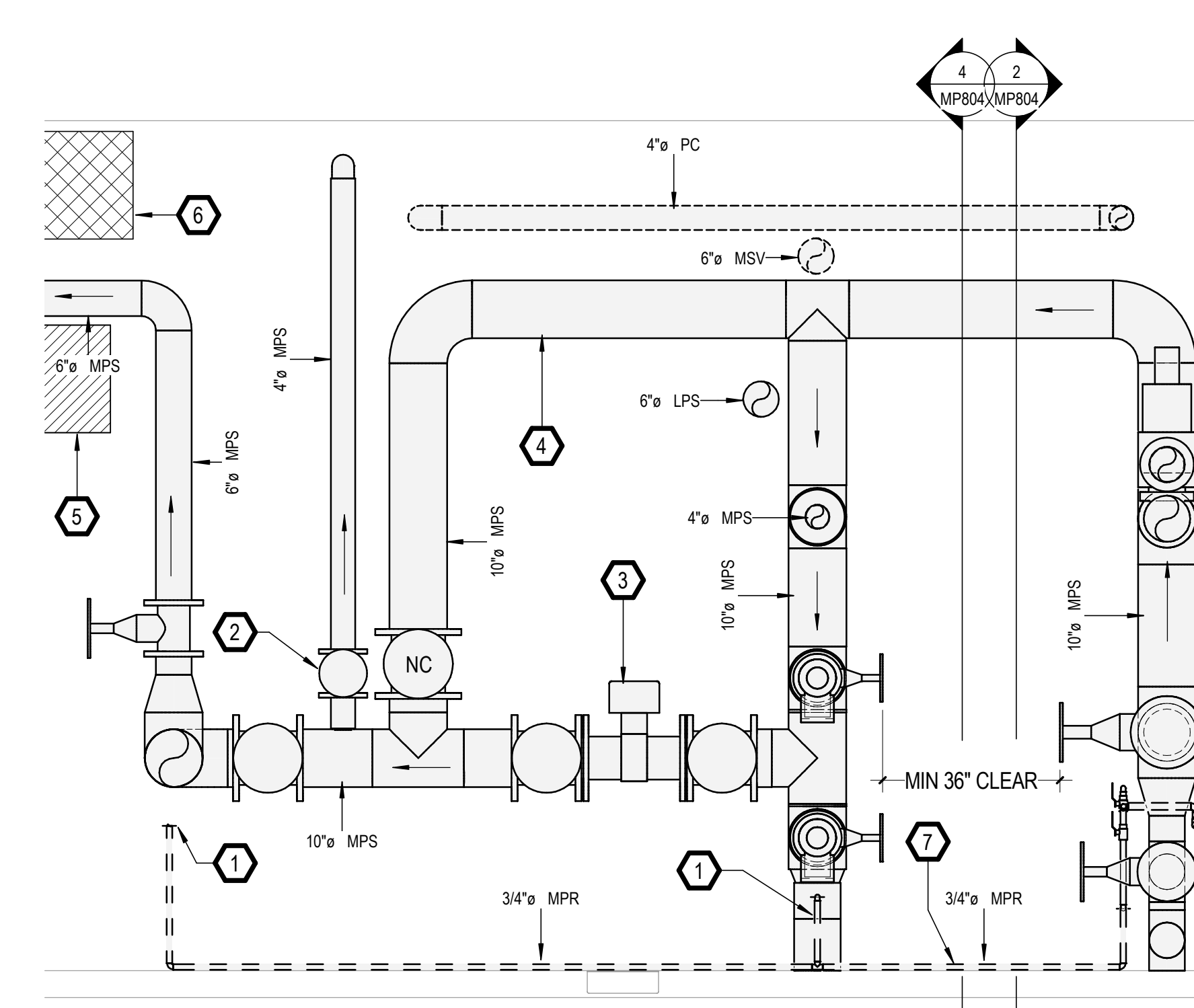
4 BA10 MPS-LPS PRV STATION SECTION DETAIL  
1/2" = 1'-0"



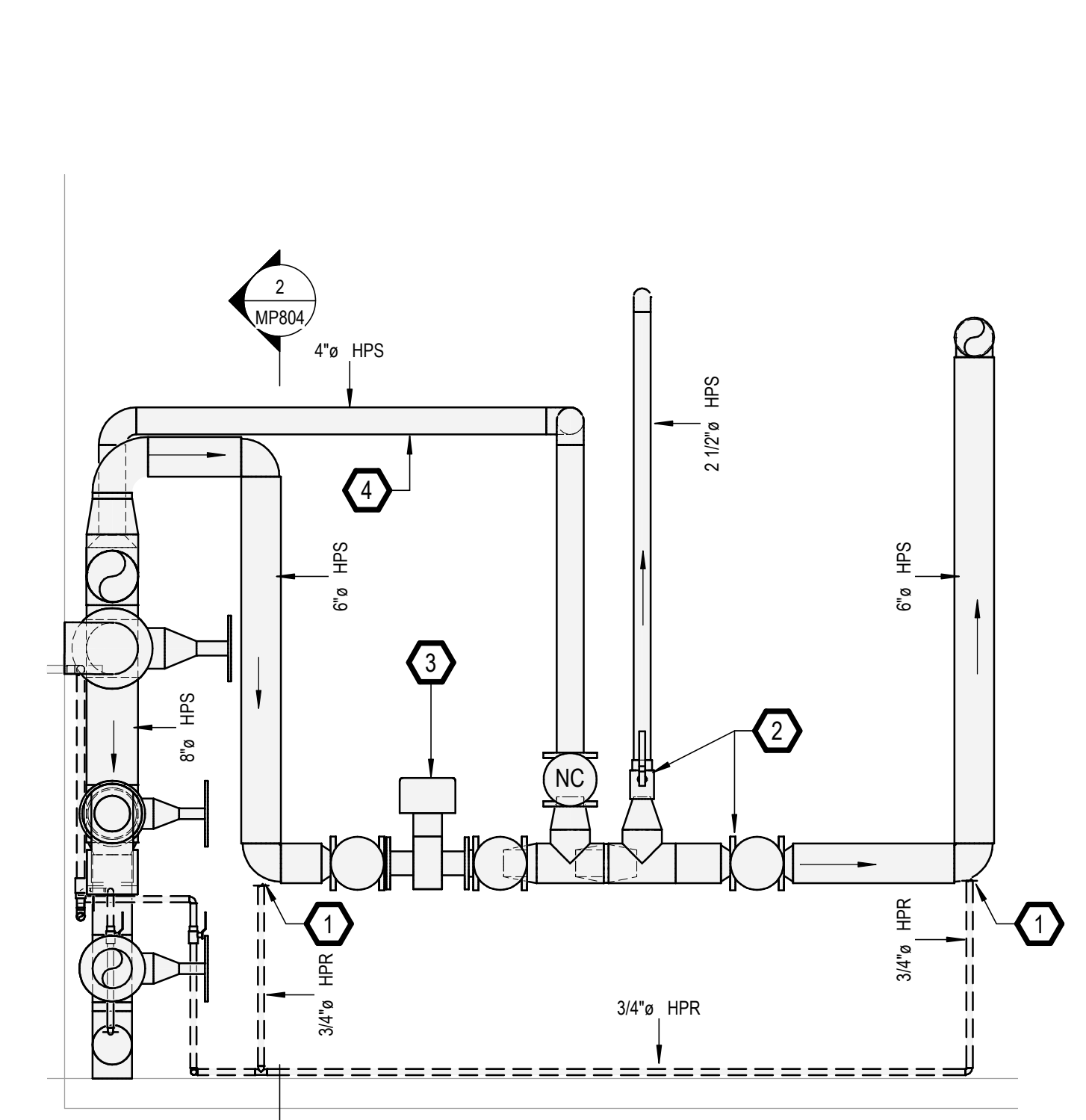
2 BA10 HPS-MPS PRV STATION SECTION DETAIL  
1/2" = 1'-0"



5 BA10 LPS SERVICE MAIN SECTION DETAIL  
1/2" = 1'-0"



3 BA10 MPS SERVICE MAIN SECTION DETAIL  
1/2" = 1'-0"



1 BA10 HPS SERVICE MAIN SECTION DETAIL  
1/2" = 1'-0"

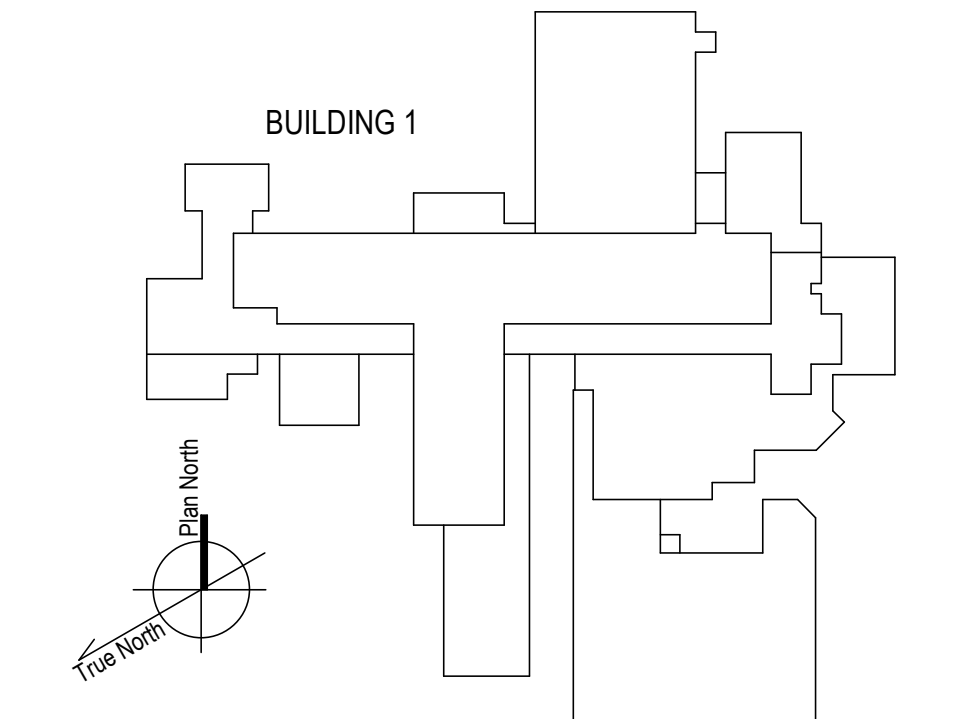
**GENERAL NOTES**

- A. REFER TO SPECIFICATIONS FOR FURTHER REQUIREMENTS IN THE SCOPE.
- B. REFER TO 'GC' SERIES SHEETS FOR WORK PHASING REQUIREMENTS.
- C. CONTRACTOR SHALL FIELD VERIFY ALL EXISTING CONDITIONS AND REPORT ANY DISCREPANCIES TO THE VHA COR BEFORE PROCEEDING WITH WORK.
- D. REFER TO M-001 AND M-002 FOR ADDITIONAL GENERAL NOTES AND SYMBOLS.
- E. REFER TO HAZARDOUS MATERIAL SURVEY IN THE SPECIFICATIONS. DO NOT PROCEED WITH DEMOLITION OR DISTURBANCE OF ITEMS CONTAINING HAZARDOUS MATERIALS UNTIL ABATEMENT IN ACCORDANCE WITH HAZARDOUS MATERIAL ABATEMENT SPECIFICATIONS HAS BEEN PERFORMED.
- F. REFER TO GH100-SERIES SHEETS FOR OVERALL LIFE SAFETY REFERENCE PLANS AND FOR LEGEND OF RATED WALL TYPES AS SHOWN ON MECHANICAL PLANS.
- G. REFER TO SPECIFICATIONS 01 00 00 AND 23 05 10 FOR SELECTIVE DEMOLITION AND REPAIR REQUIREMENTS AT EXISTING CONSTRUCTION AFFECTED BY NEW WORK (EG WALLS, CHASES, CEILINGS, ETC.). HOLES LEFT FROM DEMOLISHING PIPE THAT IS NOT REPLACED IN KIND SHALL BE PATCHED TO MATCH THE SURROUNDING CONDITIONS, INCLUDING LIFE SAFETY RATINGS.
- H. REFER TO ARCHITECTURAL PLANS FOR TYPICAL LOCATIONS AND SCOPE DETAILS OF SELECTIVE DEMOLITION. LOCATIONS SHOWN THEREON ARE NOT NECESSARILY EXHAUSTIVE OF ALL THAT MAY BE REQUIRED. MECHANICAL AND GENERAL CONTRACTORS SHALL COORDINATE TO IDENTIFY AND ADDRESS ALL SUCH INSTANCES AS REQUIRED TO ACCOMPLISH THE WORK.
- I. REFERENCE M-602 FOR STEAM TRAP SCHEDULE.

**KEYNOTES**

- 1. DRIP TRAP ASSEMBLY PER M-500 SHEET SERIES. PROVIDE 1-ST-1.
- 2. ISOLATION VALVE, TYPICAL.
- 3. PRESSURE ZONE AUTOMATIC ISO VALVE. REF MP802.
- 4. NC CONTROL VALVE BYPASS.
- 5. EXISTING CONDUIT BANK. VERIFY EXACT LOCATION IN FIELD AND OFFSET FINAL NEW PIPING AS NEEDED.
- 6. EXISTING SUPPLY DUCT. VERIFY EXACT LOCATION IN FIELD AND OFFSET FINAL NEW PIPING AS NEEDED.
- 7. PROVIDE STEEL PIPE GUARD ACROSS ACCESS PATH. REF SPECIFICATION 23 05 10.
- 8. LIFT AND ROUTE LPR DRIPS TO CP SEPARATE FROM MPR AND HPR.

**KEY PLAN**



100% CONSTRUCTION DOCUMENTS - REV 1	
Issue:	Date:

09/30/2024	<b>CONSULTANTS:</b>

**ARCHITECT/ENGINEERS:**

**VALHALLA ENGINEERING GROUP, LLC**

750 W HAMPODEN AVE  
SUITE 300  
ENGLEWOOD, CO 80110  
(720) 555-8307  
WWW.VALHALLAENGINEERING.COM

**STAMP:**

REGISTERED PROFESSIONAL ENGINEER  
MITCH BIBLE  
ENGINEER REG. NO. 28262  
10/01/2024



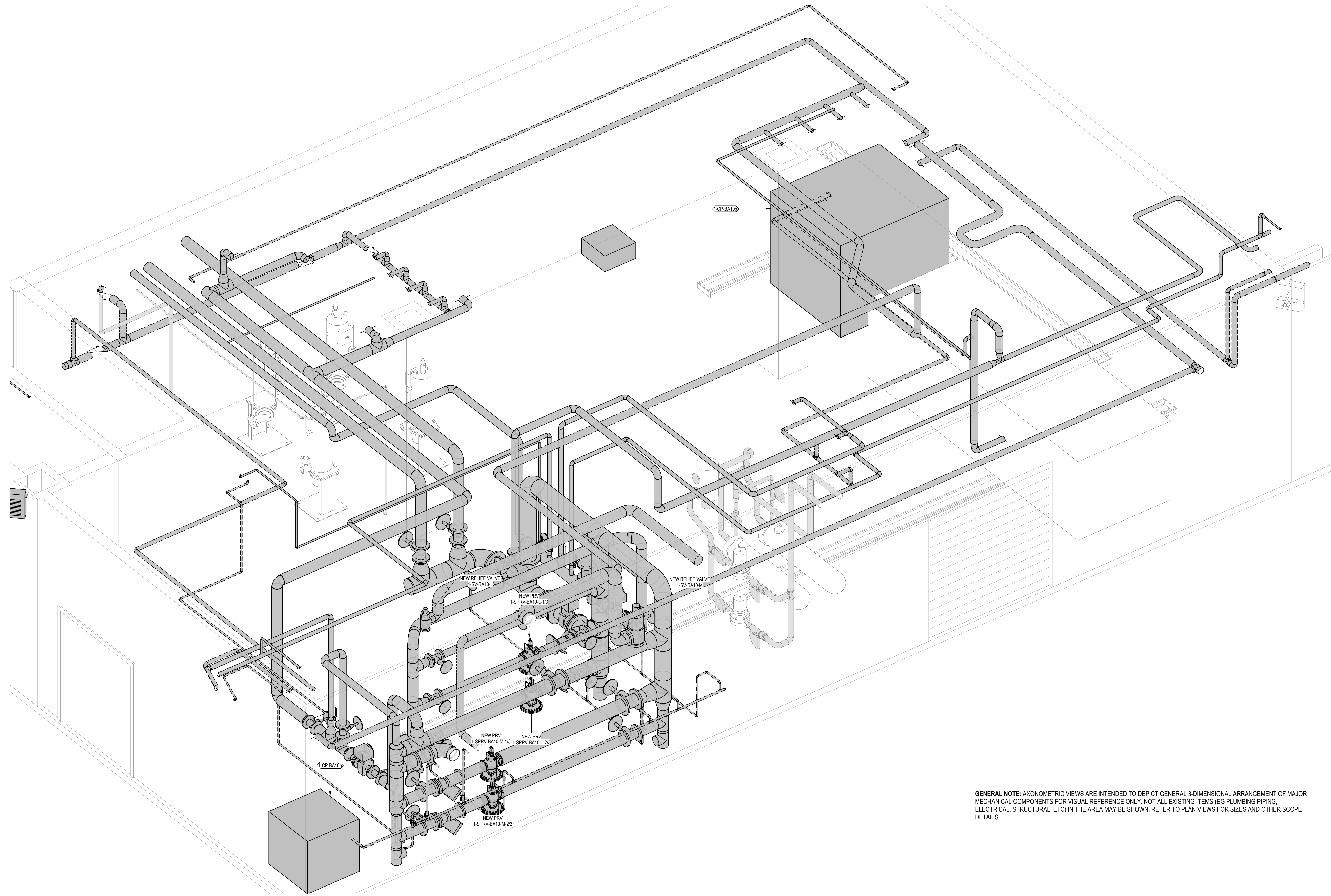
Drawing Title	Project Number
MECHANICAL ROOM SECTIONS	503-19-112
Approved: Project Director	Building Number
	1
	Drawing Number
	MP804

Phase	Location
100% CONSTRUCTION DOCUMENT	2907 PLEASANT VALLEY BLVD ALTOONA, PA 16602
	Issue Date
	09/30/2024
	Checked
	MB
	Drawn
	AB

Project Title	Project Number
REPLACE STEAM SYSTEMS	503-19-112
	Building Number
	1
	Drawing Number
	MP804



9/30/2024 4:29:48 PM  
B:\300\20\_14\_Albama\_PA\_Steam\20\_14\_Albama\_Steam\_VEG MEP\_R19.rvt  
VA FORM 08 - 6231

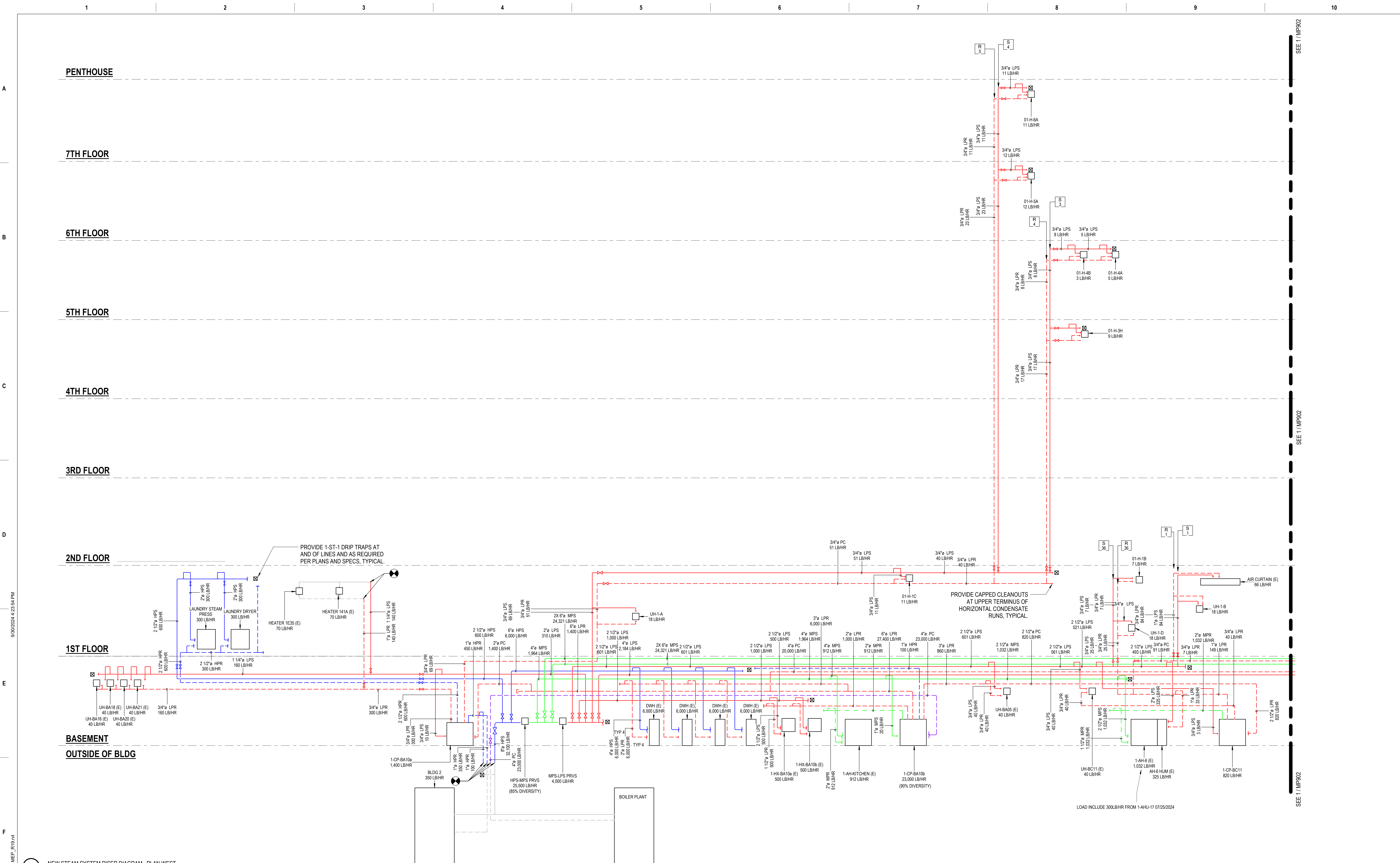


**GENERAL NOTE:** AXONOMETRIC VIEWS ARE INTENDED TO DEPICT GENERAL 3-DIMENSIONAL ARRANGEMENT OF MAJOR MECHANICAL COMPONENTS FOR VISUAL REFERENCE ONLY. NOT ALL EXISTING ITEMS (EG PLUMBING PIPING, ELECTRICAL, STRUCTURAL, ETC) IN THE AREA MAY BE SHOWN. REFER TO PLAN VIEWS FOR SIZES AND OTHER SCOPE DETAILS.

1 BA10 STEAM ENTRANCE AXONOMETRIC VIEW - NEW WORK  
NTS

100% CONSTRUCTION DOCUMENTS - REV 1		09/30/2024		CONSULTANTS:		ARCHITECT/ENGINEERS:		STAMP:		Drawing Title		Phase		Project Title		Project Number	
						VALHALLA ENGINEERING GROUP, LLC				MECHANICAL AXONOMETRIC VIEWS - NEW WORK		100% CONSTRUCTION DOCUMENT		REPLACE STEAM SYSTEMS		503-19-112	
Issued:		Date:				750 W HAMPODEN AVE SUITE 300 ENGLEWOOD, CO 80110 (720) 555-6307 WWW.VALHALLAENGINEERING.COM				Approved: Project Director				Location		Building Number	
						VEG 20.14								2907 PLEASANT VALLEY BLVD ALTOONA, PA 16602		1	
														Issue Date		Drawing Number	
														09/30/2024		MP805	
														Checked		Drawn	
														MB		AB	

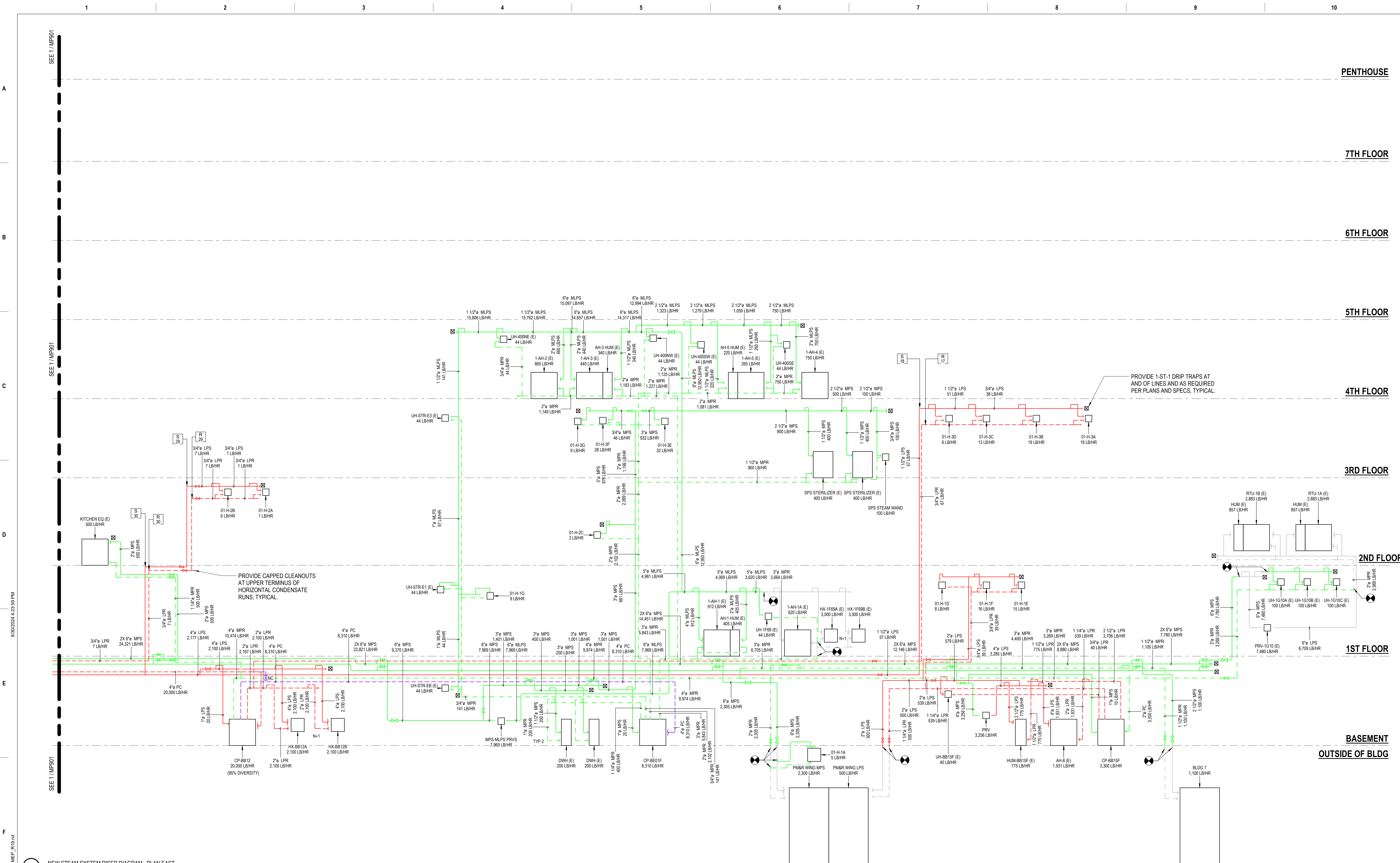




1 NEW STEAM SYSTEM RISER DIAGRAM - PLAN WEST NTS

100% CONSTRUCTION DOCUMENTS - REV 1		09/30/2024		CONSULTANTS:		ARCHITECT/ENGINEERS:		STAMP:		Drawing Title		Phase		Project Title		Project Number	
						VALHALLA ENGINEERING GROUP, LLC				NEW STEAM SYSTEM RISER DIAGRAM		100% CONSTRUCTION DOCUMENT		REPLACE STEAM SYSTEMS		503-19-112	
Issued:		Date:				750 W HAMPODEN AVE SUITE 300 ENGLEWOOD, CO 80110 (720) 555-8307 WWW.VALHALLAENGINEERING.COM		U.S. Department of Veterans Affairs		Approved: Project Director				Location		Building Number	
						VEG 20.14								2907 PLEASANT VALLEY BLVD ALTOONA, PA 16602		1	
														Issue Date		Drawing Number	
														09/30/2024		MP901	
														Checked		Drawn	
														MB		AB	





1 NEW STEAM SYSTEM RISER DIAGRAM - PLAN EAST  
NTS

100% CONSTRUCTION DOCUMENTS - REV 1	09/30/2024	CONSULTANTS:	ARCHITECT/ENGINEERS: <b>VALHALLA ENGINEERING GROUP, LLC</b> 750 W HAMPODEN AVE SUITE 300 ENGLEWOOD, CO 80110 (720) 555-8307 WWW.VALHALLAENGINEERING.COM	STAMP:  10/01/2024	 U.S. Department of Veterans Affairs	Drawing Title <b>NEW STEAM SYSTEM RISER DIAGRAM</b>	Phase <b>100% CONSTRUCTION DOCUMENT</b>	Project Title <b>REPLACE STEAM SYSTEMS</b>	Project Number <b>503-19-112</b>	
						Approved: Project Director		Location 2907 PLEASANT VALLEY BLVD ALTOONA, PA 16602	Building Number <b>1</b>	
Issued:	Date:						Issue Date 09/30/2024	Checked MB	Drawn AB	Drawing Number <b>MP902</b>