

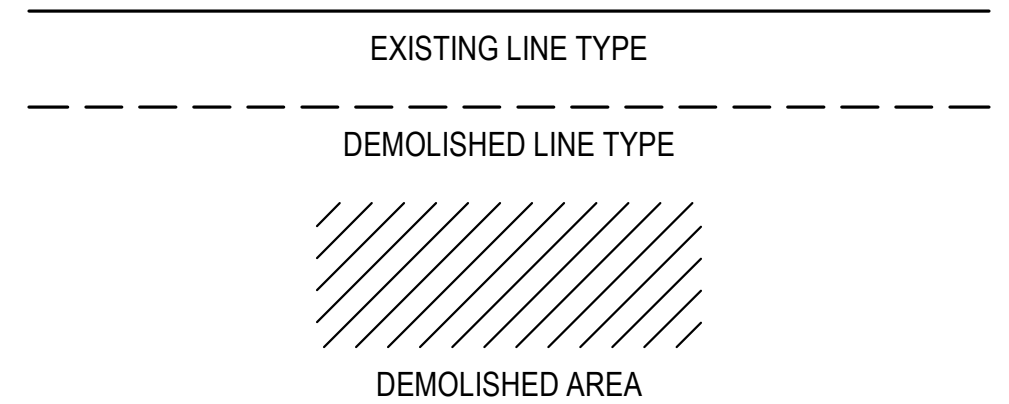
GENERAL NOTES

- A. REFER TO STRUCTURAL, MECHANICAL, PLUMBING AND ELECTRICAL DRAWINGS FOR MORE DEMOLITION INFORMATION.
- B. REFER TO SHEET 01-A3 FOR ADDITIONAL GENERAL NOTES THAT ARE APPLICABLE.
- C. REMOVE ALL FLOOR FINISHES AND CEILINGS IN AREA OF DEMOLITION

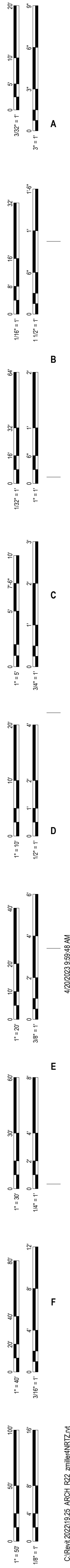
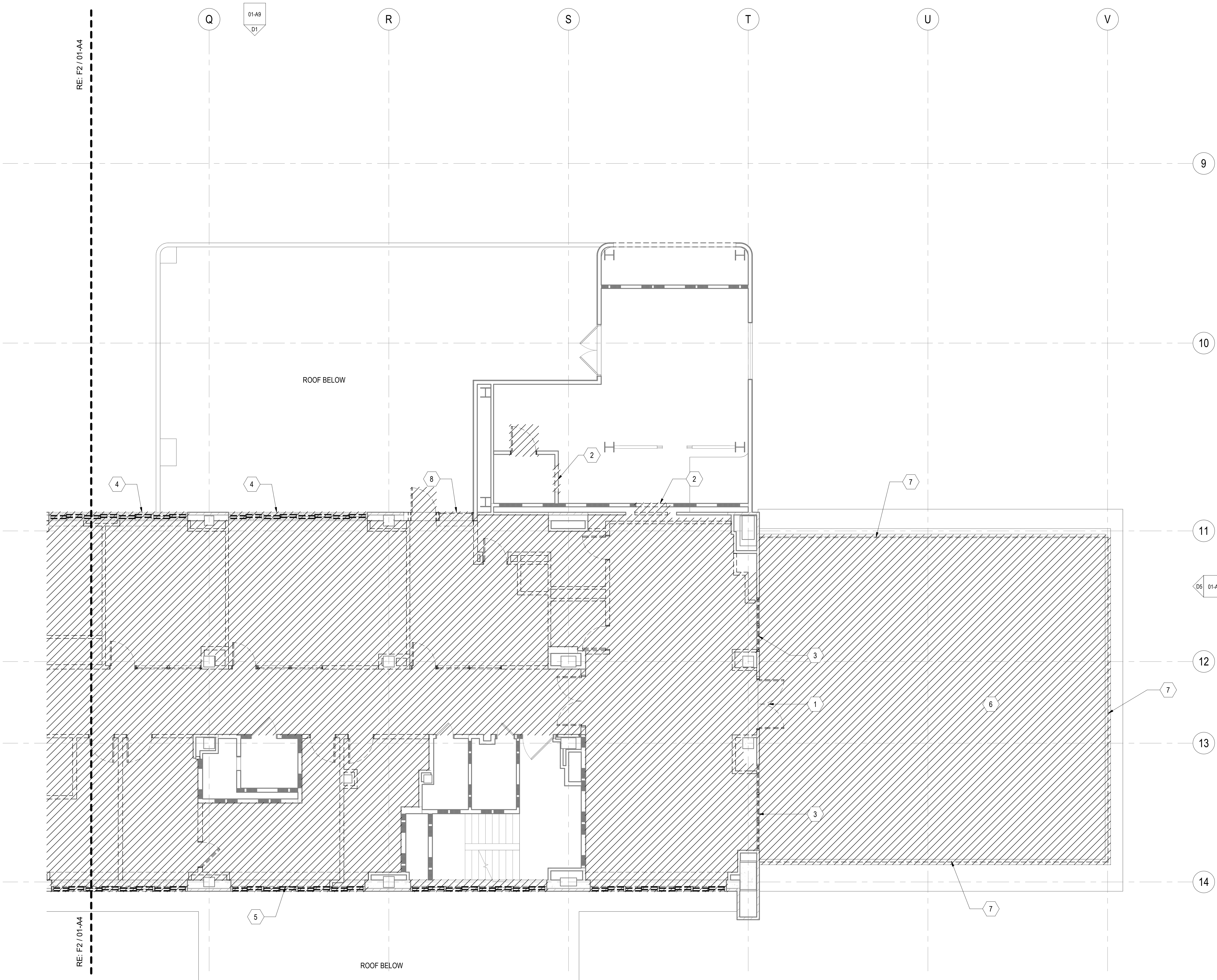
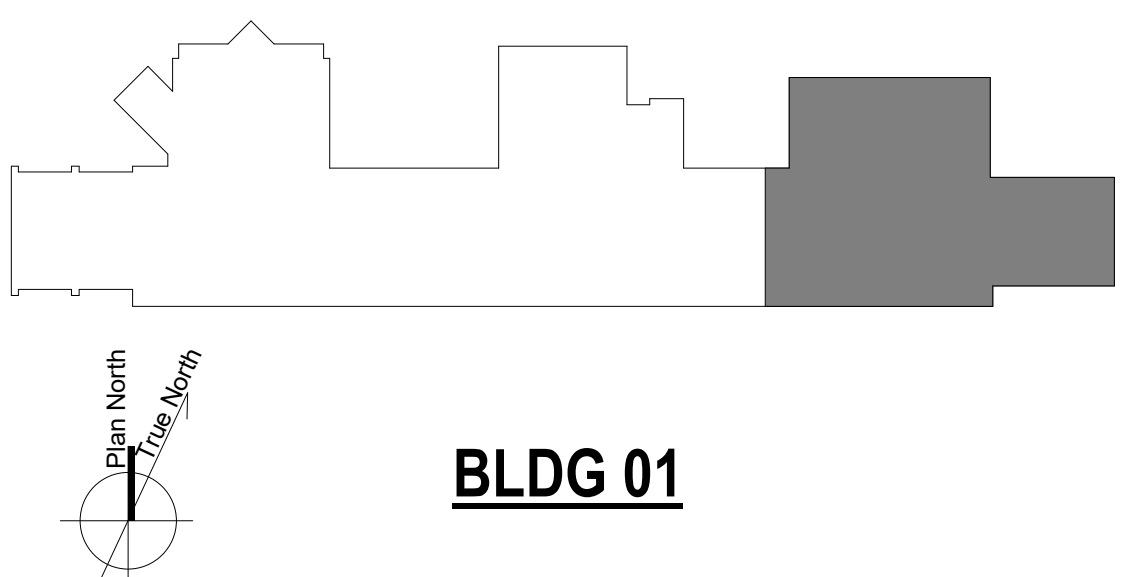
KEYNOTES

- 1 REMOVE EXTERIOR DOOR AND FRAME
- 2 DEMO PARTITION FOR NEW DOOR AND FRAME
- 3 REMOVE WINDOW
- 4 REMOVE ALL GLAZING
- 5 REMOVE WINDOW FRAMES AND GLAZING; TYP ALL SOUTH WINDOWS
- 6 REMOVE ROOFING SYSTEM TO TOPPING SLAB
- 7 REMOVE GUARD
- 8 REMOVE WINDOW AND DOOR.

DEMO LEGEND



KEY PLAN




F1 9TH FLOOR DEMOLITION PLAN - EAST
 3/16\"/>

0	100% CONSTRUCTION DOCUMENTS	04/18/2023
Number: Revisions: Date:		

CONSULTANTS:

ARCHITECT/ENGINEERS:
VALHALLA
ENGINEERING
GROUP, LLC
 750 W HAMPDEN AVE
 SUITE 300
 ENGLEWOOD, CO 80110
 (720) 550-6307
 WWW.VALHALLAENGINEERING.COM
 VEG 19.25

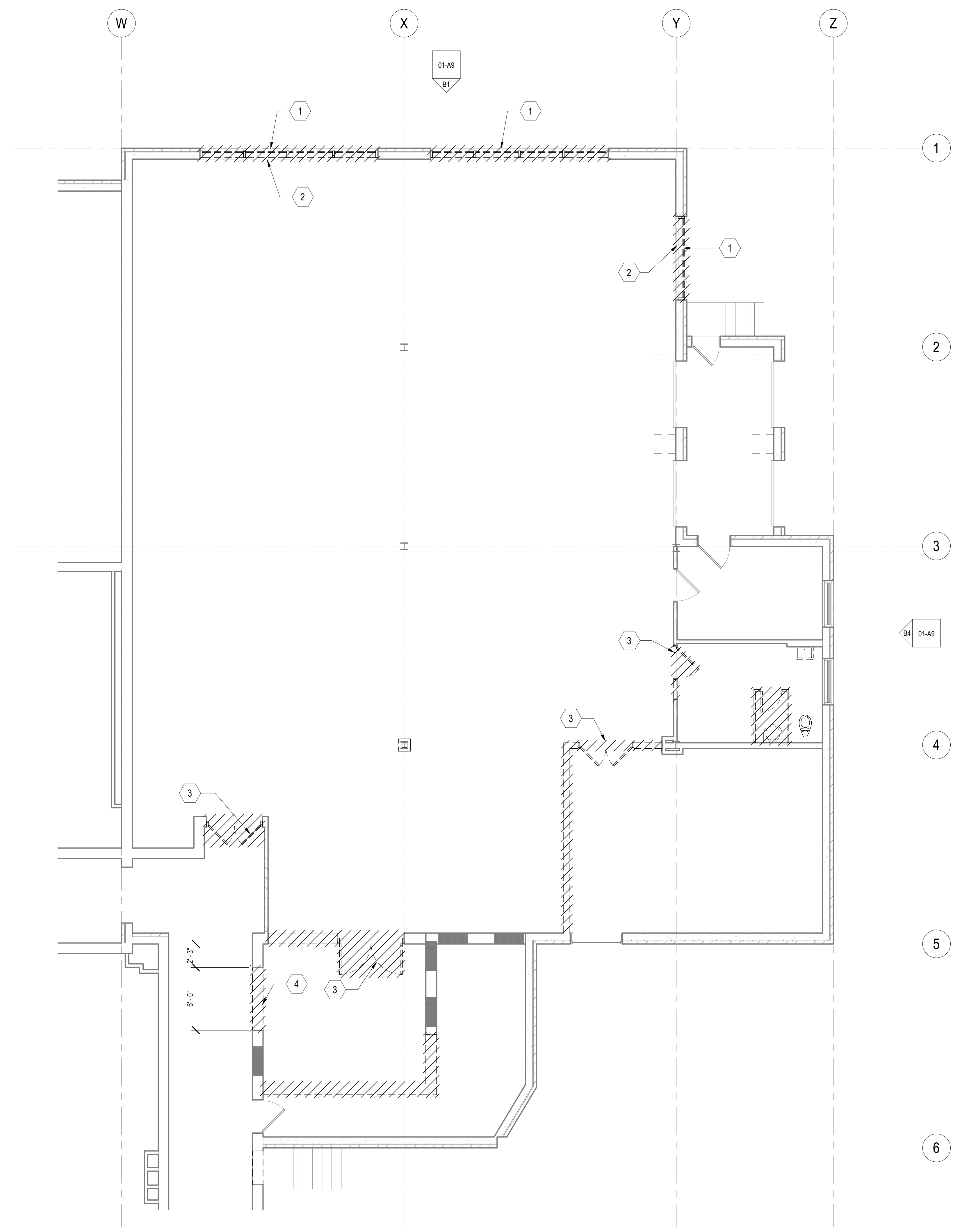
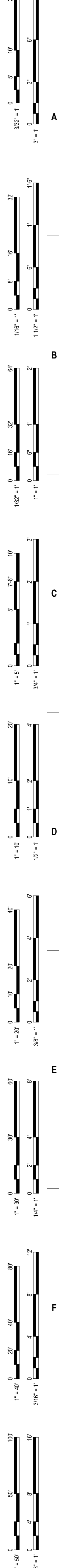


Drawing Title
DEMOLITION PLAN - 9TH FLOOR - EAST
 Approved: Project Director

Phase
100% CONSTRUCTION DOCUMENTS

Project Title
RENOVATE 9TH FLOOR MENTAL HEALTH
 Location
 1111 EAST END BLVD, WILKES-BARRE, PA 18711
 Issue Date
 04/18/2023

Project Number
 693-19-106
 Building Number
 01
 Drawing Number
01-A5
 DWG 05 of 53



GENERAL NOTES

A. REFER TO STRUCTURAL, MECHANICAL, PLUMBING AND ELECTRICAL DRAWINGS FOR MORE DEMOLITION INFORMATION.

B. REFER TO SHEET 01-13 FOR ADDITIONAL GENERAL NOTES THAT ARE APPLICABLE.

C. REMOVE ALL FLOOR FINISHES AND CEILINGS IN AREA OF DEMOLITION

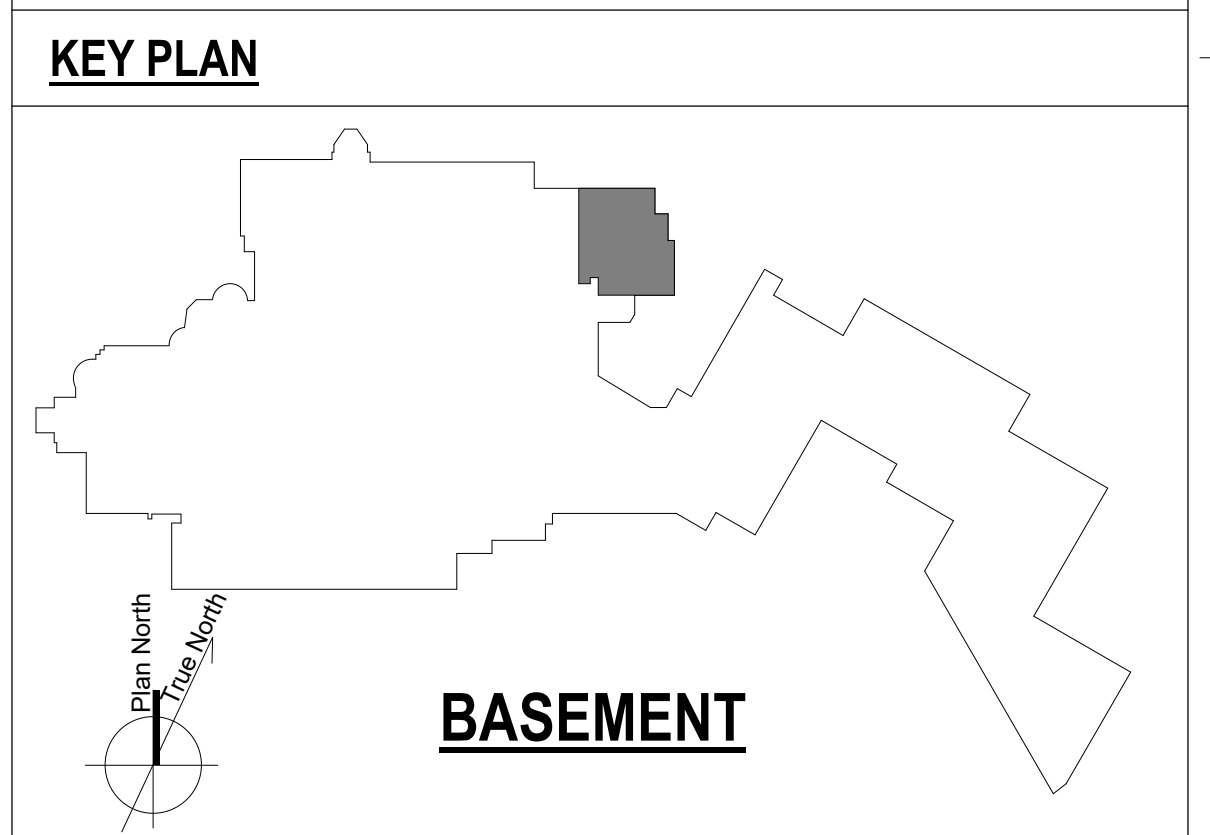
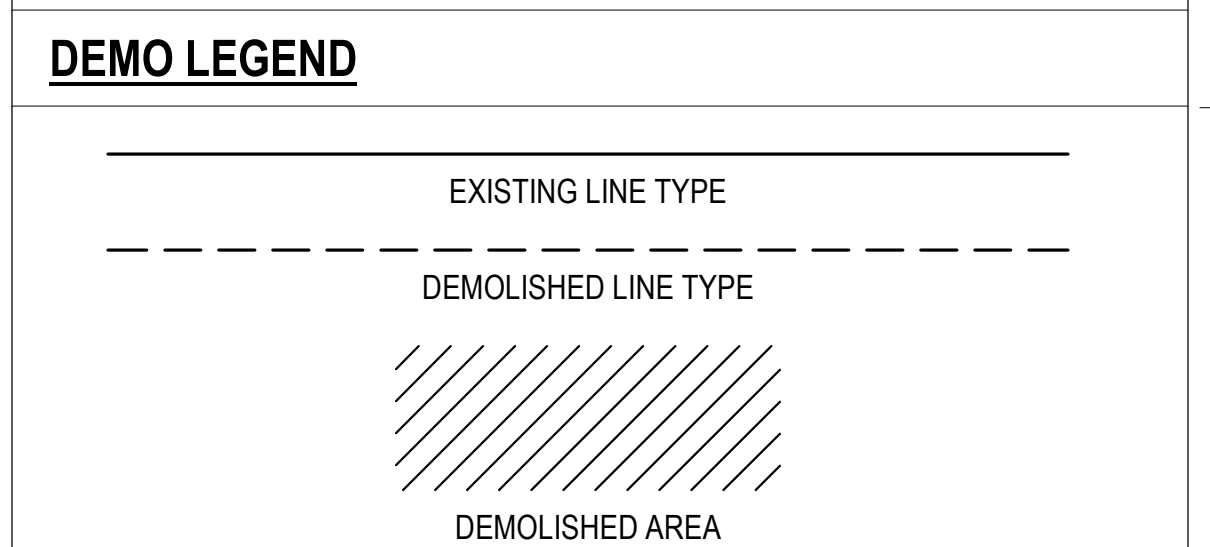
KEYNOTES 00

1 REMOVE WINDOW

2 DEMO PORTION OF WALL BELOW WINDOW SILL; DEMO WHOLE BRICK ONLY. REFER TO ELEVATION FOR EXTENT OF DEMOLITION

3 REMOVE DOOR, FRAME, AND HARDWARE

4 DEMO 6' - 0\"/>



F4 WAREHOUSE DEMOLITION PLAN
3/16\"/>

Number	Revisions	Date
0	100% CONSTRUCTION DOCUMENTS	04/18/2023

CONSULTANTS:

ARCHITECT/ENGINEERS:

VALHALLA ENGINEERING GROUP, LLC

750 W HAMPODEN AVE
SUITE 300
ENGLEWOOD, CO 80110
(720) 590-6307
WWW.VALHALLAENGINEERING.COM

VEG 19.25

STAMP:

U.S. Department of Veterans Affairs

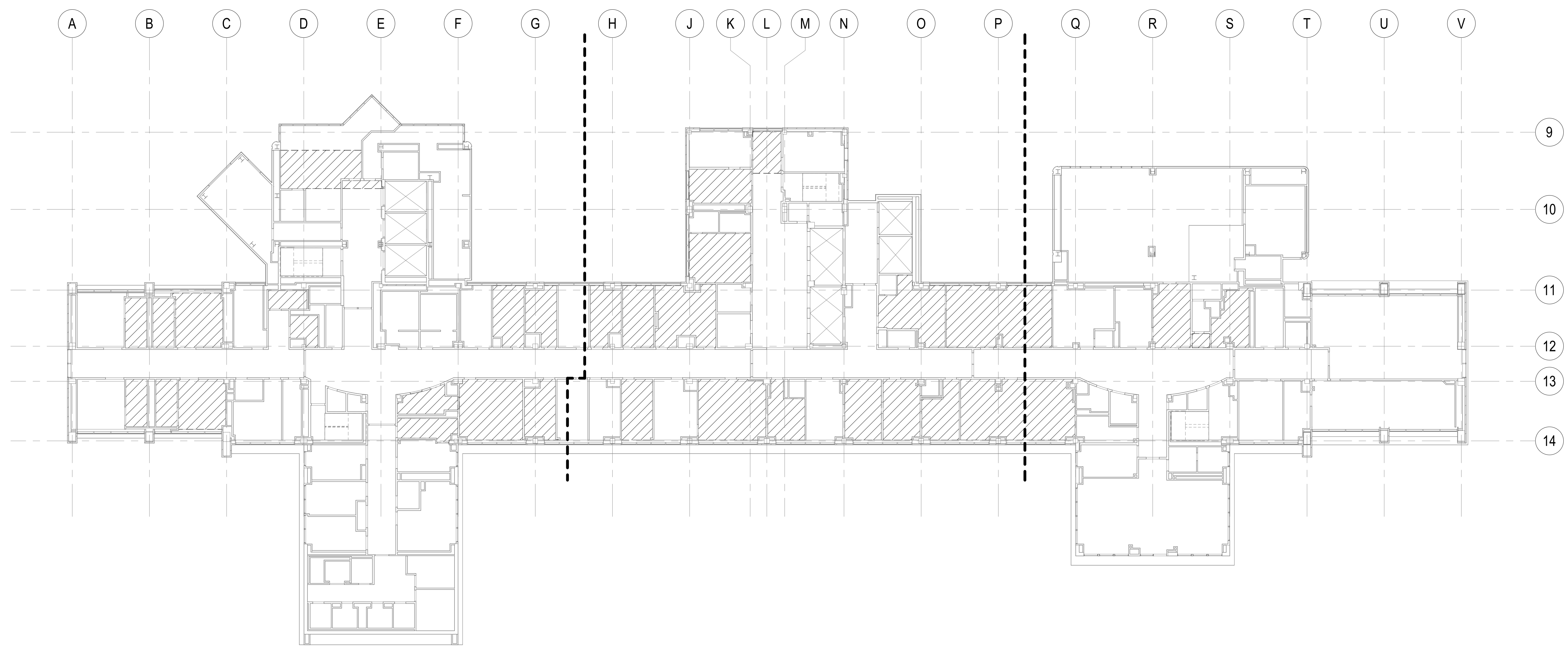
Drawing Title
DEMOLITION PLAN - WAREHOUSE

Approved: Project Director

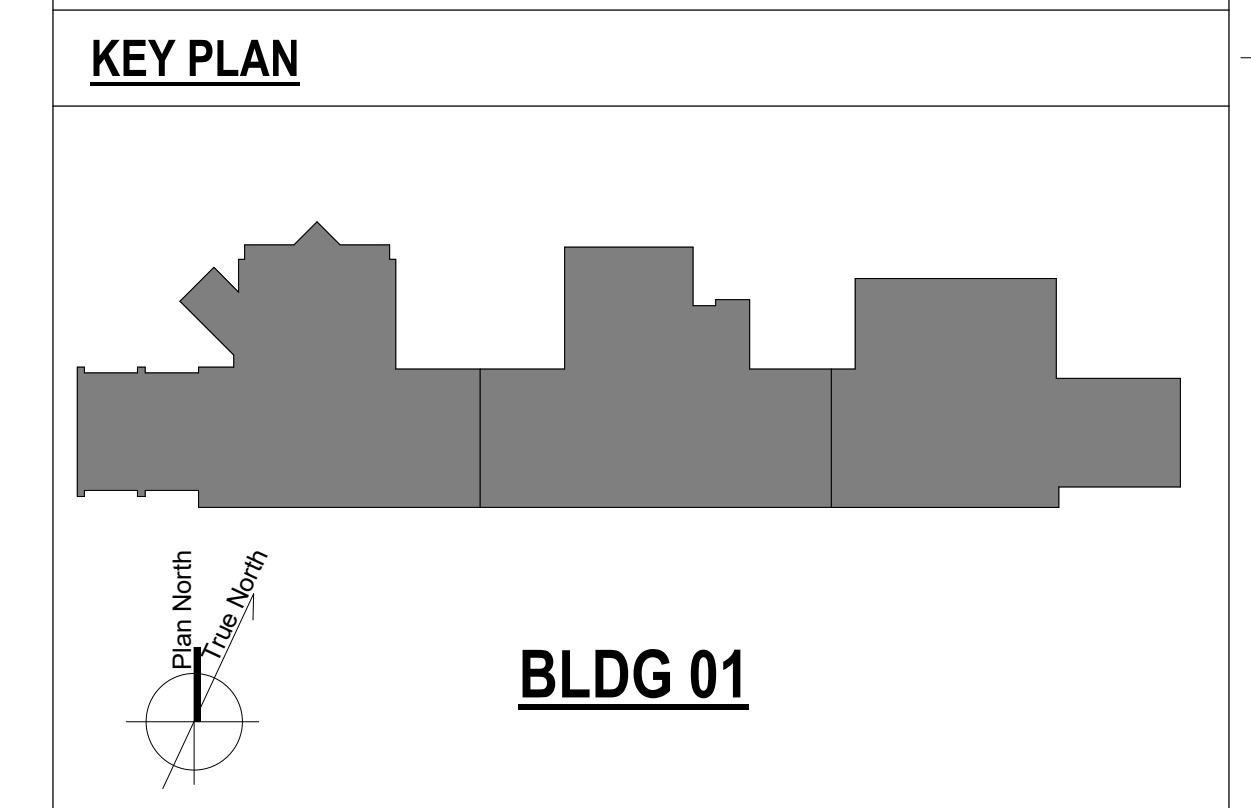
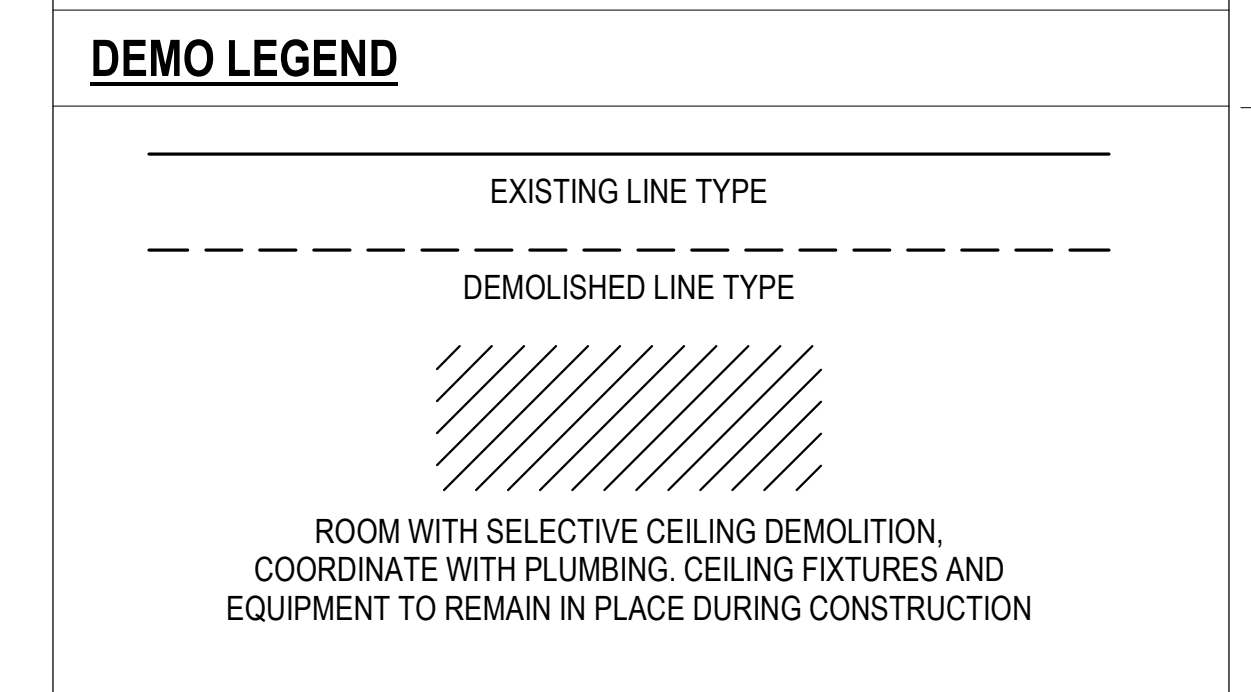
Phase
100% CONSTRUCTION DOCUMENTS

Project Title RENOVATE 9TH FLOOR MENTAL HEALTH		Project Number 693-19-106	
Location 1111 EAST END BLVD, WILKES-BARRE, PA 18711		Building Number 17	
Issue Date 04/18/2023	Checked DR	Drawn ZAM	Drawing Number 17-A6 DWG 06 of 53

- GENERAL NOTES**
- A. REFER TO STRUCTURAL, MECHANICAL, PLUMBING AND ELECTRICAL DRAWINGS FOR MORE DEMOLITION INFORMATION.
 - B. REFER TO SHEET 01-13 FOR ADDITIONAL GENERAL NOTES THAT ARE APPLICABLE.
 - C. REMOVE ALL FLOOR FINISHES AND CEILINGS IN AREA OF DEMOLITION



E1 8TH FLOOR DEMOLITION REFLECTED CEILING PLAN - OVERALL
1/16" = 1'-0"



Number	Revisions	Date
0	100% CONSTRUCTION DOCUMENTS	04/18/2023

CONSULTANTS:

ARCHITECT/ENGINEERS:

750 W HAMPDEN AVE
SUITE 300
ENGLEWOOD, CO 80110
(720) 590-6307
WWW.VALHALLAENGINEERING.COM

VEG 19.25

STAMP:



Drawing Title
RCP DEMO PLAN - 8TH FLOOR

Approved: Project Director

Phase
100% CONSTRUCTION DOCUMENTS

Project Title
RENOVATE 9TH FLOOR MENTAL HEALTH

Location
1111 EAST END BLVD, WILKES-BARRE, PA 18711

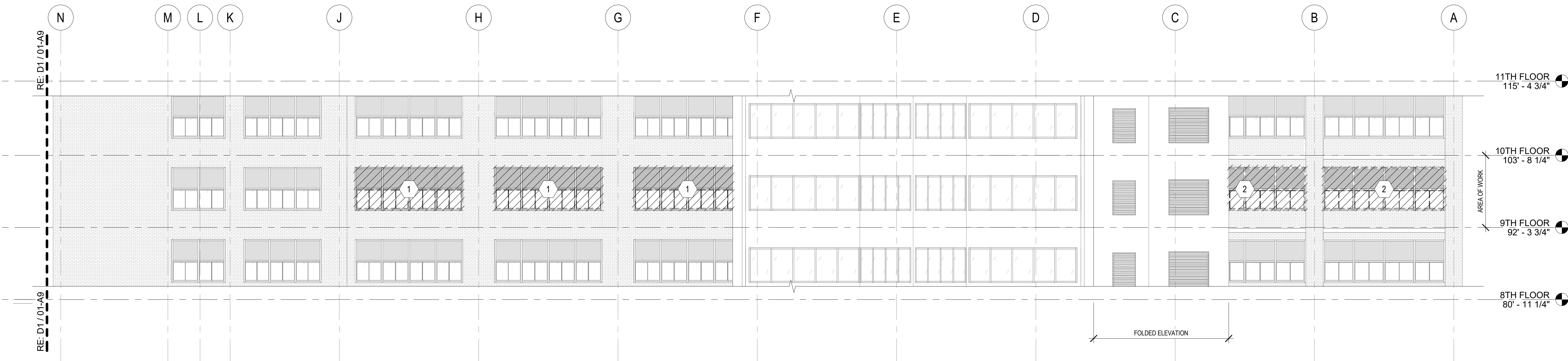
Issue Date
04/18/2023

Project Number
693-19-106

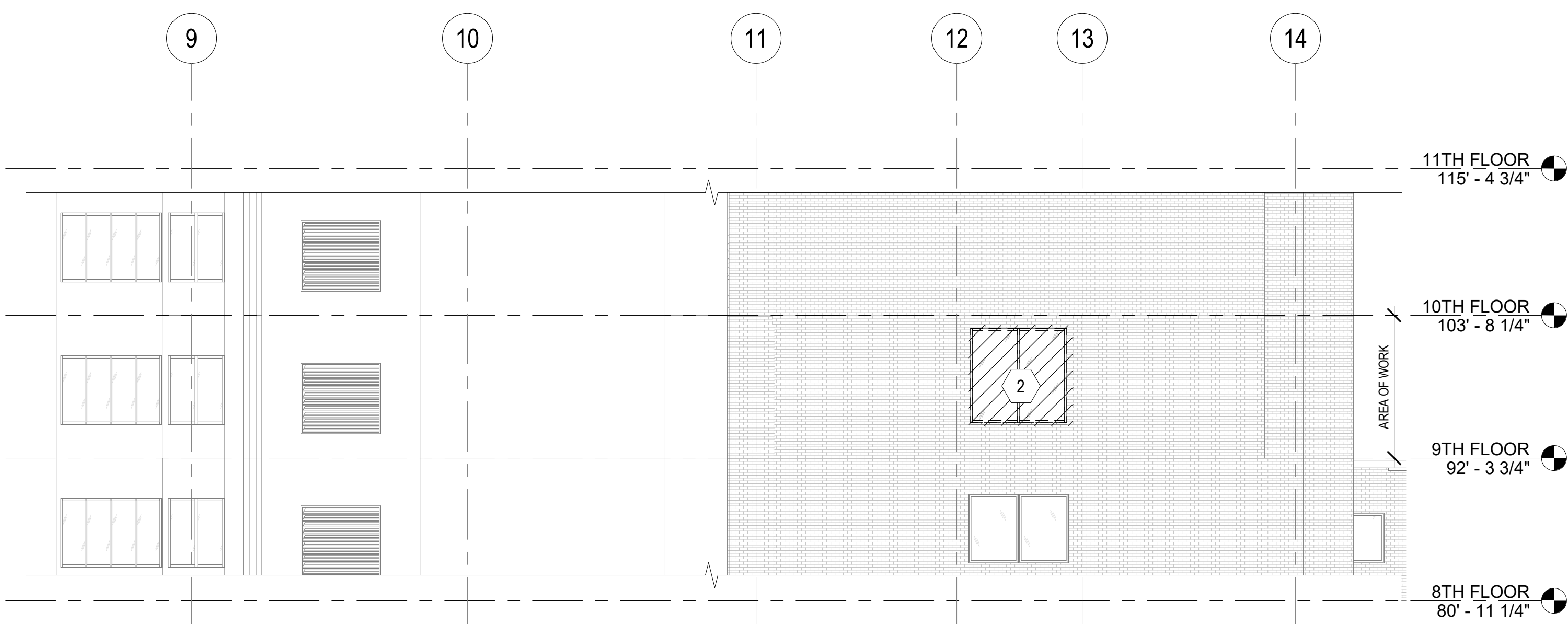
Building Number
01

Drawing Number
01-A7
DWG 07 of 53

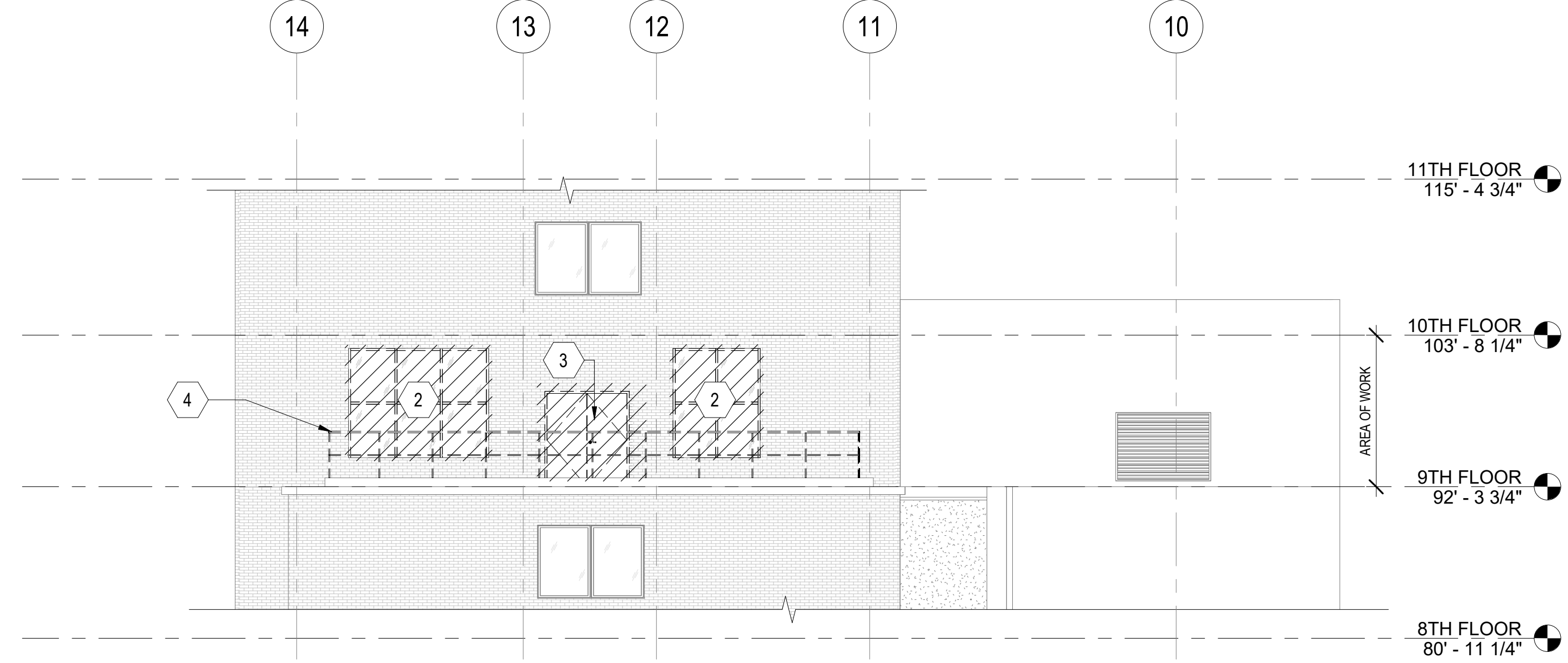
FINAL DRAWINGS SUBMITTAL



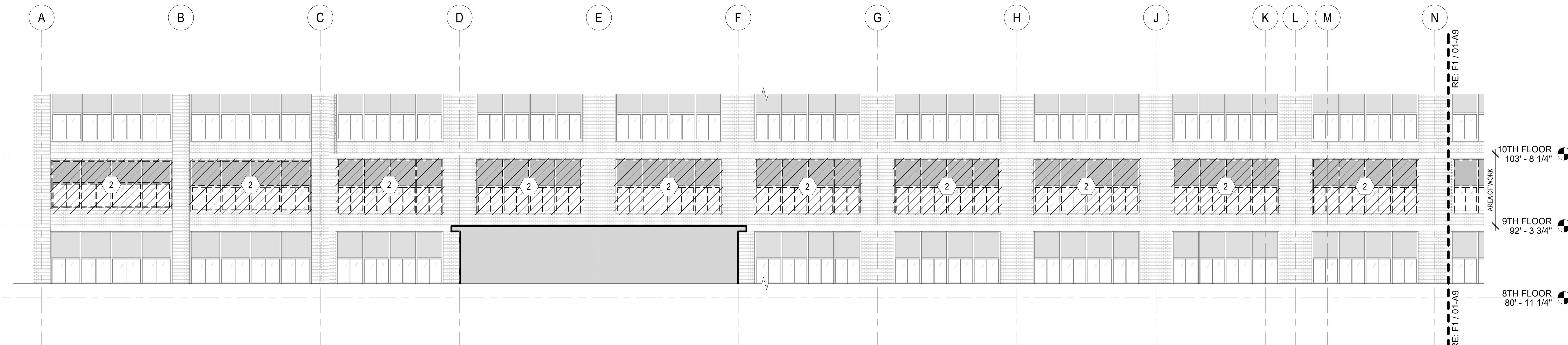
B1 NORTH DEMO ELEVATION - WEST
1/8" = 1'-0"



D1 WEST DEMO ELEVATION
1/8" = 1'-0"



D5 EAST DEMO ELEVATION
1/8" = 1'-0"



F1 SOUTH DEMO ELEVATION - WEST
1/8" = 1'-0"

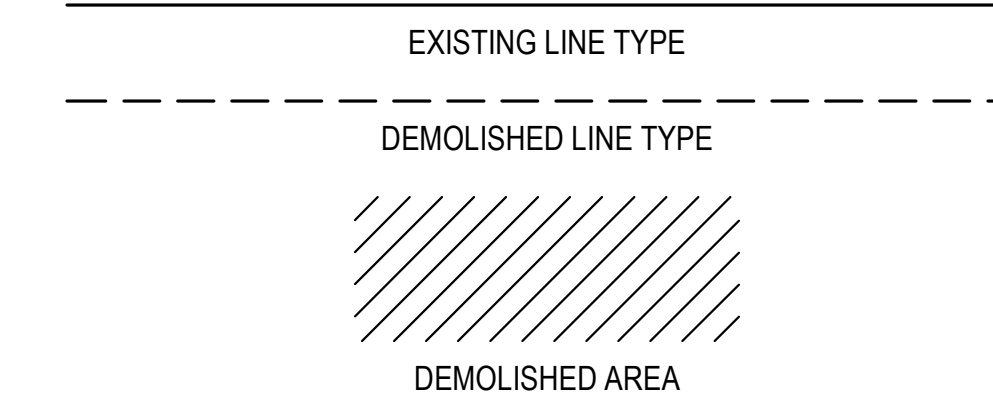
GENERAL NOTES

- A. REFER TO STRUCTURAL, MECHANICAL, PLUMBING AND ELECTRICAL DRAWINGS FOR MORE DEMOLITION INFORMATION.
- B. REFER TO SHEET 01-13 FOR ADDITIONAL GENERAL NOTES THAT ARE APPLICABLE.
- C. REMOVE ALL FLOOR FINISHES AND CEILINGS IN AREA OF DEMOLITION

KEYNOTES

- 1 REMOVE GLAZING
- 2 REMOVE WINDOW
- 3 REMOVE EXTERIOR DOOR AND FRAME
- 4 REMOVE GUARD

DEMO LEGEND



0	100% CONSTRUCTION DOCUMENTS	04/18/2023
Number:	Revisions:	Date:

CONSULTANTS:

ARCHITECT/ENGINEERS:

 VALHALLA ENGINEERING GROUP, LLC
 750 W HAMPDEN AVE
 SUITE 300
 ENGLEWOOD, CO 80110
 (720) 550-6307
 WWW.VALHALLAENGINEERING.COM

STAMP:

U.S. Department of Veterans Affairs

Drawing Title
EXTERIOR DEMOLITION ELEVATIONS
 Approved: Project Director

Phase
100% CONSTRUCTION DOCUMENTS

Project Title
RENOVATE 9TH FLOOR MENTAL HEALTH
 Location
 1111 EAST END BLVD, WILKES-BARRE, PA 18711
 Issue Date
 04/18/2023

Project Number
 693-19-106
 Building Number
 01
 Drawing Number
01-A8
 DWG 08 of 53

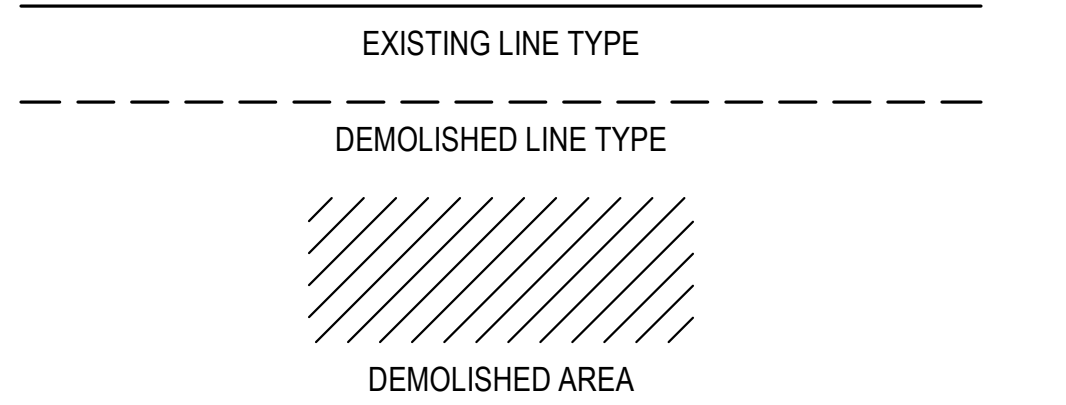
GENERAL NOTES

- A. REFER TO STRUCTURAL, MECHANICAL, PLUMBING AND ELECTRICAL DRAWINGS FOR MORE DEMOLITION INFORMATION.
- B. REFER TO SHEET 01-13 FOR ADDITIONAL GENERAL NOTES THAT ARE APPLICABLE.
- C. REMOVE ALL FLOOR FINISHES AND CEILINGS IN AREA OF DEMOLITION

KEYNOTES

- 1 REMOVE GLAZING
- 2 REMOVE WINDOW
- 3 REMOVE WINDOW AND DOOR.
- 4 REMOVE GUARD
- 5 DEMO PORTION OF WALL BELOW WINDOW FOR NEW WINDOW OPENING
- 6 DEMO PORTION OF WALL BELOW WINDOW SILL DOWN TO FLOOR SLAB; DEMO WHOLE BRICK ONLY

DEMO LEGEND

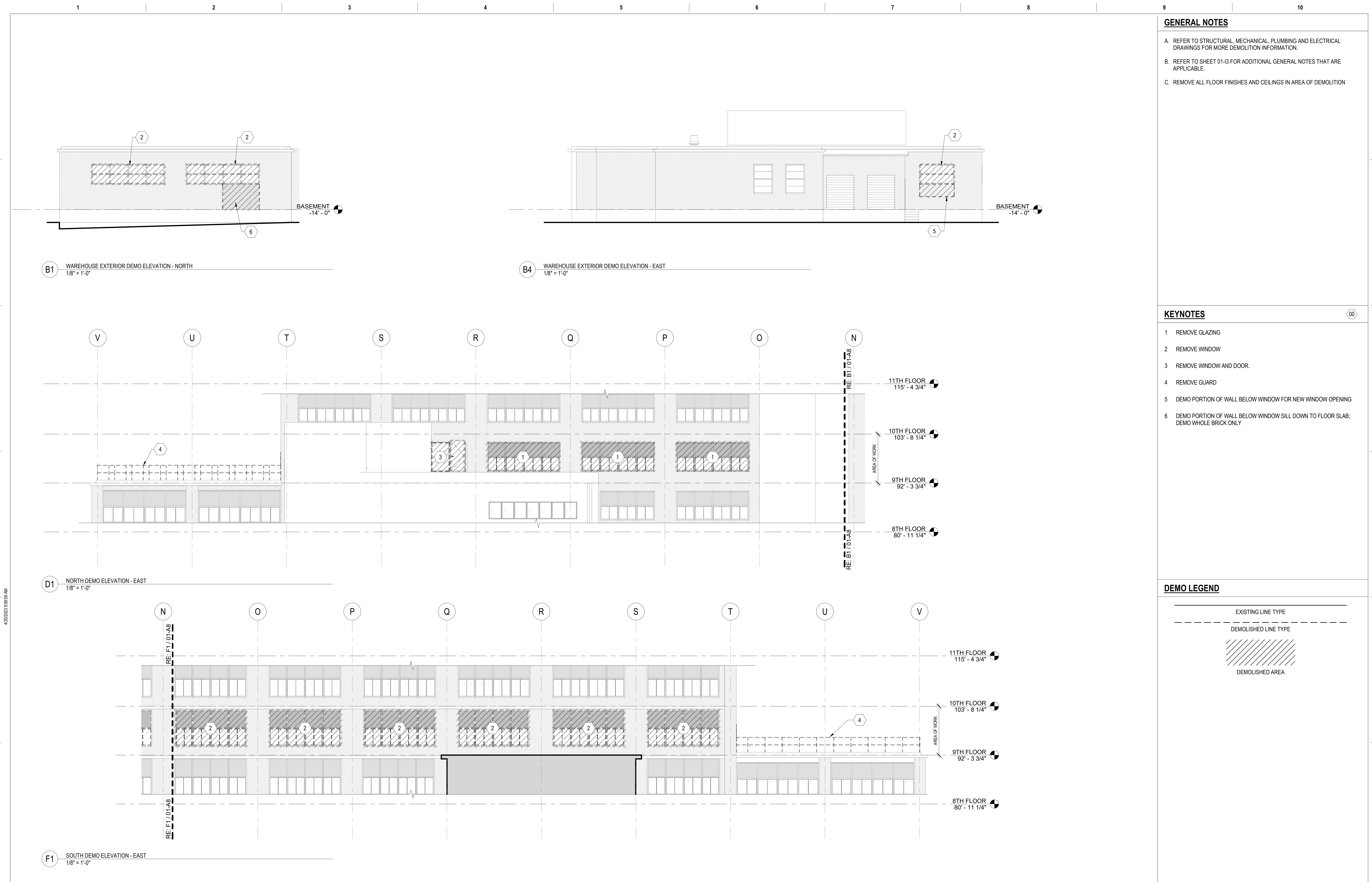


B1 WAREHOUSE EXTERIOR DEMO ELEVATION - NORTH
1/8" = 1'-0"

B4 WAREHOUSE EXTERIOR DEMO ELEVATION - EAST
1/8" = 1'-0"

D1 NORTH DEMO ELEVATION - EAST
1/8" = 1'-0"

F1 SOUTH DEMO ELEVATION - EAST
1/8" = 1'-0"




Number	Revisions	Date
0	100% CONSTRUCTION DOCUMENTS	04/18/2023

CONSULTANTS:

ARCHITECT/ENGINEERS:

VALHALLA ENGINEERING GROUP, LLC
 750 W HAMPTON AVE
 SUITE 300
 ENGLEWOOD, CO 80110
 (720) 590-6307
 WWW.VALHALLAENGINEERING.COM

STAMP:



Drawing Title:
EXTERIOR DEMOLITION ELEVATIONS

Approved: Project Director

Phase:
100% CONSTRUCTION DOCUMENTS

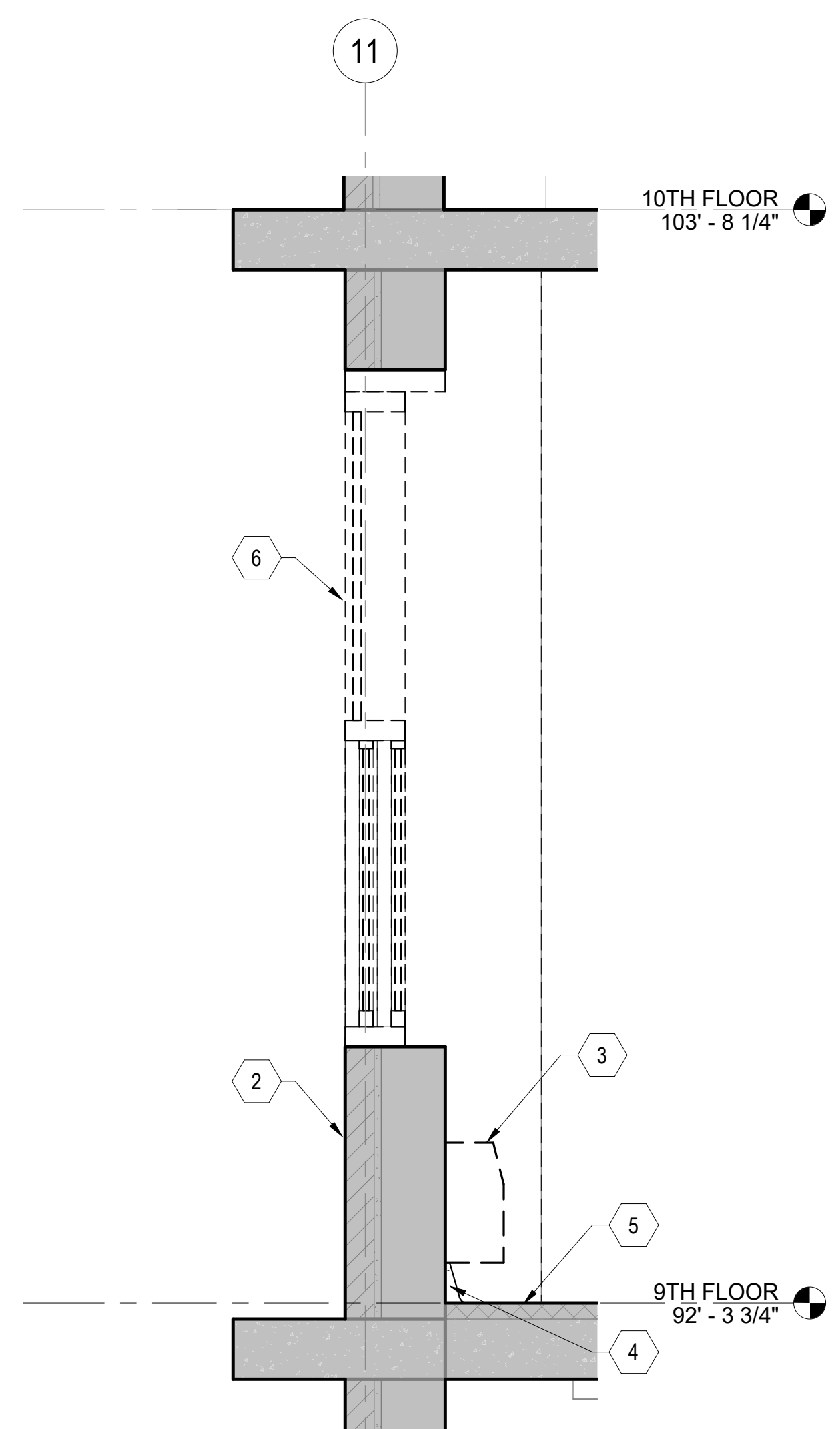
Project Title: RENOVATE 9TH FLOOR MENTAL HEALTH	Project Number: 693-19-106
Location: 1111 EAST END BLVD, WILKES-BARRE, PA 18711	Building Number: 01 & 17
Issue Date: 04/18/2023	Checked: DR
Drawn: ZAM	Drawing Number: 01-A9 DWG 09 of 53

GENERAL NOTES

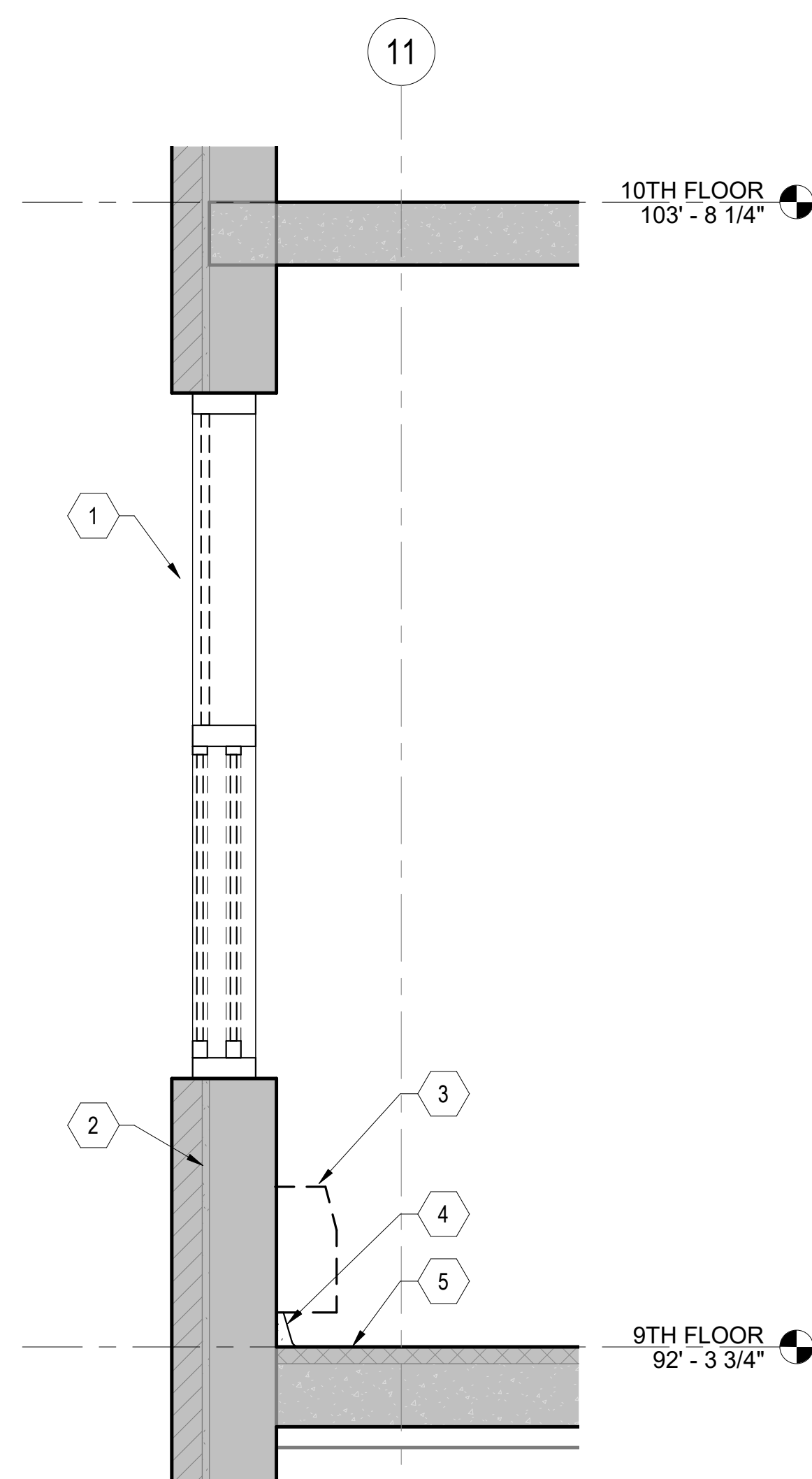
- A. REFER TO STRUCTURAL, MECHANICAL, PLUMBING AND ELECTRICAL DRAWINGS FOR MORE DEMOLITION INFORMATION.
- B. REFER TO SHEET 01-13 FOR ADDITIONAL GENERAL NOTES THAT ARE APPLICABLE.
- C. REMOVE ALL FLOOR FINISHES AND CEILINGS IN AREA OF DEMOLITION

KEYNOTES

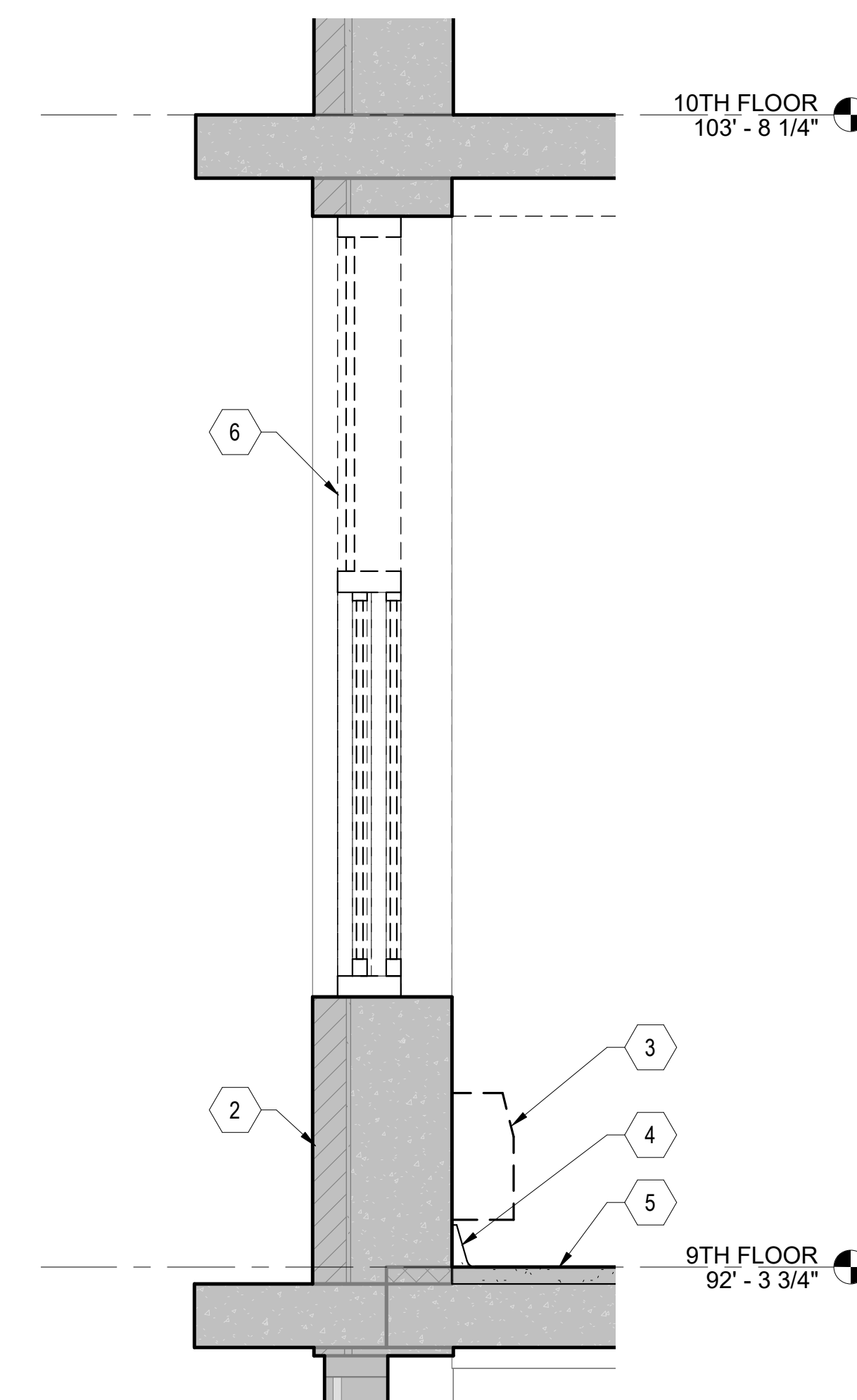
- 1 REMOVE GLAZING
- 2 EXISTING EXTERIOR MASONRY WALL
- 3 REMOVE FURRING, FIN TUBE HEATER AND ASBESTOS PANELS. COORDINATE WITH MECHANICAL.
- 4 REMOVE TERRAZZO COVE BASE
- 5 EXISTING FLOORING
- 6 REMOVE WINDOW



F1 DEMOLITION SECTION AT EXISTING PATIENT ROOM - NORTH WALL
3/4" = 1'-0"



F4 DEMOLITION SECTION AT PATIENT ROOM C - NORTH WALL
3/4" = 1'-0"





F7 DEMOLITION SECTION AT EXISTING DAY ROOM C9-65 - SOUTH WALL
3/4" = 1'-0"

Number	Revisions	Date
0	100% CONSTRUCTION DOCUMENTS	04/18/2023

CONSULTANTS:

ARCHITECT/ENGINEERS:

 750 W HAMPTDEN AVE
 SUITE 300
 ENGLEWOOD, CO 80110
 (720) 580-6307
 WWW.VALHALLAENGINEERING.COM
 VEG 19.25



Drawing Title
EXTERIOR DEMOLITION SECTIONS
 Approved: Project Director

Phase
100% CONSTRUCTION DOCUMENTS

Project Title
RENOVATE 9TH FLOOR MENTAL HEALTH
 Location
 1111 EAST END BLVD, WILKES-BARRE, PA 18711
 Issue Date
 04/18/2023

Project Number
 693-19-106
 Building Number
 01
 Drawing Number
01-A10
 DWG 10 of 53



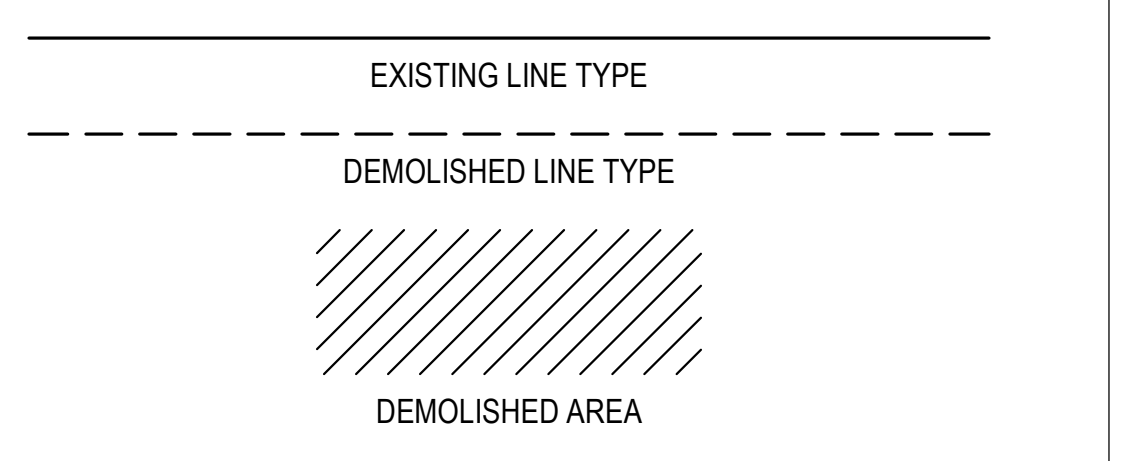
GENERAL NOTES

- A. REFER TO STRUCTURAL, MECHANICAL, PLUMBING AND ELECTRICAL DRAWINGS FOR MORE DEMOLITION INFORMATION.
- B. REFER TO SHEET 01-13 FOR ADDITIONAL GENERAL NOTES THAT ARE APPLICABLE.
- C. REMOVE ALL FLOOR FINISHES AND CEILINGS IN AREA OF DEMOLITION

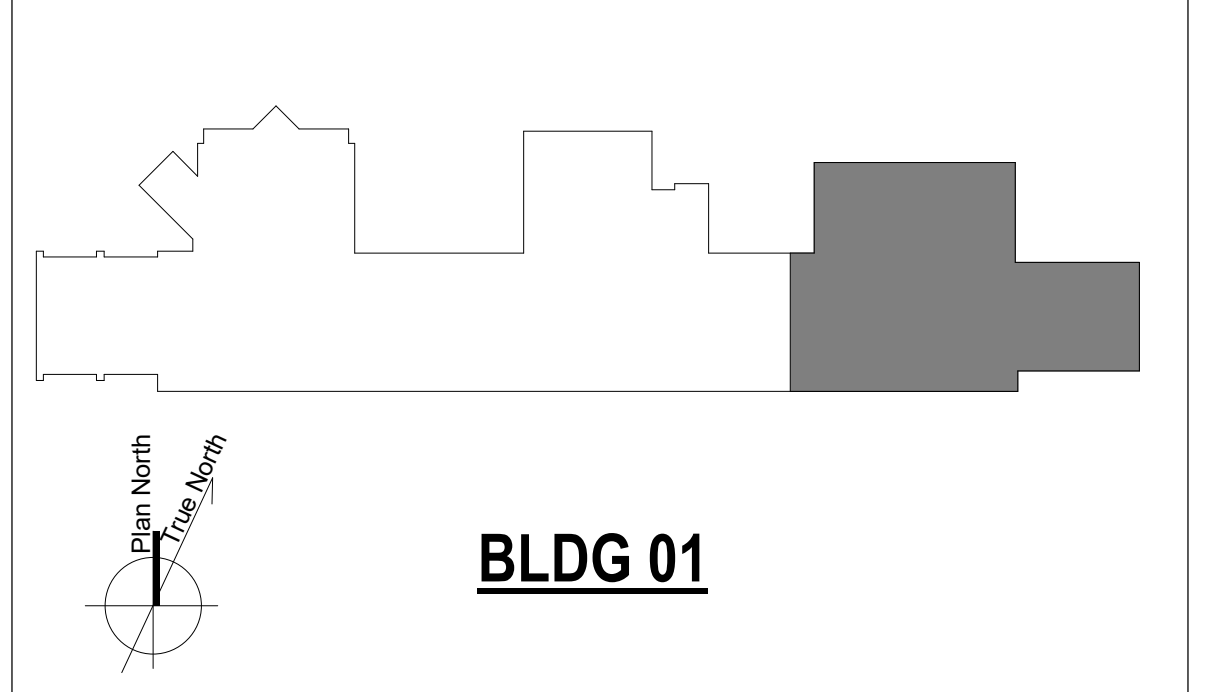
KEYNOTES

- 1 REMOVE EXTERIOR DOOR AND FRAME
- 2 DEMO PARTITION FOR NEW DOOR AND FRAME
- 3 REMOVE WINDOW
- 4 REMOVE ALL GLAZING
- 5 REMOVE WINDOW FRAMES AND GLAZING; TYP ALL SOUTH WINDOWS
- 6 REMOVE ROOFING SYSTEM TO TOPPING SLAB
- 7 REMOVE GUARD
- 8 REMOVE WINDOW AND DOOR.

DEMO LEGEND



KEY PLAN



F1 9TH FLOOR DEMOLITION PLAN - EAST
3/16" = 1'-0"

0	100% CONSTRUCTION DOCUMENTS	04/18/2023
Number:	Revisions:	Date:

CONSULTANTS:

ARCHITECT/ENGINEERS:

VALHALLA ENGINEERING GROUP, LLC

750 W HAMPDEN AVE
SUITE 300
ENGLEWOOD, CO 80110
(720) 560-6307
WWW.VALHALLAENGINEERING.COM

VEG 19.25

STAMP:



Drawing Title
DEMOLITION PLAN - 9TH FLOOR - EAST

Approved: Project Director

Phase
100% CONSTRUCTION DOCUMENTS

Project Title RENOVATE 9TH FLOOR MENTAL HEALTH	Project Number 693-19-106
Location 1111 EAST END BLVD, WILKES-BARRE, PA 18711	Building Number 01
Issue Date 04/18/2023	Drawing Number 01-A5 DWG 05 of 53
Checked DR	Drawn ZAM

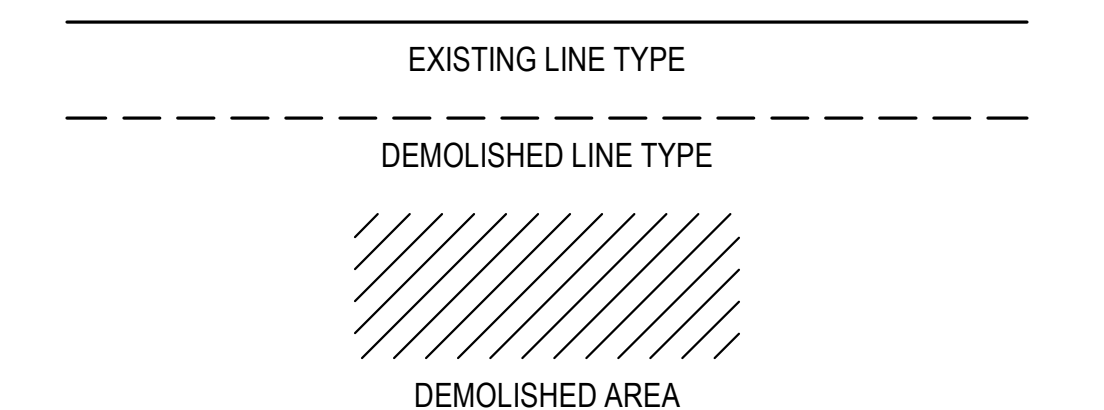
GENERAL NOTES

- A. REFER TO STRUCTURAL, MECHANICAL, PLUMBING AND ELECTRICAL DRAWINGS FOR MORE DEMOLITION INFORMATION.
- B. REFER TO SHEET 01-13 FOR ADDITIONAL GENERAL NOTES THAT ARE APPLICABLE.
- C. REMOVE ALL FLOOR FINISHES AND CEILINGS IN AREA OF DEMOLITION

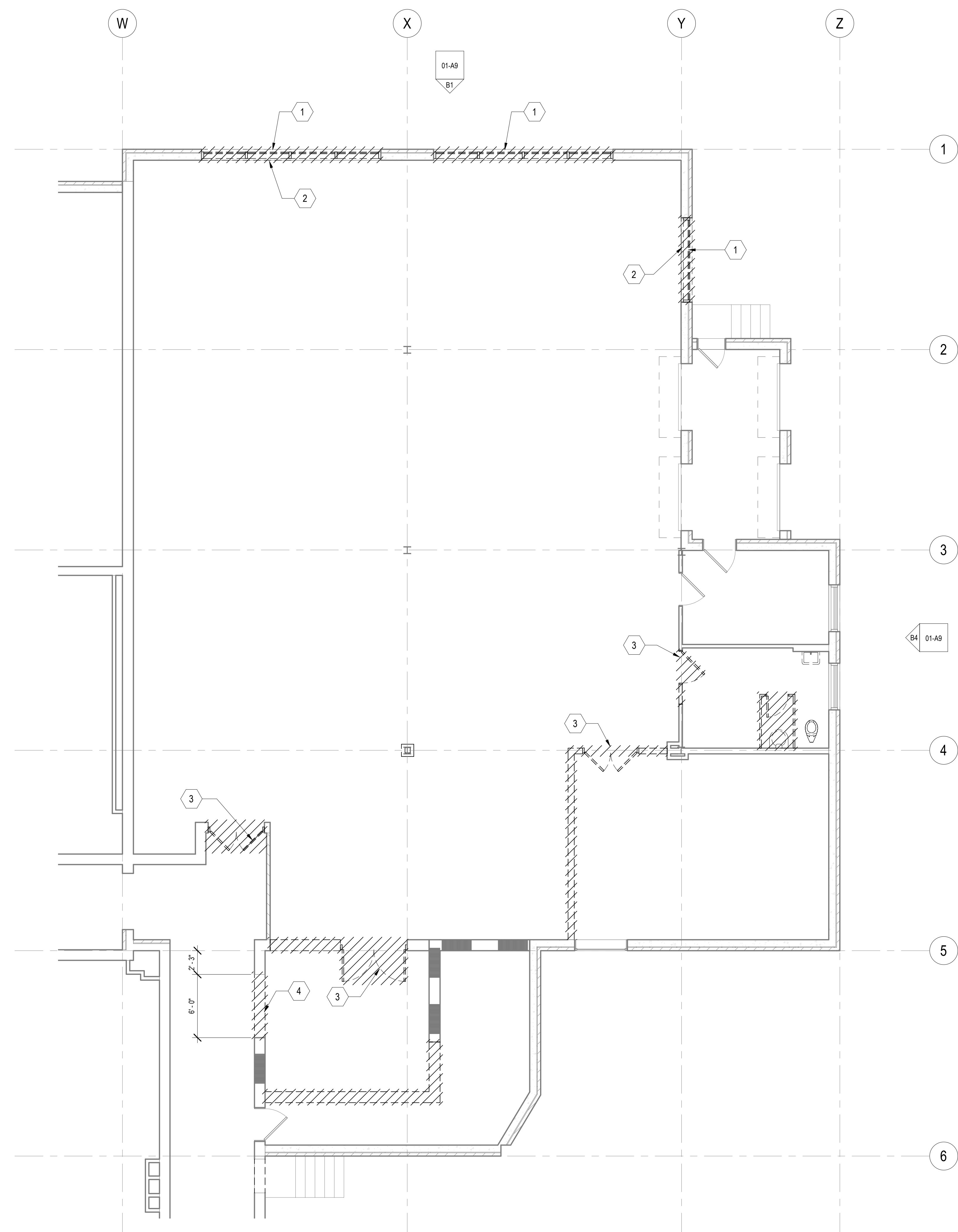
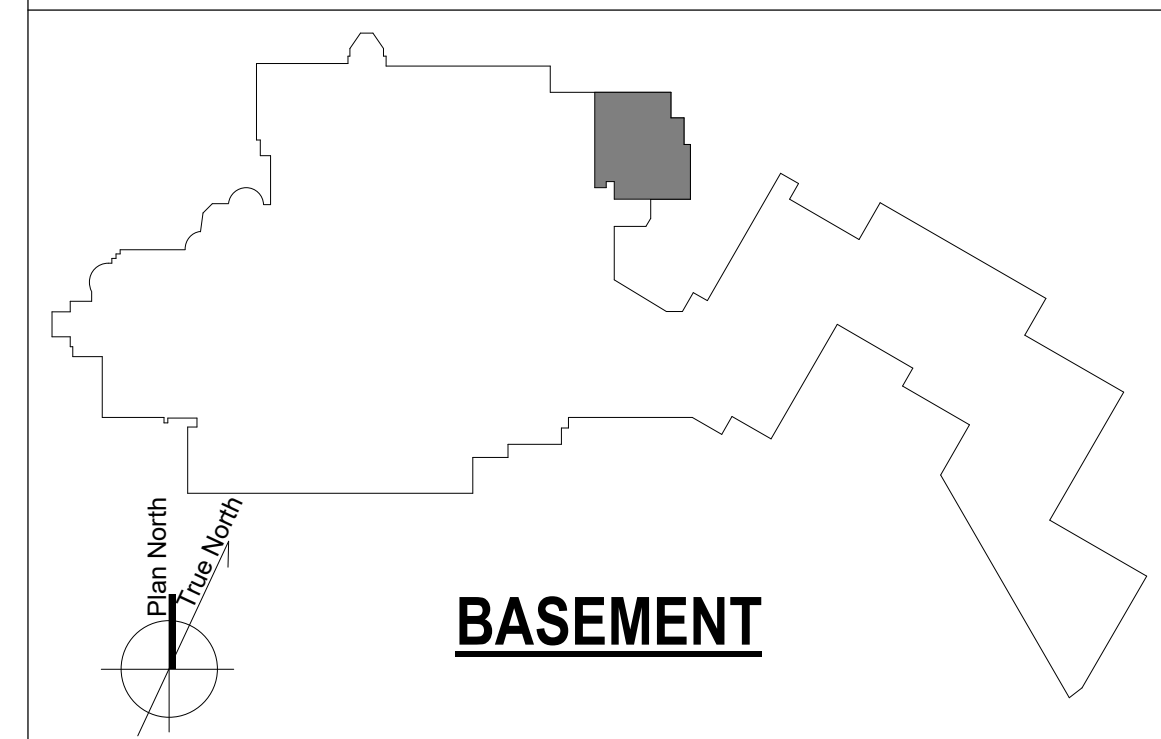
KEYNOTES

- 1 REMOVE WINDOW
- 2 DEMO PORTION OF WALL BELOW WINDOW SILL; DEMO WHOLE BRICK ONLY. REFER TO ELEVATION FOR EXTENT OF DEMOLITION
- 3 REMOVE DOOR, FRAME, AND HARDWARE
- 4 DEMO 6'-0" WIDE x 7'-0" TALL OPENING

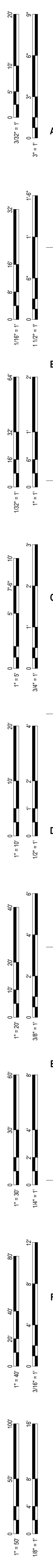
DEMO LEGEND



KEY PLAN




F4 WAREHOUSE DEMOLITION PLAN
3/16" = 1'-0"



Number	Revisions	Date
0	100% CONSTRUCTION DOCUMENTS	04/18/2023

CONSULTANTS:

ARCHITECT/ENGINEERS:
VALHALLA ENGINEERING GROUP, LLC
750 W HAMPODEN AVE
SUITE 300
ENGLEWOOD, CO 80110
(720) 550-6307
WWW.VALHALLAENGINEERING.COM
VEG 19.25



Drawing Title: DEMOLITION PLAN - WAREHOUSE
Approved: Project Director

Phase: 100% CONSTRUCTION DOCUMENTS

Project Title: RENOVATE 9TH FLOOR MENTAL HEALTH			Project Number: 693-19-106		
Location: 1111 EAST END BLVD, WILKES-BARRE, PA 18711			Building Number: 17		
Issue Date: 04/18/2023		Checked: DR	Drawn: ZAM	Drawing Number: 17-A6	
			DWG 06 of 53		

GENERAL NOTES

- A. REFER TO STRUCTURAL, MECHANICAL, PLUMBING AND ELECTRICAL DRAWINGS FOR MORE DEMOLITION INFORMATION.
- B. REFER TO SHEET 01-13 FOR ADDITIONAL GENERAL NOTES THAT ARE APPLICABLE.
- C. REMOVE ALL FLOOR FINISHES AND CEILINGS IN AREA OF DEMOLITION

A

B

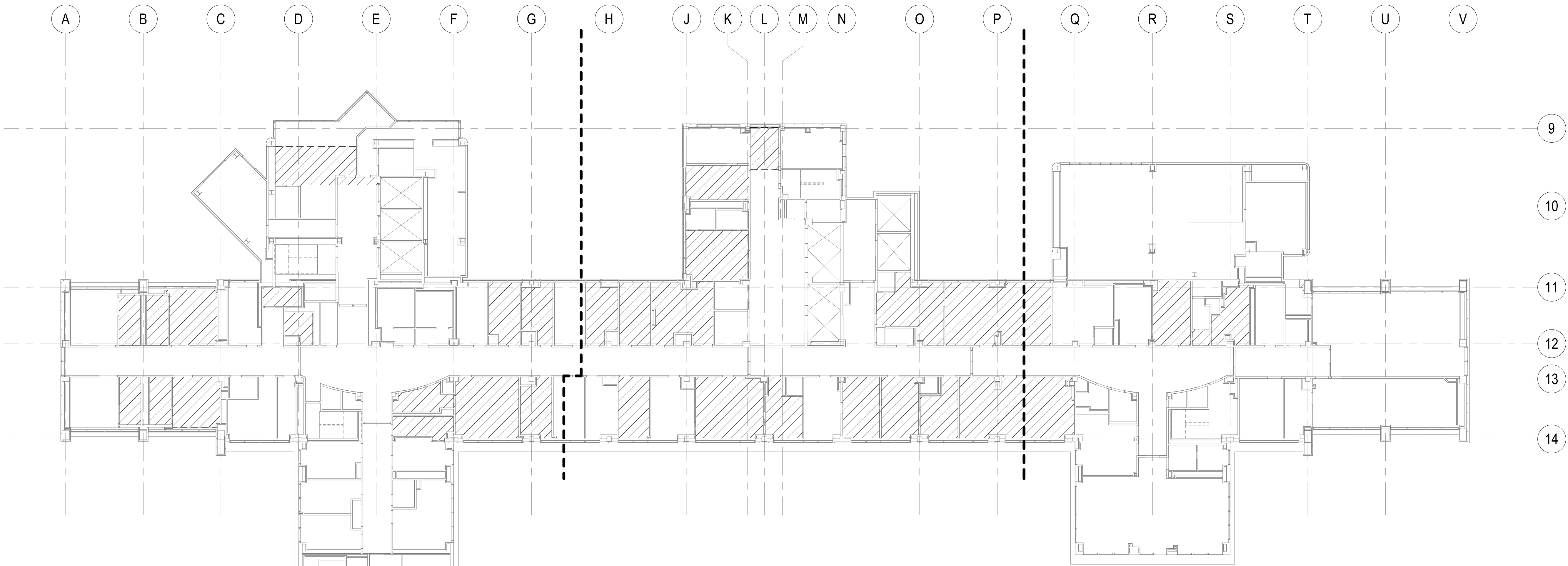
C

D

E

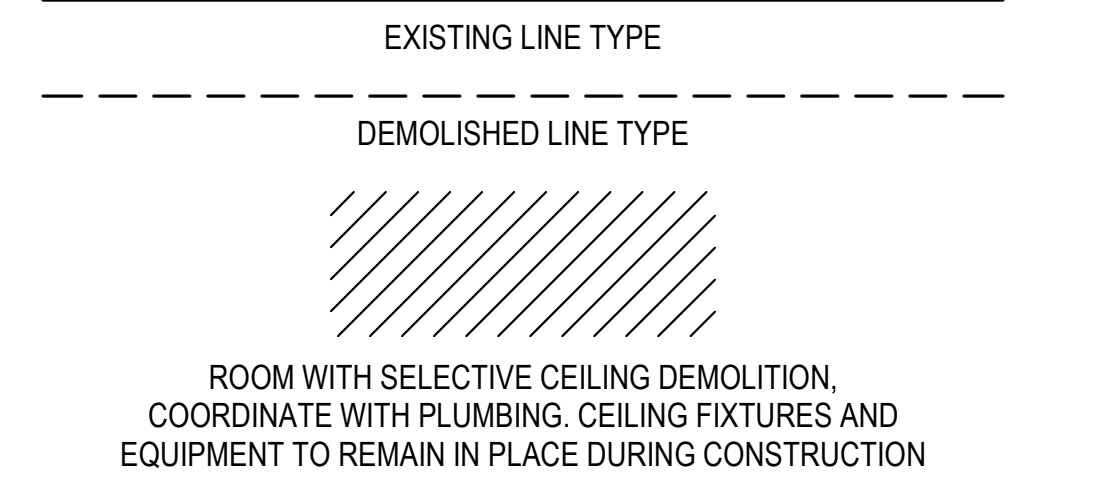
F

FINAL DRAWINGS SUBMITTAL

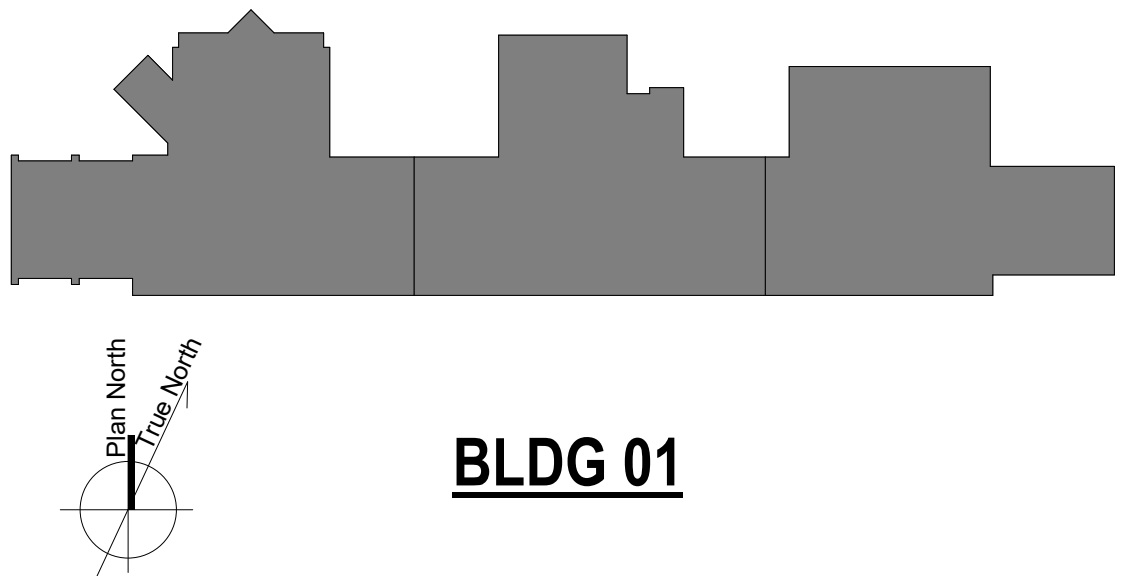


E1 8TH FLOOR DEMOLITION REFLECTED CEILING PLAN - OVERALL
1/16" = 1'-0"

DEMO LEGEND



KEY PLAN



Number	Revisions	Date
0	100% CONSTRUCTION DOCUMENTS	04/18/2023


CONSULTANTS:

ARCHITECT/ENGINEERS:

VALHALLA ENGINEERING GROUP, LLC

750 W HAMPDEN AVE
SUITE 300
ENGLEWOOD, CO 80110
(720) 550-6307
WWW.VALHALLAENGINEERING.COM

STAMP:



Drawing Title
RCP DEMO PLAN - 8TH FLOOR

Phase
100% CONSTRUCTION DOCUMENTS

Approved: Project Director

Project Title
RENOVATE 9TH FLOOR MENTAL HEALTH

Location
1111 EAST END BLVD, WILKES-BARRE, PA 18711

Issue Date
04/18/2023

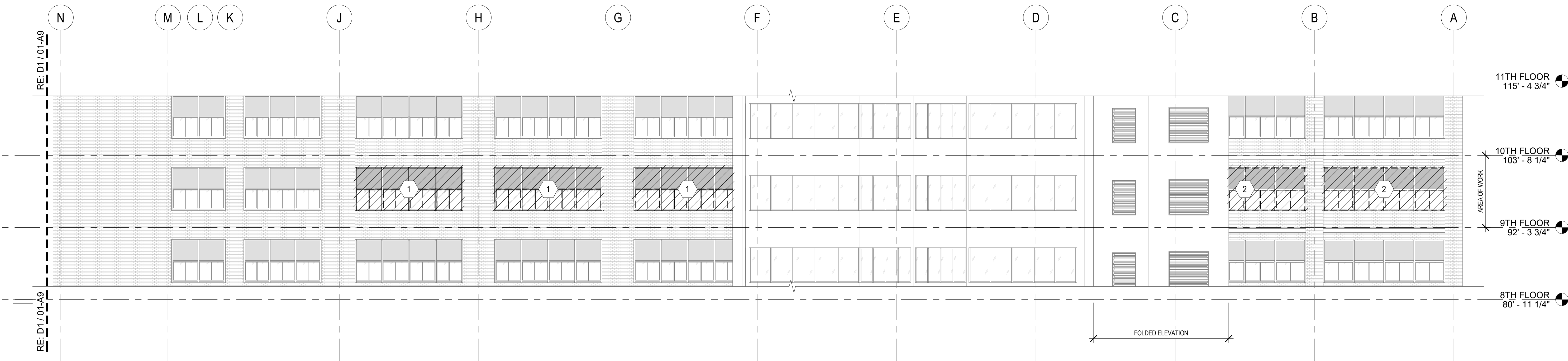
Checked
DR

Drawn
ZAM

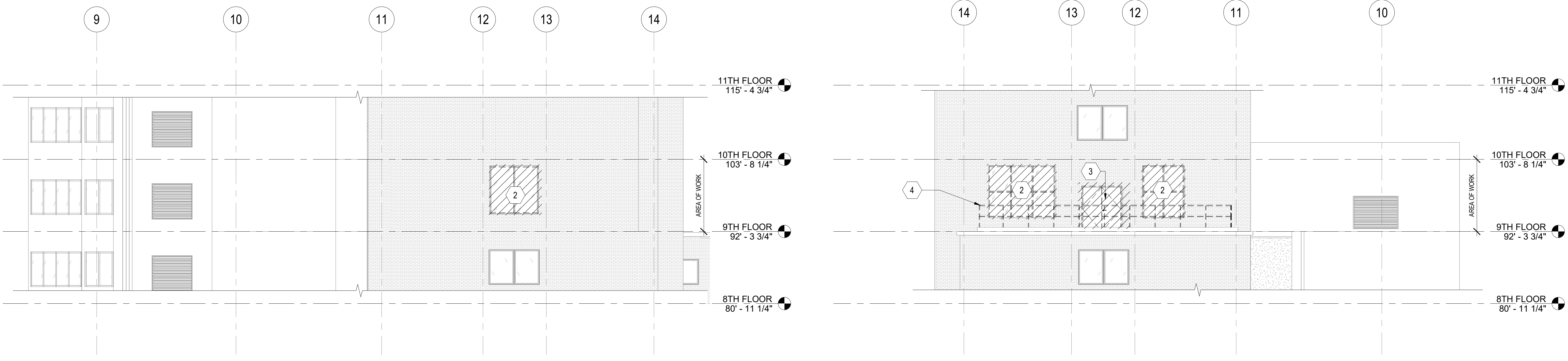
Project Number
693-19-106

Building Number
01

Drawing Number
01-A7
DWG 07 of 53

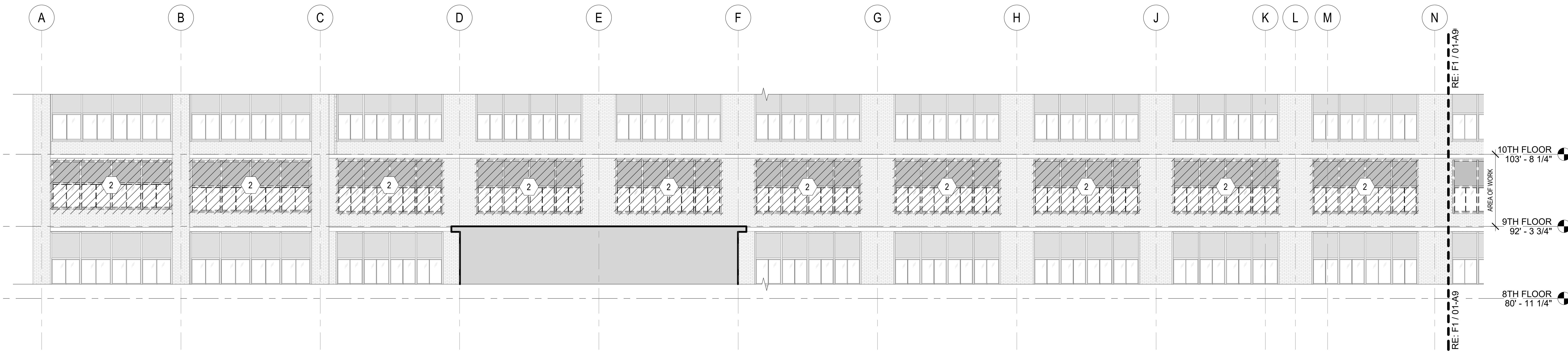


B1 NORTH DEMO ELEVATION - WEST
1/8" = 1'-0"



D1 WEST DEMO ELEVATION
1/8" = 1'-0"

D5 EAST DEMO ELEVATION
1/8" = 1'-0"



F1 SOUTH DEMO ELEVATION - WEST
1/8" = 1'-0"

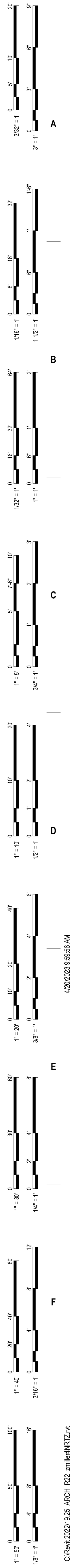
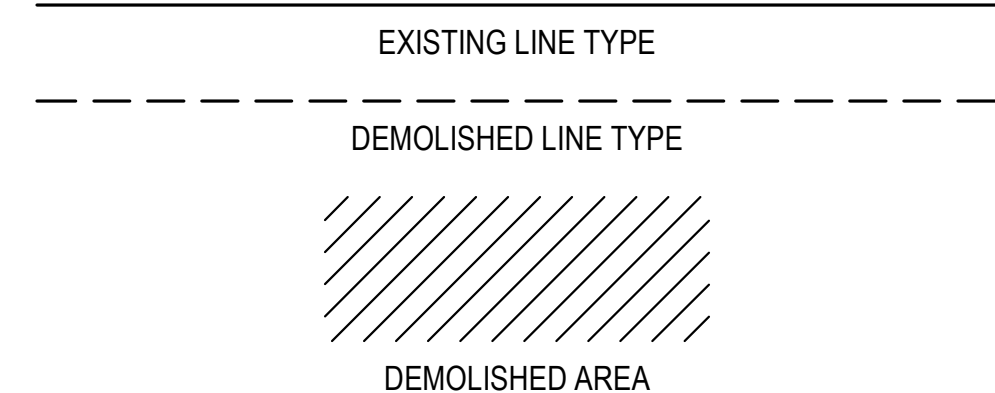
GENERAL NOTES

- A. REFER TO STRUCTURAL, MECHANICAL, PLUMBING AND ELECTRICAL DRAWINGS FOR MORE DEMOLITION INFORMATION.
- B. REFER TO SHEET 01-13 FOR ADDITIONAL GENERAL NOTES THAT ARE APPLICABLE.
- C. REMOVE ALL FLOOR FINISHES AND CEILINGS IN AREA OF DEMOLITION

KEYNOTES

- 1 REMOVE GLAZING
- 2 REMOVE WINDOW
- 3 REMOVE EXTERIOR DOOR AND FRAME
- 4 REMOVE GUARD

DEMO LEGEND



0	100% CONSTRUCTION DOCUMENTS	04/18/2023
Number:	Revisions:	Date:

CONSULTANTS:

ARCHITECT/ENGINEERS:

750 W HAMPDEN AVE
SUITE 300
ENGLEWOOD, CO 80110
(720) 560-6307
WWW.VALHALLAENGINEERING.COM

STAMP:

Drawing Title:
EXTERIOR DEMOLITION ELEVATIONS

Approved: Project Director

Phase:
100% CONSTRUCTION DOCUMENTS

Project Title: RENOVATE 9TH FLOOR MENTAL HEALTH	Project Number: 693-19-106
Location: 1111 EAST END BLVD, WILKES-BARRE, PA 18711	Building Number: 01
Issue Date: 04/18/2023	Checked: DR
Drawn: ZAM	Drawing Number: 01-A8 DWG 08 of 53

FINAL DRAWINGS SUBMITTAL

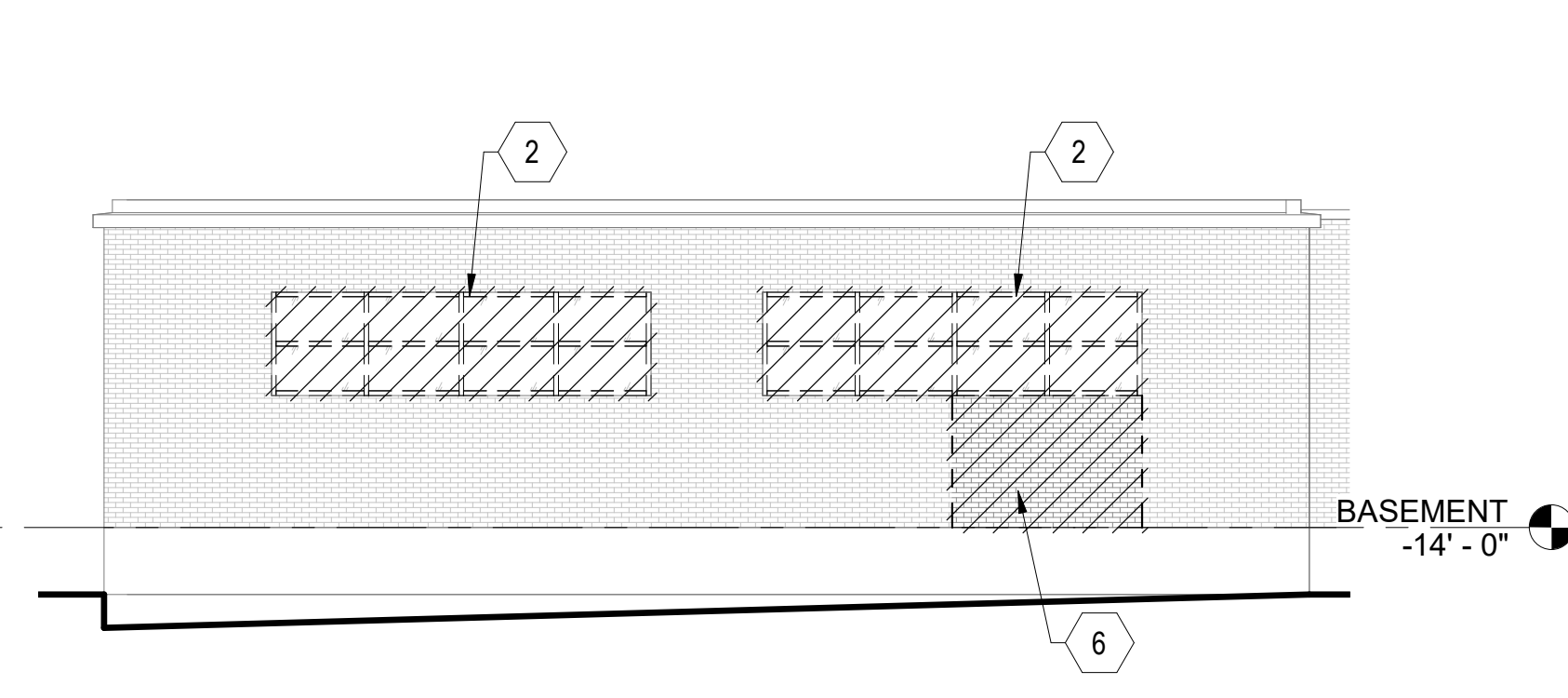
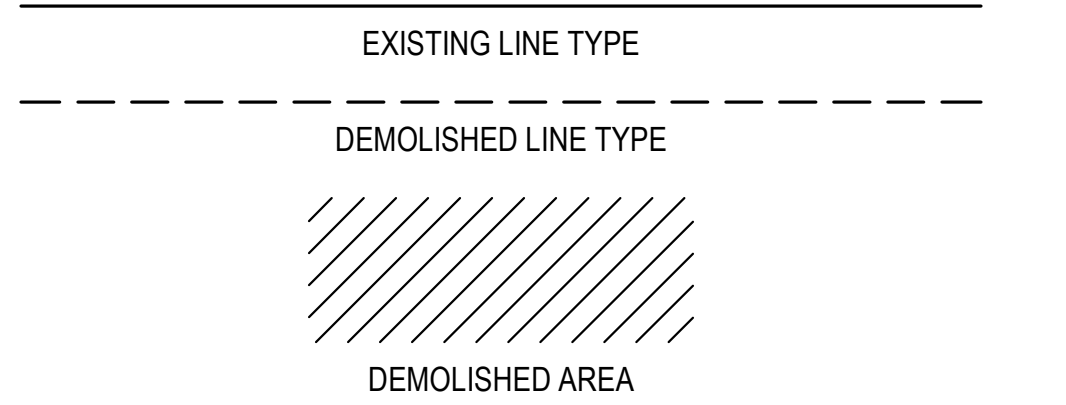
GENERAL NOTES

- A. REFER TO STRUCTURAL, MECHANICAL, PLUMBING AND ELECTRICAL DRAWINGS FOR MORE DEMOLITION INFORMATION.
- B. REFER TO SHEET 01-13 FOR ADDITIONAL GENERAL NOTES THAT ARE APPLICABLE.
- C. REMOVE ALL FLOOR FINISHES AND CEILINGS IN AREA OF DEMOLITION

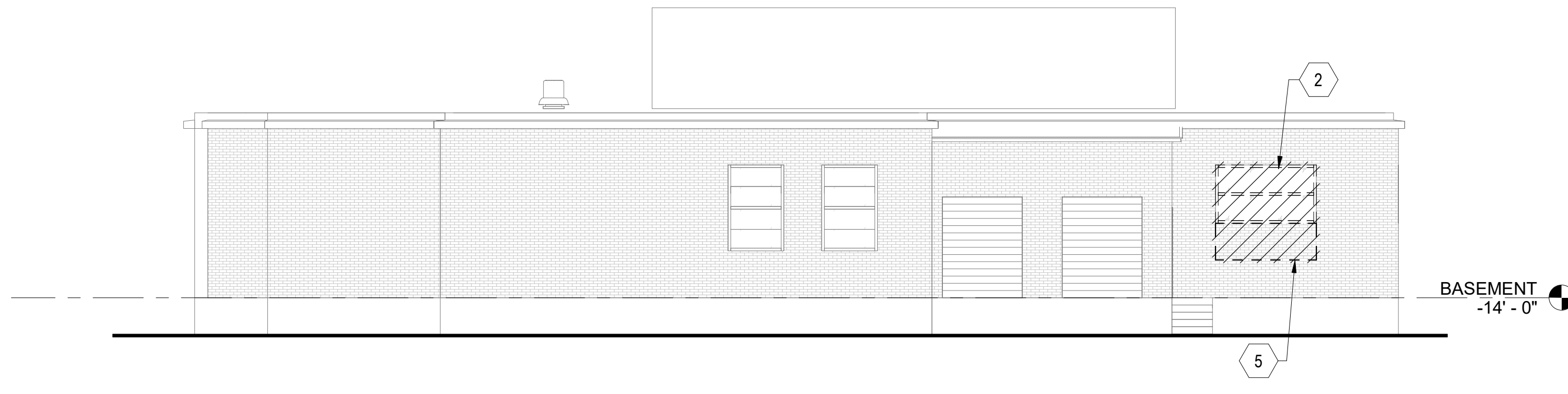
KEYNOTES

- 1 REMOVE GLAZING
- 2 REMOVE WINDOW
- 3 REMOVE WINDOW AND DOOR
- 4 REMOVE GUARD
- 5 DEMO PORTION OF WALL BELOW WINDOW FOR NEW WINDOW OPENING
- 6 DEMO PORTION OF WALL BELOW WINDOW SILL DOWN TO FLOOR SLAB; DEMO WHOLE BRICK ONLY

DEMO LEGEND



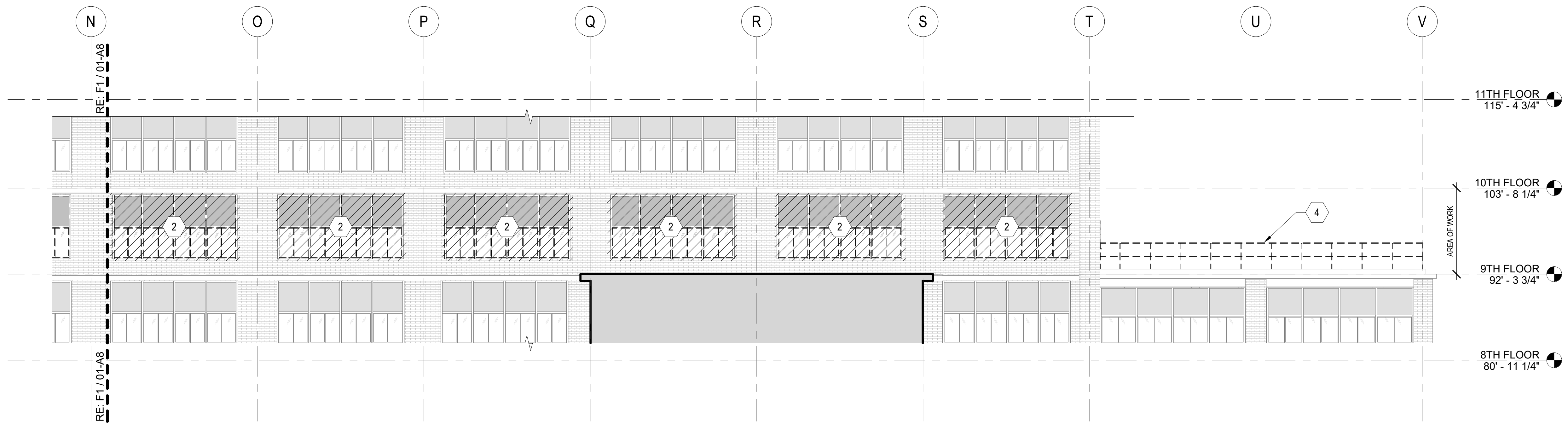
B1 WAREHOUSE EXTERIOR DEMO ELEVATION - NORTH
1/8" = 1'-0"



B4 WAREHOUSE EXTERIOR DEMO ELEVATION - EAST
1/8" = 1'-0"



D1 NORTH DEMO ELEVATION - EAST
1/8" = 1'-0"




F1 SOUTH DEMO ELEVATION - EAST
1/8" = 1'-0"

Number	Revisions	Date
0	100% CONSTRUCTION DOCUMENTS	04/18/2023

CONSULTANTS:

ARCHITECT/ENGINEERS:

STAMP:



Drawing Title
EXTERIOR DEMOLITION ELEVATIONS

Approved: Project Director

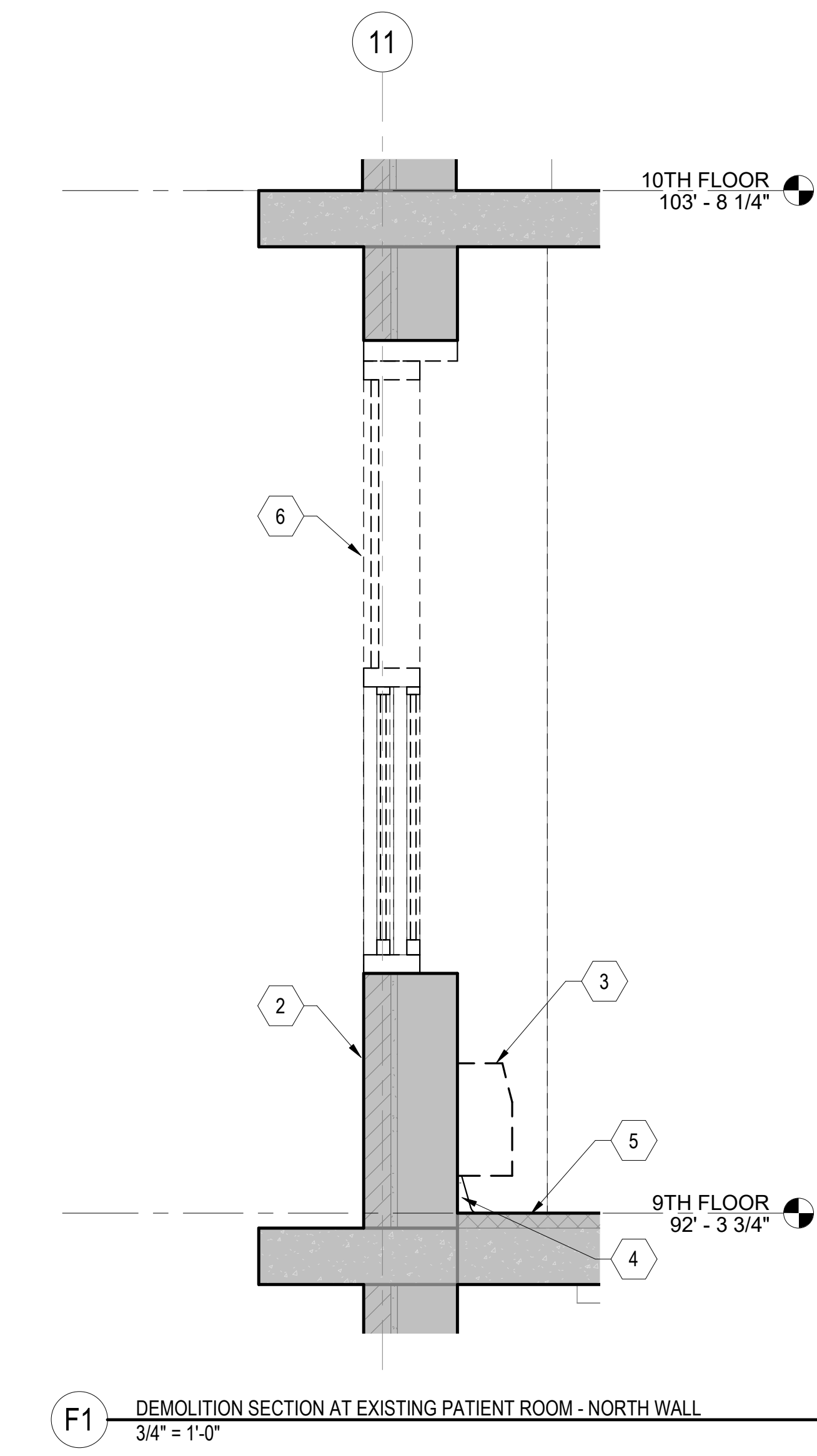
Phase
100% CONSTRUCTION DOCUMENTS

Project Title RENOVATE 9TH FLOOR MENTAL HEALTH	Project Number 693-19-106
Location 1111 EAST END BLVD, WILKES-BARRE, PA 18711	Building Number 01 & 17
Issue Date 04/18/2023	Checked DR
Drawn ZAM	Drawing Number 01-A9
DWG 09 of 53	

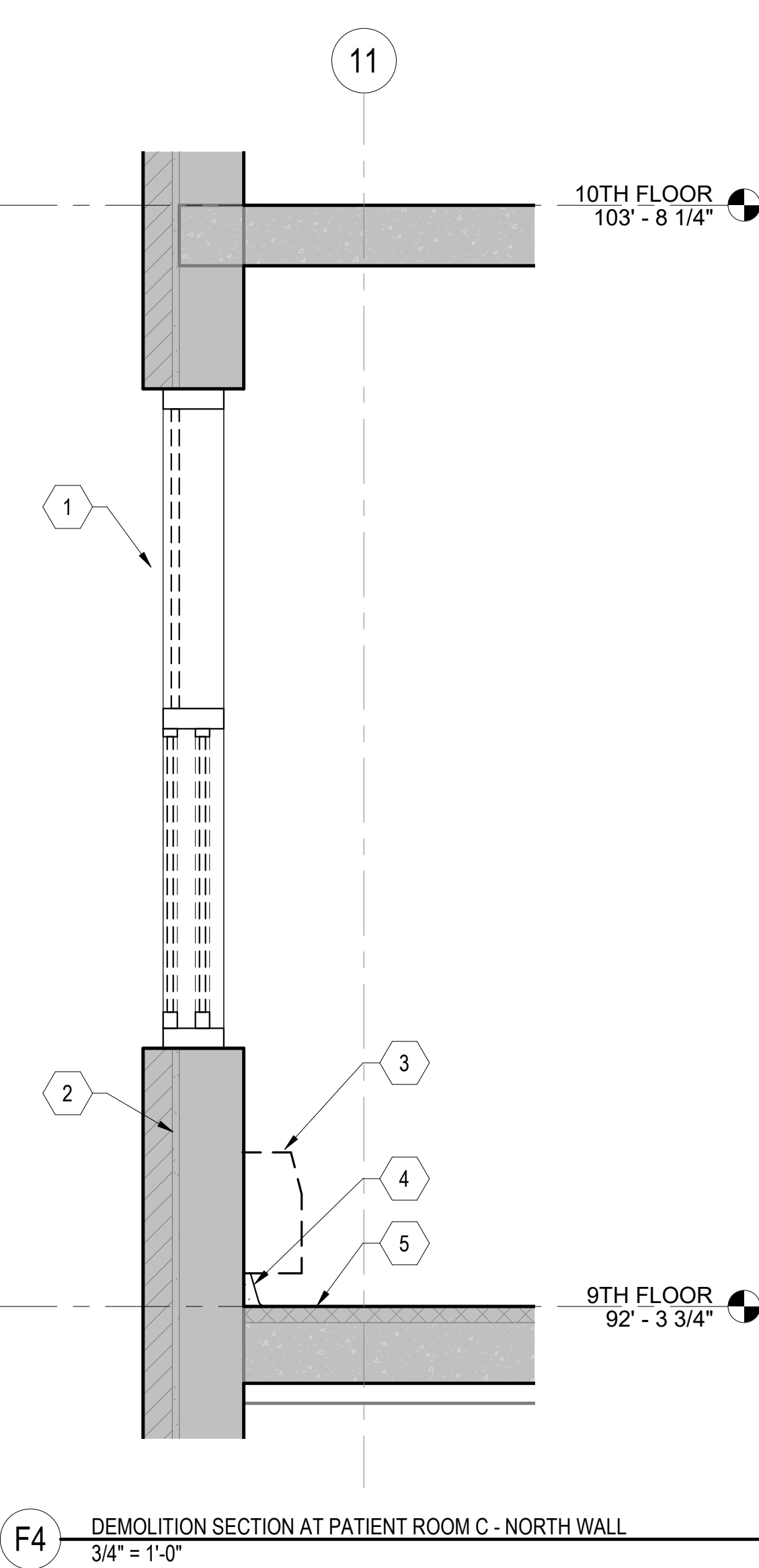
FINAL DRAWINGS SUBMITTAL

Scale bars for vertical dimensions:

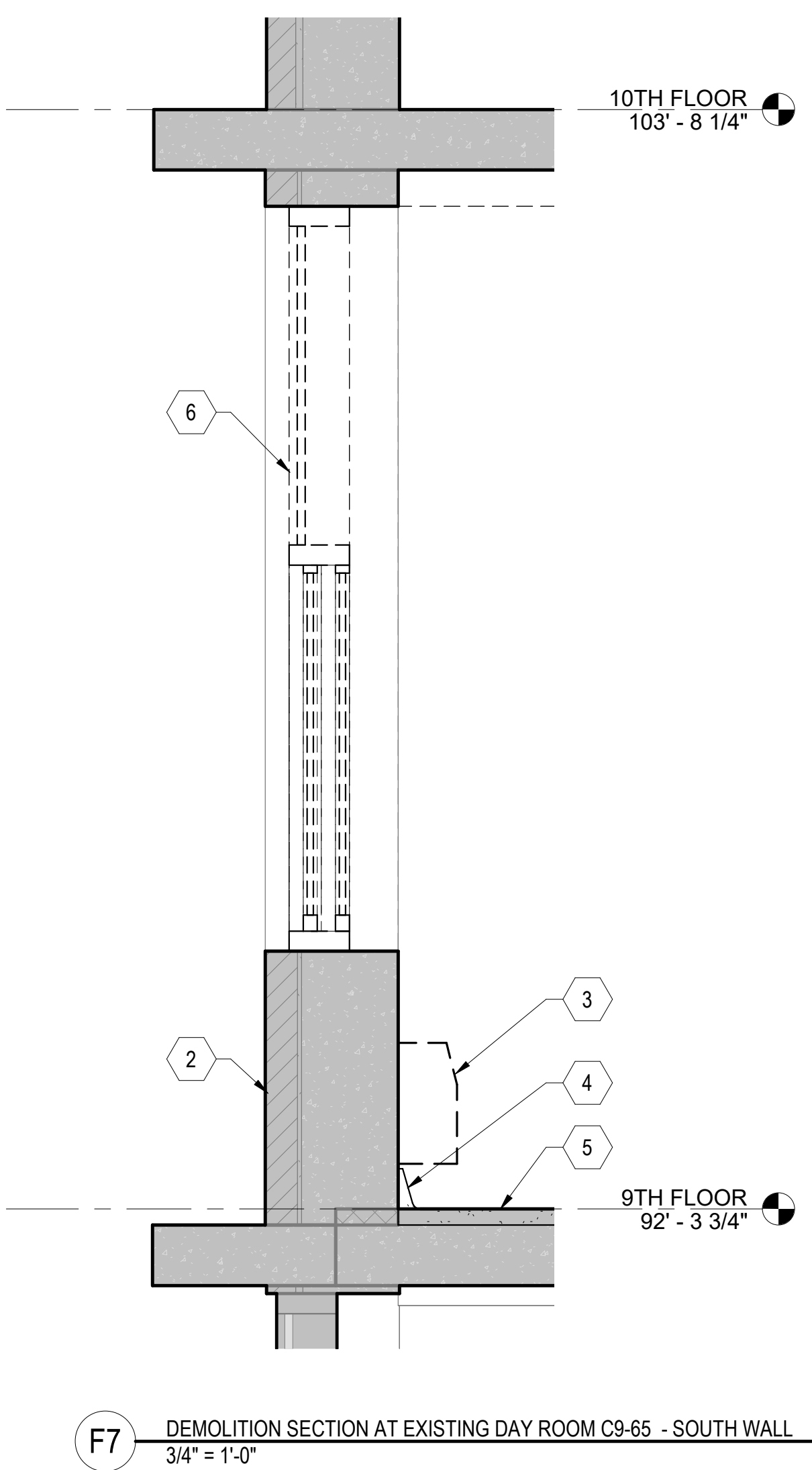
- 3/32" = 1'-0"
- 1/8" = 1'-0"
- 3/16" = 1'-0"
- 1/4" = 1'-0"
- 3/8" = 1'-0"
- 1/2" = 1'-0"
- 5/8" = 1'-0"
- 3/4" = 1'-0"
- 7/8" = 1'-0"
- 1" = 1'-0"
- 1 1/8" = 1'-0"
- 1 1/4" = 1'-0"
- 1 3/8" = 1'-0"
- 1 1/2" = 1'-0"
- 1 5/8" = 1'-0"
- 1 3/4" = 1'-0"
- 1 7/8" = 1'-0"
- 2" = 1'-0"
- 2 1/8" = 1'-0"
- 2 1/4" = 1'-0"
- 2 3/8" = 1'-0"
- 2 1/2" = 1'-0"
- 2 5/8" = 1'-0"
- 2 3/4" = 1'-0"
- 2 7/8" = 1'-0"
- 3" = 1'-0"
- 3 1/8" = 1'-0"
- 3 1/4" = 1'-0"
- 3 3/8" = 1'-0"
- 3 1/2" = 1'-0"
- 3 5/8" = 1'-0"
- 3 3/4" = 1'-0"
- 3 7/8" = 1'-0"
- 4" = 1'-0"
- 4 1/8" = 1'-0"
- 4 1/4" = 1'-0"
- 4 3/8" = 1'-0"
- 4 1/2" = 1'-0"
- 4 5/8" = 1'-0"
- 4 3/4" = 1'-0"
- 4 7/8" = 1'-0"
- 5" = 1'-0"
- 5 1/8" = 1'-0"
- 5 1/4" = 1'-0"
- 5 3/8" = 1'-0"
- 5 1/2" = 1'-0"
- 5 5/8" = 1'-0"
- 5 3/4" = 1'-0"
- 5 7/8" = 1'-0"
- 6" = 1'-0"
- 6 1/8" = 1'-0"
- 6 1/4" = 1'-0"
- 6 3/8" = 1'-0"
- 6 1/2" = 1'-0"
- 6 5/8" = 1'-0"
- 6 3/4" = 1'-0"
- 6 7/8" = 1'-0"
- 7" = 1'-0"
- 7 1/8" = 1'-0"
- 7 1/4" = 1'-0"
- 7 3/8" = 1'-0"
- 7 1/2" = 1'-0"
- 7 5/8" = 1'-0"
- 7 3/4" = 1'-0"
- 7 7/8" = 1'-0"
- 8" = 1'-0"
- 8 1/8" = 1'-0"
- 8 1/4" = 1'-0"
- 8 3/8" = 1'-0"
- 8 1/2" = 1'-0"
- 8 5/8" = 1'-0"
- 8 3/4" = 1'-0"
- 8 7/8" = 1'-0"
- 9" = 1'-0"
- 9 1/8" = 1'-0"
- 9 1/4" = 1'-0"
- 9 3/8" = 1'-0"
- 9 1/2" = 1'-0"
- 9 5/8" = 1'-0"
- 9 3/4" = 1'-0"
- 9 7/8" = 1'-0"
- 10" = 1'-0"
- 10 1/8" = 1'-0"
- 10 1/4" = 1'-0"
- 10 3/8" = 1'-0"
- 10 1/2" = 1'-0"
- 10 5/8" = 1'-0"
- 10 3/4" = 1'-0"
- 10 7/8" = 1'-0"



F1 DEMOLITION SECTION AT EXISTING PATIENT ROOM - NORTH WALL
3/4" = 1'-0"



F4 DEMOLITION SECTION AT PATIENT ROOM C - NORTH WALL
3/4" = 1'-0"



F7 DEMOLITION SECTION AT EXISTING DAY ROOM C9-65 - SOUTH WALL
3/4" = 1'-0"

GENERAL NOTES

- REFER TO STRUCTURAL, MECHANICAL, PLUMBING AND ELECTRICAL DRAWINGS FOR MORE DEMOLITION INFORMATION.
- REFER TO SHEET 01-13 FOR ADDITIONAL GENERAL NOTES THAT ARE APPLICABLE.
- REMOVE ALL FLOOR FINISHES AND CEILINGS IN AREA OF DEMOLITION

KEYNOTES

- REMOVE GLAZING
- EXISTING EXTERIOR MASONRY WALL
- REMOVE FURRING, FIN TUBE HEATER AND ASBESTOS PANELS. COORDINATE WITH MECHANICAL.
- REMOVE TERRAZZO COVE BASE
- EXISTING FLOORING
- REMOVE WINDOW

0	100% CONSTRUCTION DOCUMENTS	04/18/2023
Number: Revisions: Date:		


CONSULTANTS:

ARCHITECT/ENGINEERS:

VALHALLA ENGINEERING GROUP, LLC

750 W HAMPTON AVE
SUITE 300
ENGLEWOOD, CO 80110
(720) 550-6307
WWW.VALHALLAENGINEERING.COM

VEG 19.25



Drawing Title: **EXTERIOR DEMOLITION SECTIONS**

Approved: Project Director

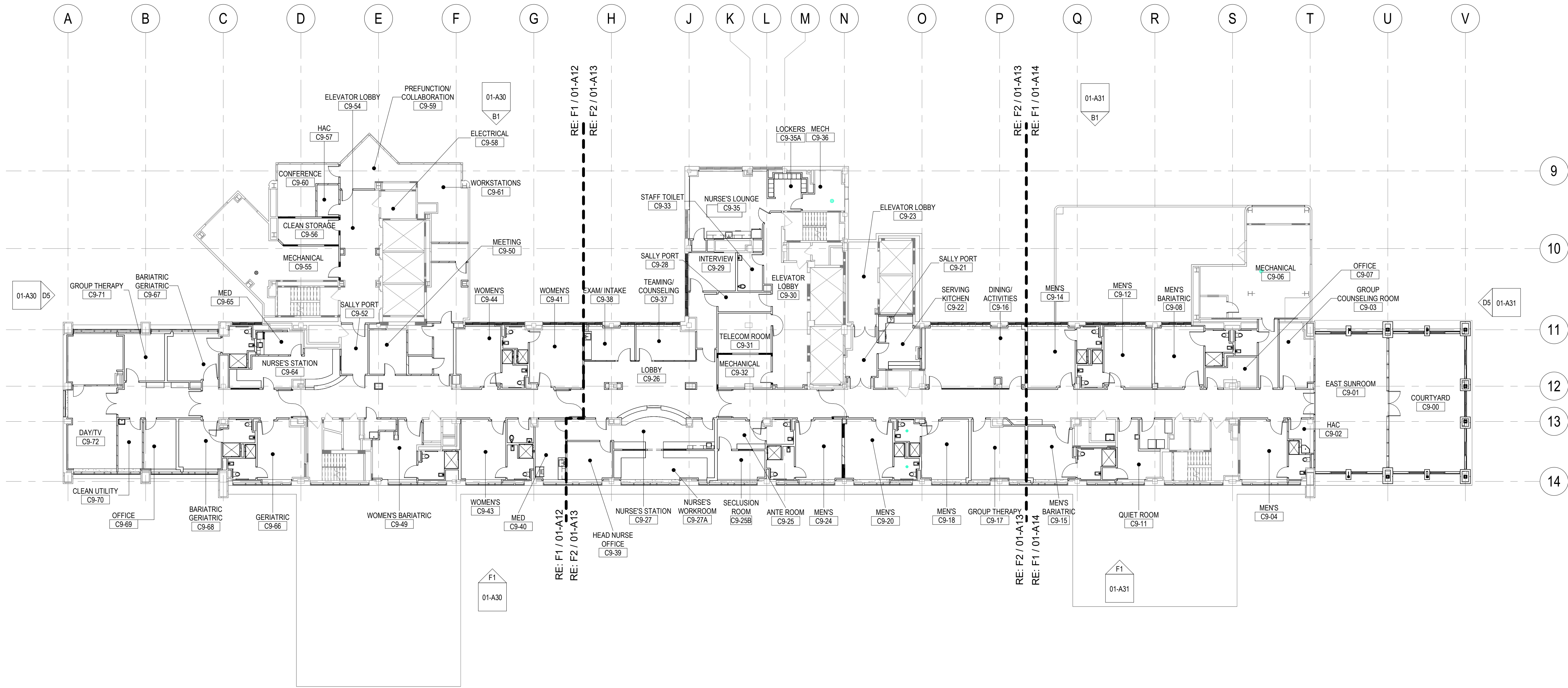
Phase: **100% CONSTRUCTION DOCUMENTS**

Project Title RENOVATE 9TH FLOOR MENTAL HEALTH		Project Number 693-19-106	
Location 1111 EAST END BLVD, WILKES-BARRE, PA 18711		Building Number 01	
Issue Date 04/18/2023	Checked DR	Drawn ZAM	Drawing Number 01-A10 DWG 10 of 53

FINAL DRAWINGS SUBMITTAL

GENERAL NOTES

- A. REFER TO SHEET 01-13 FOR ADDITIONAL GENERAL NOTES THAT ARE APPLICABLE.
- B. REFER TO LARGE SCALE PLANS FOR ADDITIONAL INFORMATION AND DIMENSIONS.
- C. REFER TO 01-A40 FOR MILLWORK DETAILS
- D. REFER TO 01-A45 FOR PARTITION TYPES
- E. REFER TO 01-A46 FOR DOOR SCHEDULE, DOOR & FRAME TYPES, AND FRAME DETAILS
- F. REFER TO 01-A47 FOR WINDOW TYPES.



E1 9TH FLOOR PLAN - OVERALL
1/16" = 1'-0"

KEY PLAN



Number	Revisions	Date
0	100% CONSTRUCTION DOCUMENTS	04/18/2023

CONSULTANTS:

ARCHITECT/ENGINEERS:

VALHALLA ENGINEERING GROUP, LLC

750 W HAMPODEN AVE
SUITE 300
ENGLEWOOD, CO 80110
(720) 590-6307
WWW.VALHALLAENGINEERING.COM

VEG 19.25

STAMP:

Professional Engineer Seal for Rick Arellano, No. 000330, dated 4/10/23.



Drawing Title
FLOOR PLAN - 9TH FLOOR - OVERALL

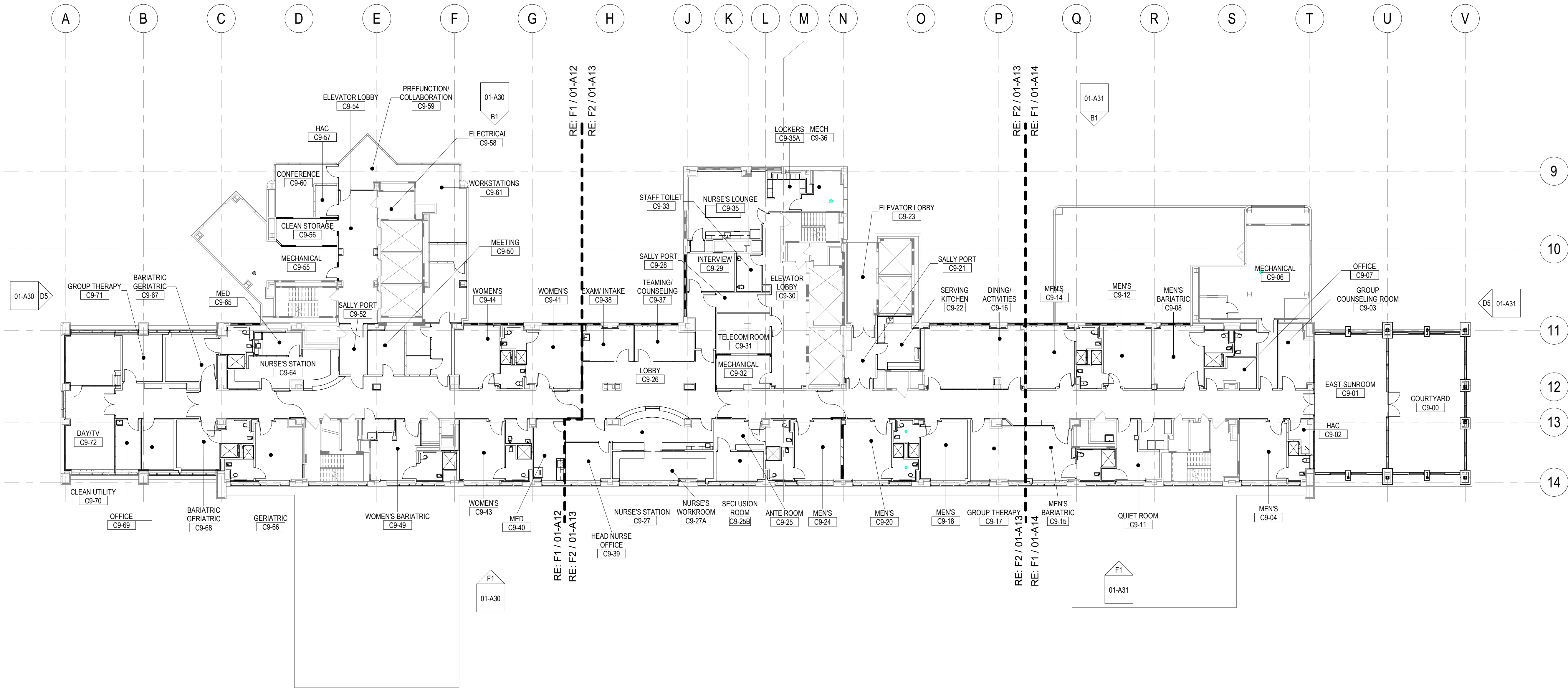
Approved: Project Director

Phase
100% CONSTRUCTION DOCUMENTS

Project Title RENOVATE 9TH FLOOR MENTAL HEALTH		Project Number 693-19-106	
Location 1111 EAST END BLVD, WILKES-BARRE, PA 18711		Building Number 01	
Issue Date 04/18/2023	Checked DR	Drawn ZAM	Drawing Number 01-A11 DWG 11 of 53

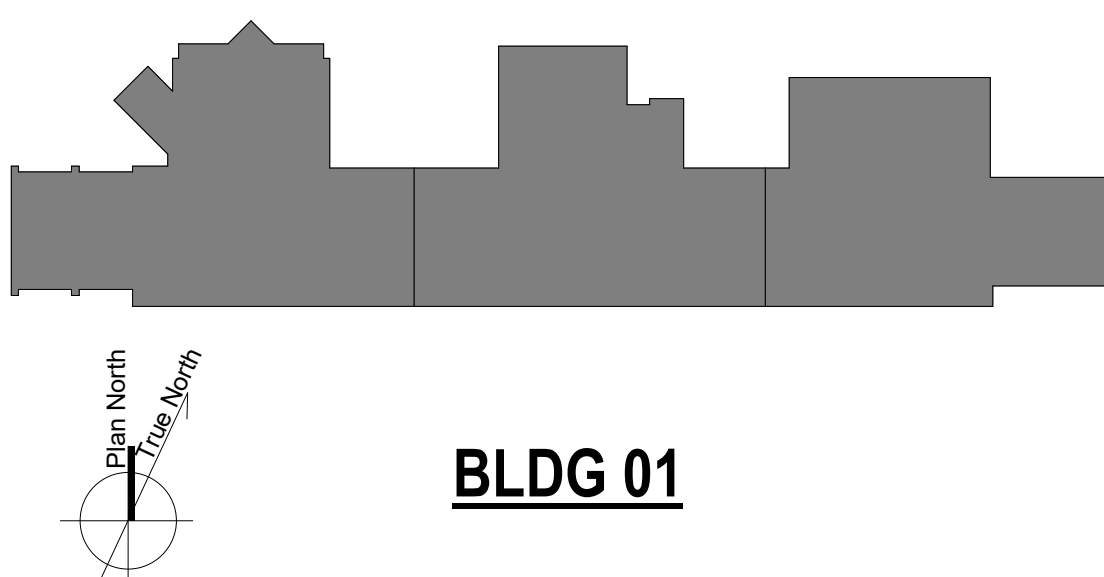
GENERAL NOTES

- A. REFER TO SHEET 01-13 FOR ADDITIONAL GENERAL NOTES THAT ARE APPLICABLE.
- B. REFER TO LARGE SCALE PLANS FOR ADDITIONAL INFORMATION AND DIMENSIONS.
- C. REFER TO 01-A40 FOR MILLWORK DETAILS
- D. REFER TO 01-A45 FOR PARTITION TYPES
- E. REFER TO 01-A46 FOR DOOR SCHEDULE, DOOR & FRAME TYPES, AND FRAME DETAILS
- F. REFER TO 01-A47 FOR WINDOW TYPES.



E1 9TH FLOOR PLAN - OVERALL
1/16" = 1'-0"

KEY PLAN



Number	Revisions	Date
0	100% CONSTRUCTION DOCUMENTS	04/18/2023

CONSULTANTS:

ARCHITECT/ENGINEERS:
VALHALLA ENGINEERING GROUP, LLC
 750 W HAMPODEN AVE
 SUITE 300
 ENGLEWOOD, CO 80110
 (720) 590-6307
 WWW.VALHALLAENGINEERING.COM
 VEG 19.25

STAMP:



Drawing Title
FLOOR PLAN - 9TH FLOOR - OVERALL
 Approved: Project Director

Phase
100% CONSTRUCTION DOCUMENTS

Project Title
 RENOVATE 9TH FLOOR MENTAL HEALTH
 Location
 1111 EAST END BLVD, WILKES-BARRE, PA 18711
 Issue Date
 04/18/2023

Project Number
 693-19-106
Building Number
 01
Drawing Number
 01-A11
 DWG 11 of 53

FINAL DRAWINGS SUBMITTAL

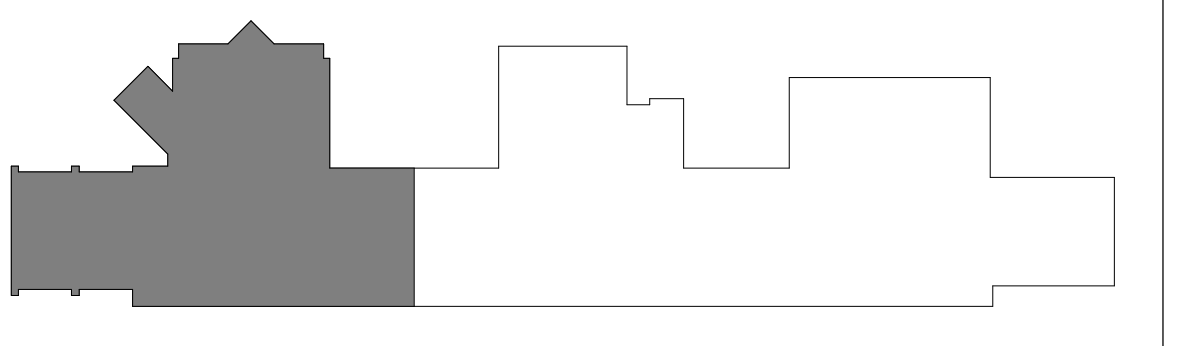
GENERAL NOTES

- A. REFER TO 01-13 FOR ADDITIONAL GENERAL NOTES THAT ARE APPLICABLE.
- B. REFER TO LARGE SCALE PLANS FOR ADDITIONAL INFORMATION AND DIMENSIONS.
- C. ALIGN NEW PARTITIONS WITH ADJACENT EXISTING PARTITIONS WHERE NEW PARTITION EXTENDS IN THE SAME DIRECTION.
- D. ALIGN CENTER OR FINISH FACE OF PARTITION WITH CENTER OF WINDOW MULLION, UNLESS NOTED OTHERWISE.
- E. PARTITIONS TO BE TYPE S3A, UNLESS NOTED OTHERWISE. FURRING ALONG EXTERIOR WALLS TO BE S2B.1, UNLESS NOTED OTHERWISE. REFER TO AE610 FOR PARTITION TYPE INFORMATION.
- F. REFER TO 01-A47 FOR WINDOW TYPES.
- G. REFER TO 01-A40 FOR MILLWORK DETAILS.
- H. REFER TO 01-A46 FOR DOOR SCHEDULE, DOOR & FRAME TYPES, AND FRAME DETAILS.

KEYNOTES

- 1 MOVEABLE PARTITION WITH ACCESS DOOR
- 2 NEW GLAZING IN EXISTING FRAME. MATCH LAYOUT TO EXISTING WINDOWS.

KEY PLAN



BLDG 01

Project Title RENOVATE 9TH FLOOR MENTAL HEALTH		Project Number 693-19-106	
Location 1111 EAST END BLVD, WILKES-BARRE, PA 18711		Building Number 01	
Issue Date 04/18/2023	Checked DR	Drawn ZAM	Drawing Number 01-A12
			DWG 12 of 53



ROOF BELOW

F1 9TH FLOOR PLAN - WEST
3/16" = 1'-0"

0	100% CONSTRUCTION DOCUMENTS	04/18/2023
Number:	Revisions:	Date:

CONSULTANTS:

ARCHITECT/ENGINEERS:

 750 W HAMPDEN AVE
 SUITE 300
 ENGLEWOOD, CO 80110
 (720) 590-6307
 WWW.VALHALLAENGINEERING.COM

STAMP:

 VEG 19.25

U.S. Department of Veterans Affairs

Drawing Title
FLOOR PLAN - 9TH FLOOR - WEST
 Approved: Project Director

Phase
100% CONSTRUCTION DOCUMENTS

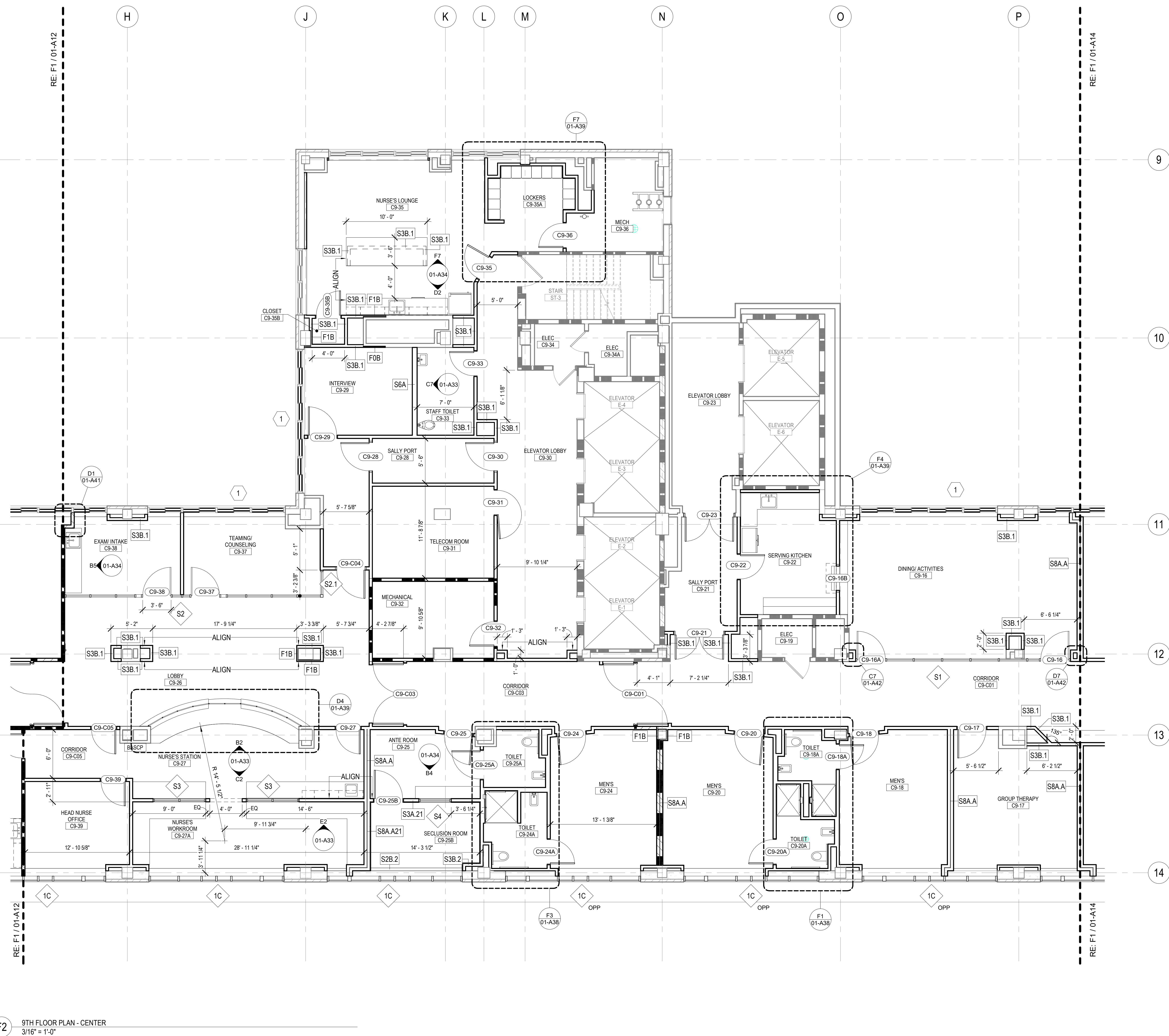
FINAL DRAWINGS SUBMITTAL

GENERAL NOTES

- A. REFER TO 01-13 FOR ADDITIONAL GENERAL NOTES THAT ARE APPLICABLE.
- B. REFER TO LARGE SCALE PLANS FOR ADDITIONAL INFORMATION AND DIMENSIONS.
- C. ALIGN NEW PARTITIONS WITH ADJACENT EXISTING PARTITIONS WHERE NEW PARTITION EXTENDS IN THE SAME DIRECTION.
- D. ALIGN CENTER OR FINISH FACE OF PARTITION WITH CENTER OF WINDOW MULLION, UNLESS NOTED OTHERWISE.
- E. PARTITIONS TO BE TYPE S3A, UNLESS NOTED OTHERWISE. FURRING ALONG EXTERIOR WALLS TO BE S2B.1, UNLESS NOTED OTHERWISE. REFER TO AE610 FOR PARTITION TYPE INFORMATION.
- F. REFER TO 01-A47 FOR WINDOW TYPES.
- G. REFER TO 01-A40 FOR MILLWORK DETAILS.
- H. REFER TO 01-A46 FOR DOOR SCHEDULE, DOOR & FRAME TYPES, AND FRAME DETAILS.


KEYNOTES

- 1 NEW GLAZING IN EXISTING FRAME. MATCH LAYOUT TO EXISTING WINDOWS.



F2 9TH FLOOR PLAN - CENTER
3/16" = 1'-0"

KEY PLAN



BLDG 01

0	100% CONSTRUCTION DOCUMENTS	04/18/2023
Number:	Revisions:	Date:

CONSULTANTS:

ARCHITECT/ENGINEERS:
VALHALLA
ENGINEERING
GROUP, LLC
750 W HAMPDEN AVE
SUITE 300
ENGLEWOOD, CO 80110
(720) 580-6307
WWW.VALLHALLAENGINEERING.COM
VEG 19.25

STAMP:
STATE OF MICHIGAN
RICK A. REYNOLDS
REGISTERED ARCHITECT
4/10/23



Drawing Title
FLOOR PLAN - 9TH FLOOR - CENTER
Approved: Project Director

Phase
100% CONSTRUCTION DOCUMENTS

Project Title RENOVATE 9TH FLOOR MENTAL HEALTH	Project Number 693-19-106
Location 1111 EAST END BLVD, WILKES-BARRE, PA 18711	Building Number 01
Issue Date 04/18/2023	Checked DR
Drawn ZAM	Drawing Number 01-A13 DWG 13 of 53

FINAL DRAWINGS SUBMITTAL

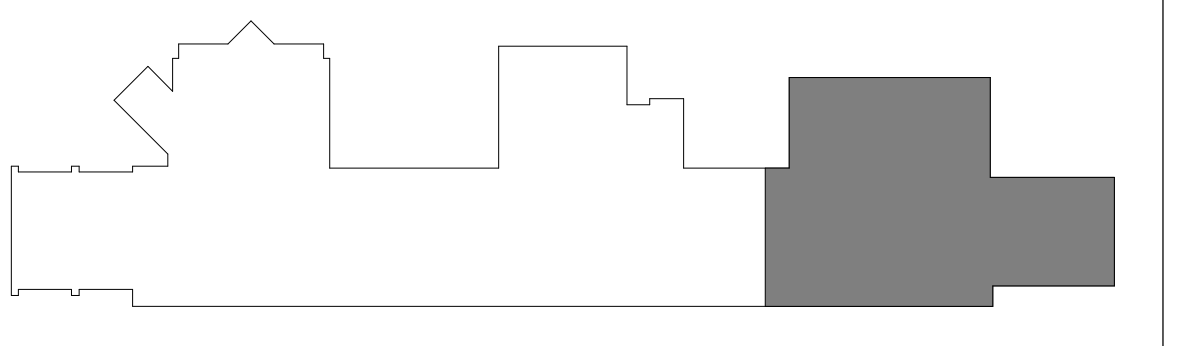
GENERAL NOTES

- A. REFER TO 01-13 FOR ADDITIONAL GENERAL NOTES THAT ARE APPLICABLE.
- B. REFER TO LARGE SCALE PLANS FOR ADDITIONAL INFORMATION AND DIMENSIONS.
- C. ALIGN NEW PARTITIONS WITH ADJACENT EXISTING PARTITIONS WHERE NEW PARTITION EXTENDS IN THE SAME DIRECTION.
- D. ALIGN CENTER OR FINISH FACE OF PARTITION WITH CENTER OF WINDOW MULLION, UNLESS NOTED OTHERWISE.
- E. PARTITIONS TO BE TYPE S3A, UNLESS NOTED OTHERWISE. FURRING ALONG EXTERIOR WALLS TO BE S2B.1, UNLESS NOTED OTHERWISE. REFER TO A610 FOR PARTITION TYPE INFORMATION
- F. REFER TO 01-A47 FOR WINDOW TYPES.
- G. REFER TO 01-A40 FOR MILLWORK DETAILS.
- H. REFER TO 01-A46 FOR DOOR SCHEDULE, DOOR & FRAME TYPES, AND FRAME DETAILS.

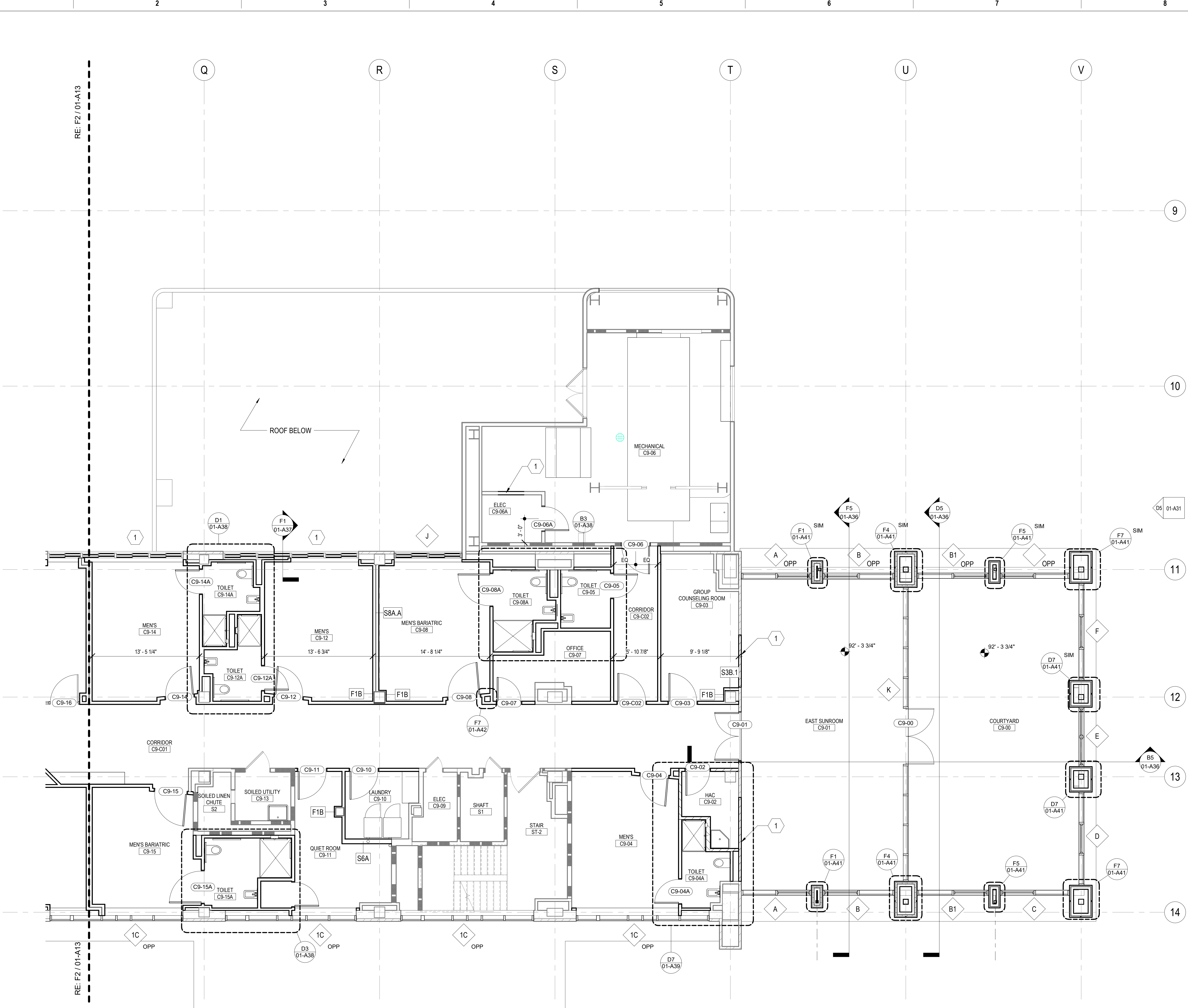
KEYNOTES

- 1 INFILL OPENING TO MATCH ADJACENT CONSTRUCTION

KEY PLAN



BLDG 01



F1 9TH FLOOR PLAN - EAST
3/16" = 1'-0"

Number	Revisions	Date
0	100% CONSTRUCTION DOCUMENTS	04/18/2023

CONSULTANTS:

ARCHITECT/ENGINEERS:

 VALHALLA
 ENGINEERING
 GROUP, LLC
 750 W HAMPTON AVE
 SUITE 300
 ENGLEWOOD, CO 80110
 (720) 550-6307
 WWW.VALHALLAENGINEERING.COM
 VEG 19.25

STAMP:



Drawing Title
FLOOR PLAN - 9TH FLOOR - EAST
 Approved: Project Director

Phase
100% CONSTRUCTION DOCUMENTS

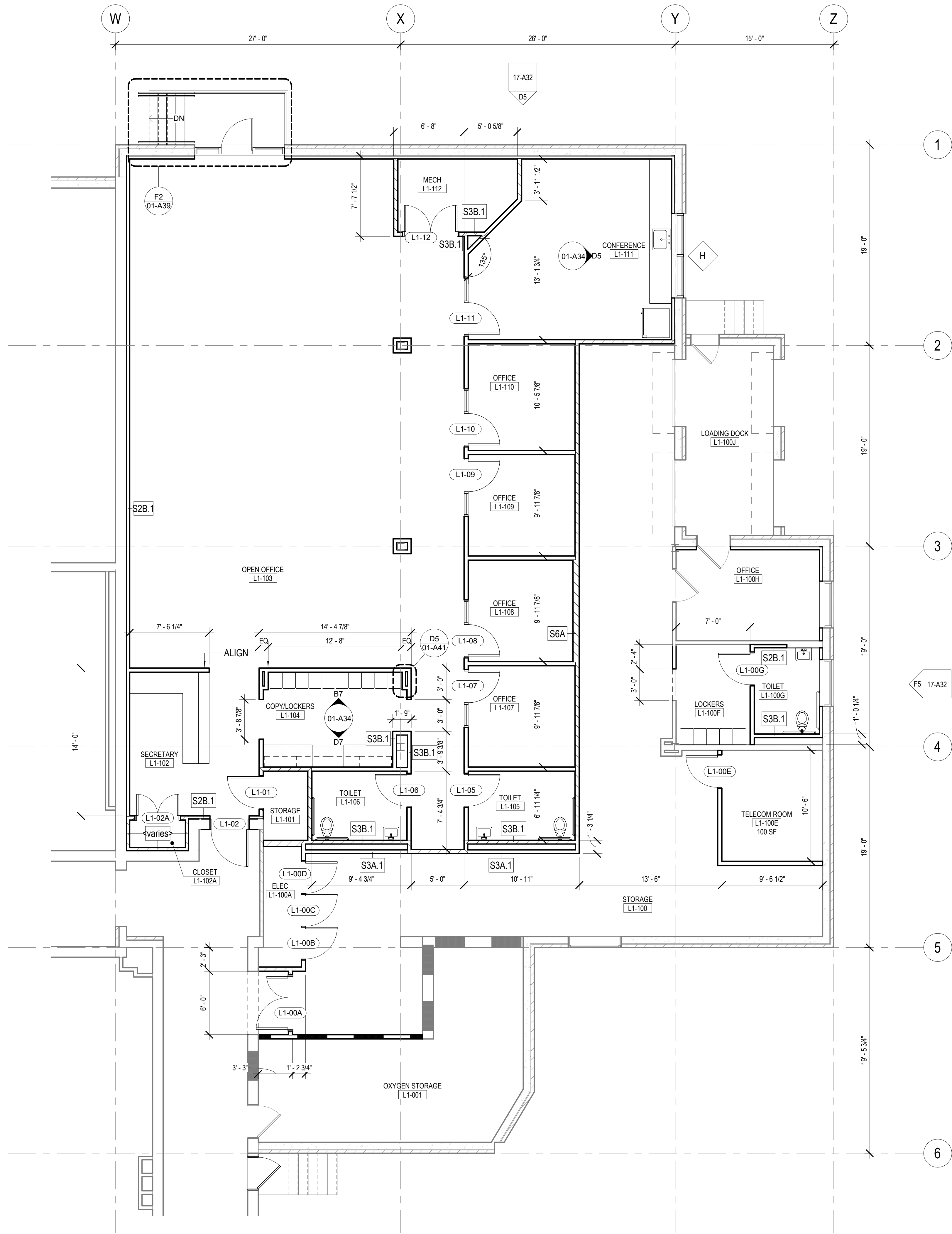
Project Title
RENOVATE 9TH FLOOR MENTAL HEALTH
 Location
 1111 EAST END BLVD, WILKES-BARRE, PA 18711
 Issue Date
 04/18/2023

Project Number
 693-19-106
 Building Number
 01
 Drawing Number
01-A14
 DWG 14 of 53

FINAL DRAWINGS SUBMITTAL

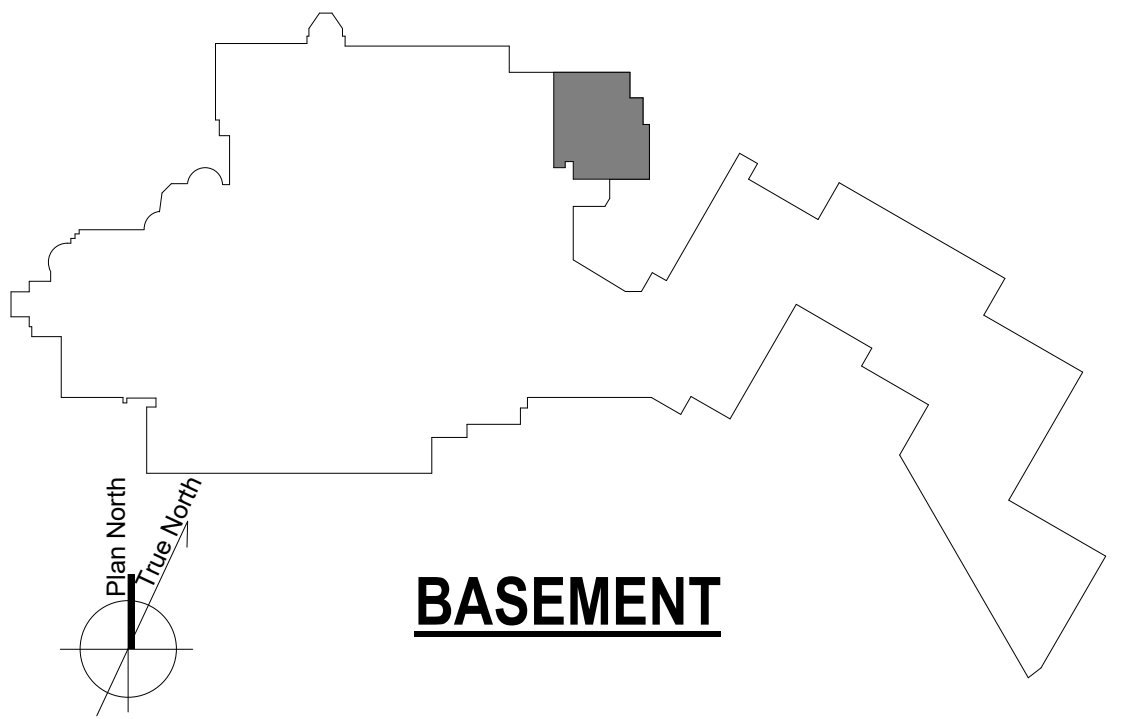
GENERAL NOTES

- A. REFER TO SHEET 01-13 FOR ADDITIONAL GENERAL NOTES THAT ARE APPLICABLE.
- B. REFER TO ENLARGED FLOOR PLANS FOR ADDITIONAL INFORMATION AND DIMENSIONS.
- C. ALIGN NEW PARTITIONS WITH ADJACENT EXISTING PARTITIONS WHERE NEW PARTITION EXTENDS IN THE SAME DIRECTION.
- D. ALIGN CENTER OR FINISH FACE OF PARTITION WITH CENTER OF WINDOW MULLION, UNLESS NOTED OTHERWISE.
- E. PARTITIONS TO BE TYPE S3B, UNLESS NOTED OTHERWISE. FURRING ALONG EXTERIOR WALLS TO BE S2B.1, UNLESS NOTED OTHERWISE.
- F. REFER TO WINDOW TYPES FOR DIMENSIONS AND ADDITIONAL INFORMATION.



F4 WAREHOUSE FLOOR PLAN
3/16" = 1'-0"

KEY PLAN



BASEMENT

Number	Revisions	Date
0	100% CONSTRUCTION DOCUMENTS	04/18/2023

CONSULTANTS:

ARCHITECT/ENGINEERS:

 VALHALLA
 ENGINEERING
 GROUP, LLC
 750 W HAMPTON AVE
 SUITE 300
 ENGLEWOOD, CO 80110
 (720) 590-6307
 WWW.VALHALLAENGINEERING.COM

STAMP:

 RICK ARELLANO
 REGISTERED ARCHITECT
 4/18/23

U.S. Department
 of Veterans Affairs

Drawing Title
FLOOR PLAN - WAREHOUSE
 Approved: Project Director

Phase
100% CONSTRUCTION DOCUMENTS

Project Title
RENOVATE 9TH FLOOR MENTAL HEALTH
 Location
 1111 EAST END BLVD, WILKES-BARRE, PA 18711
 Issue Date
 04/18/2023

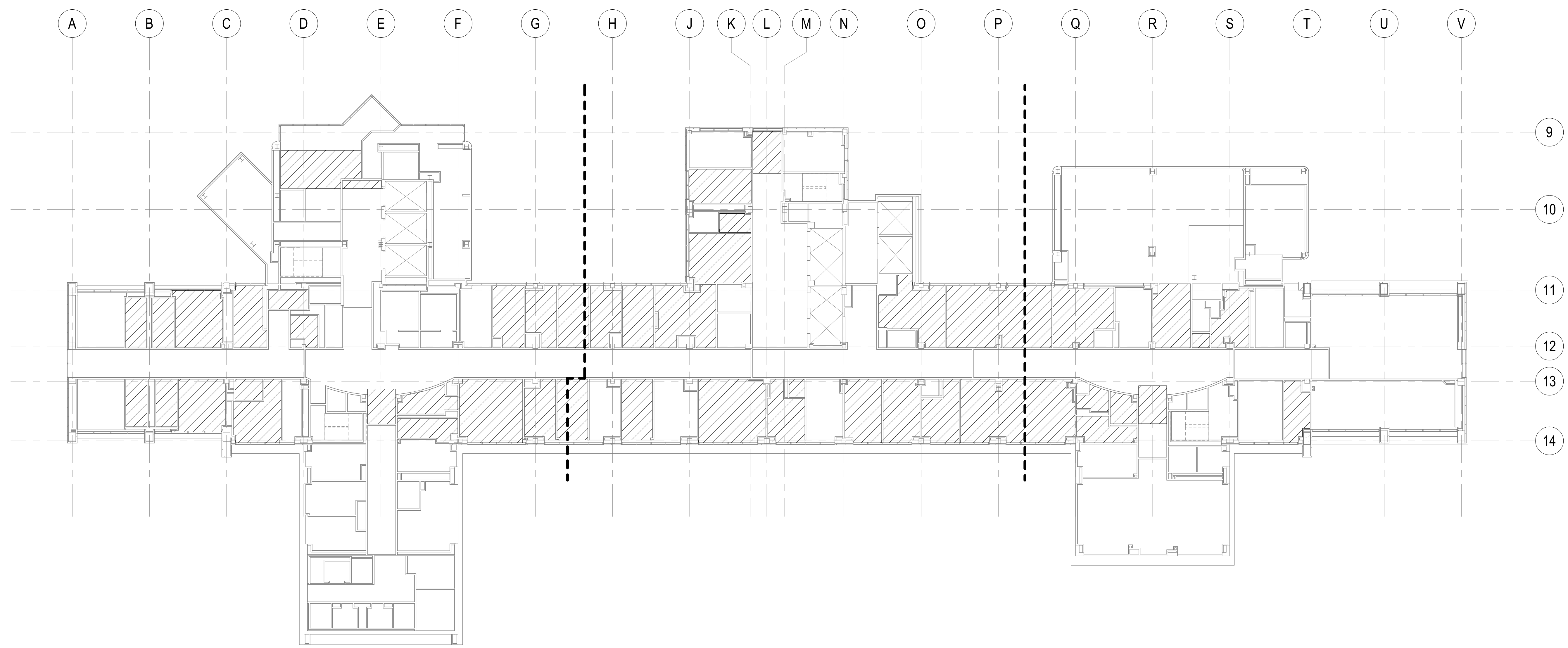
Project Number
 693-19-106
 Building Number
 17
 Drawing Number
17-A15
 DWG 15 of 53

FINAL DRAWINGS SUBMITTAL

GENERAL NOTES


- A. REFER TO 01-13 FOR ADDITIONAL GENERAL NOTES THAT ARE APPLICABLE.
- B. COORDINATE WITH PLUMBING FOR FULL EXTENT OF ROOMS AFFECTED.
- C. ALL CEILING FIXTURES/EQUIPMENT TO BE REPLACED IN THE SAME LOCATION AS EXISTING.

A
 B
 C
 D
 E
 F
 G
 H
 I
 J
 K
 L
 M
 N
 O
 P
 Q
 R
 S
 T
 U
 V
 1
 2
 3
 4
 5
 6
 7
 8
 9
 10



E1 8TH FLOOR REFLECTED CEILING PLAN - OVERALL
1/16" = 1'-0"

RCP LEGEND



KEY PLAN



Number	Revisions	Date
0	100% CONSTRUCTION DOCUMENTS	04/18/2023

CONSULTANTS:

ARCHITECT/ENGINEERS:

VALHALLA ENGINEERING GROUP, LLC

750 W HAMPDEN AVE
SUITE 300
ENGLEWOOD, CO 80110
(720) 550-6307
WWW.VALHALLAENGINEERING.COM

VEG 19.25

STAMP:

U.S. Department of Veterans Affairs

Drawing Title
REFLECTED CEILING PLAN - 8TH FLOOR

Approved: Project Director

Phase
100% CONSTRUCTION DOCUMENTS

Project Title
RENOVATE 9TH FLOOR MENTAL HEALTH

Location
1111 EAST END BLVD, WILKES-BARRE, PA 18711

Issue Date
04/18/2023

Checked
DR

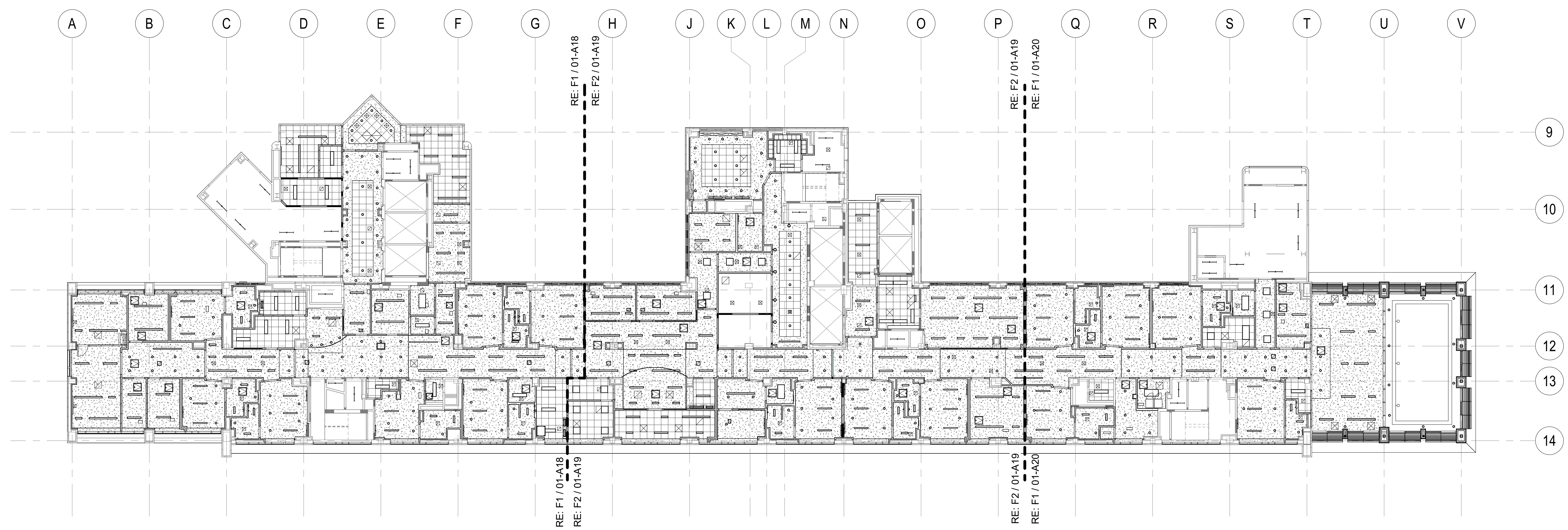
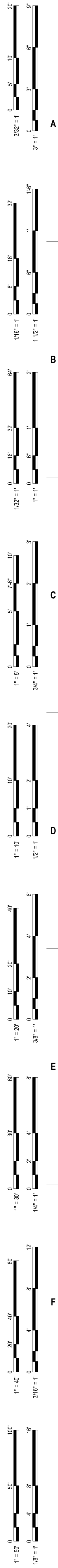
Drawn
ZAM

Project Number
693-19-106

Building Number
01

Drawing Number
01-A16
DWG 16 of 53

FINAL DRAWINGS SUBMITTAL



D1 9TH FLOOR REFLECTED CEILING PLAN - OVERALL
1/16" = 1'-0"

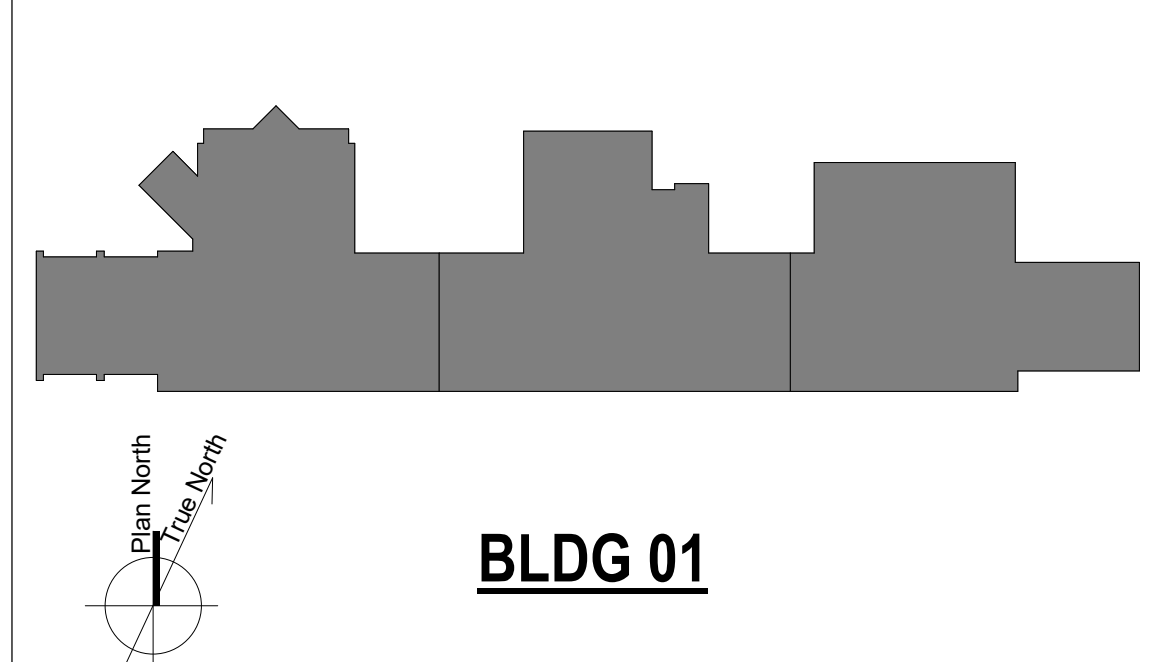
GENERAL NOTES

- A. REFER TO 01-13 FOR ADDITIONAL GENERAL NOTES THAT ARE APPLICABLE.
- B. REFER TO 01-A50 FOR FINISH SCHEDULE AND LEGEND.

REFLECTED CEILING PLAN SYMBOLS LEGEND

	AIR TERMINALS, RE MECH		CEILING HEIGHT AFF
	LIGHT FIXTURES, RE ELEC		ACT AS SCHEDULED
	EXIT SIGNS, SEE ELEC AND LIFE SAFETY DWGS		GWB AS SCHEDULED
	SPRINKLERS, SEE FIRE SUPPRESSION DRAWINGS		OPEN TO STRUCTURE

KEY PLAN



Number	Revisions	Date
0	100% CONSTRUCTION DOCUMENTS	04/18/2023

CONSULTANTS:

ARCHITECT/ENGINEERS:

750 W HAMPTON AVE
SUITE 300
ENGLEWOOD, CO 80110
(720) 550-6307
WWW.VALHALLAENGINEERING.COM

STAMP:



Drawing Title
REFLECTED CEILING PLAN - 9TH FLOOR - OVERALL

Approved: Project Director

Phase
100% CONSTRUCTION DOCUMENTS

Project Title
RENOVATE 9TH FLOOR MENTAL HEALTH

Location
1111 EAST END BLVD, WILKES-BARRE, PA 18711

Issue Date
04/18/2023

Checked
DR

Drawn
ZAM

Project Number
693-19-106

Building Number
01

Drawing Number
01-A17
DWG 17 of 53

FINAL DRAWINGS SUBMITTAL

GENERAL NOTES

- A. REFER TO FIRE PROTECTION, MECHANICAL, AND ELECTRICAL DRAWINGS FOR MORE INFORMATION.
- B. REFER TO 01-13 FOR ADDITIONAL GENERAL NOTES THAT ARE APPLICABLE.
- C. CEILINGS ARE 7' - 6" AFF, UNLESS NOTED OTHERWISE.
- D. CEILING ACCESS PANELS ARE SHOWN AS A RECOMMENDATION. FINAL LOCATIONS AND COUNT OF PANELS TO BE DETERMINED BY THE CONTRACTOR AND VERIFIED BY THE VHA COR.
- E. REFER TO 01-A49 FOR FINISH SCHEDULE AND LEGEND.

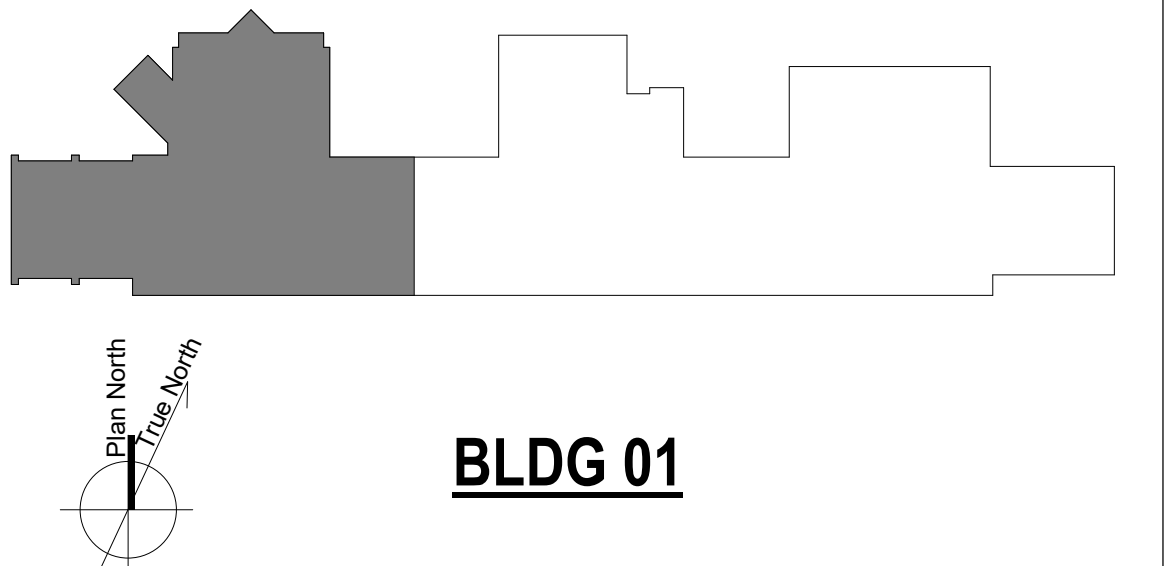
KEYNOTES

00

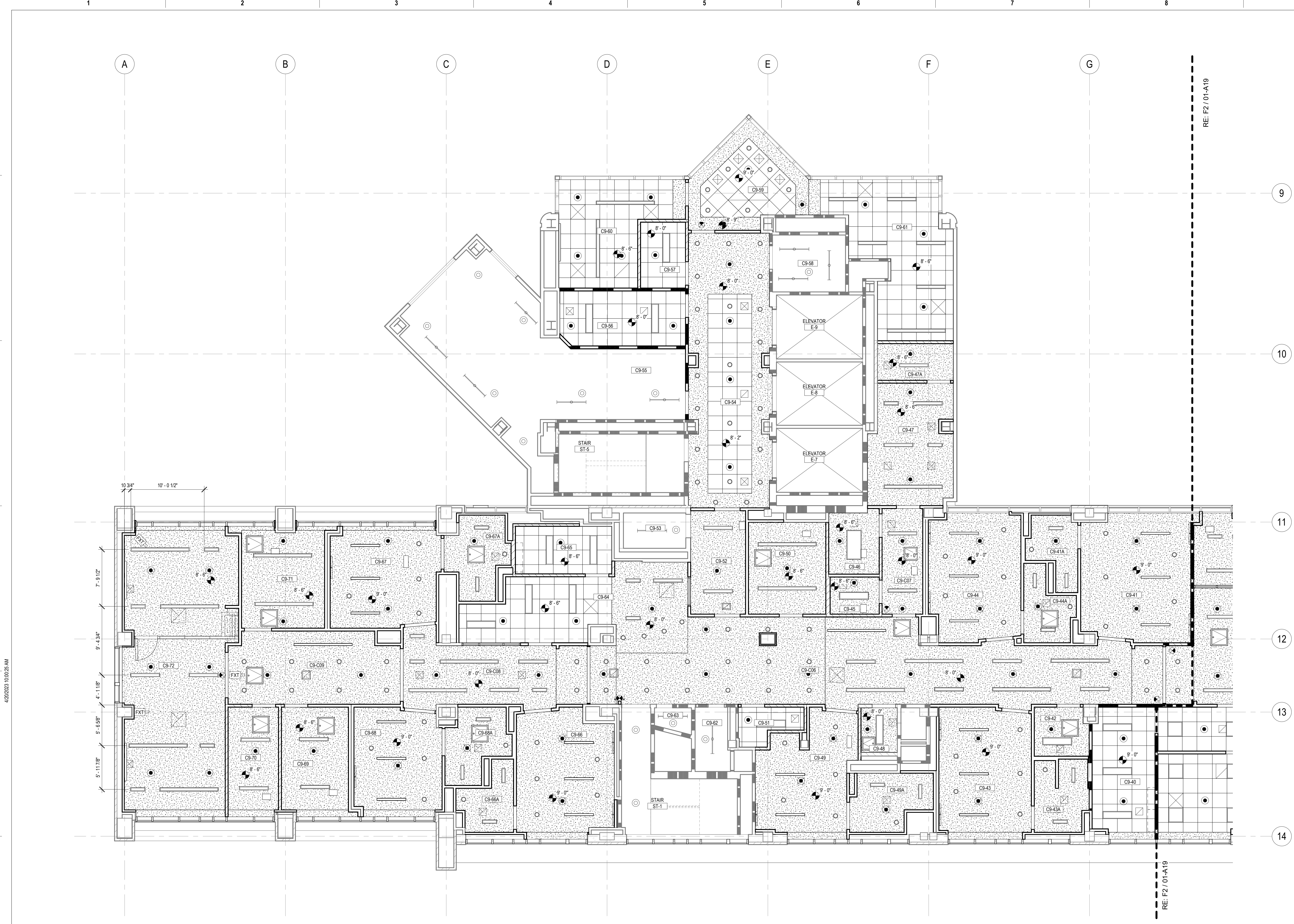
REFLECTED CEILING PLAN SYMBOLS LEGEND

	AIR TERMINALS, RE MECH		CEILING HEIGHT AFF
	ACT AS SCHEDULED		GWB AS SCHEDULED
	OPEN TO STRUCTURE		EXIT SIGNS, SEE ELEC AND LIFE SAFETY DWGS
	LIGHT FIXTURES, RE ELEC		SPRINKLERS, SEE FIRE SUPPRESSION DRAWINGS

KEY PLAN



Project Title RENOVATE 9TH FLOOR MENTAL HEALTH		Project Number 693-19-106	
Location 1111 EAST END BLVD, WILKES-BARRE, PA 18711		Building Number 01	
Issue Date 04/18/2023	Checked DR	Drawn ZAM	Drawing Number 01-A18
			DWG 18 of 53



RE: FZ/01-A19

RE: FZ/01-A19

F1 9TH FLOOR REFLECTED CEILING PLAN - WEST
3/16" = 1'-0"

0	100% CONSTRUCTION DOCUMENTS	04/18/2023
Number:	Revisions:	Date:

CONSULTANTS:

ARCHITECT/ENGINEERS:

 VALHALLA
 ENGINEERING
 GROUP, LLC
 750 W HAMPDEN AVE
 SUITE 300
 ENGLEWOOD, CO 80110
 (720) 550-6307
 WWW.VALHALLAENGINEERING.COM

STAMP:

 VEG 19.25

U.S. Department
 of Veterans Affairs

Drawing Title
REFLECTED CEILING PLAN - 9TH FLOOR - WEST
 Approved: Project Director

Phase
100% CONSTRUCTION DOCUMENTS

FINAL DRAWINGS SUBMITTAL

GENERAL NOTES

- A. REFER TO FIRE PROTECTION, MECHANICAL, AND ELECTRICAL DRAWINGS FOR MORE INFORMATION.
- B. REFER TO 01-13 FOR ADDITIONAL GENERAL NOTES THAT ARE APPLICABLE.
- C. CEILING ARE 7' - 6" AFF, UNLESS NOTED OTHERWISE.
- D. CEILING ACCESS PANELS ARE SHOWN AS A RECOMMENDATION. FINAL LOCATIONS AND COUNT OF PANELS TO BE DETERMINED BY THE CONTRACTOR AND VERIFIED BY THE VHA COR.
- E. REFER TO 01-A49 FOR FINISH SCHEDULE AND LEGEND.

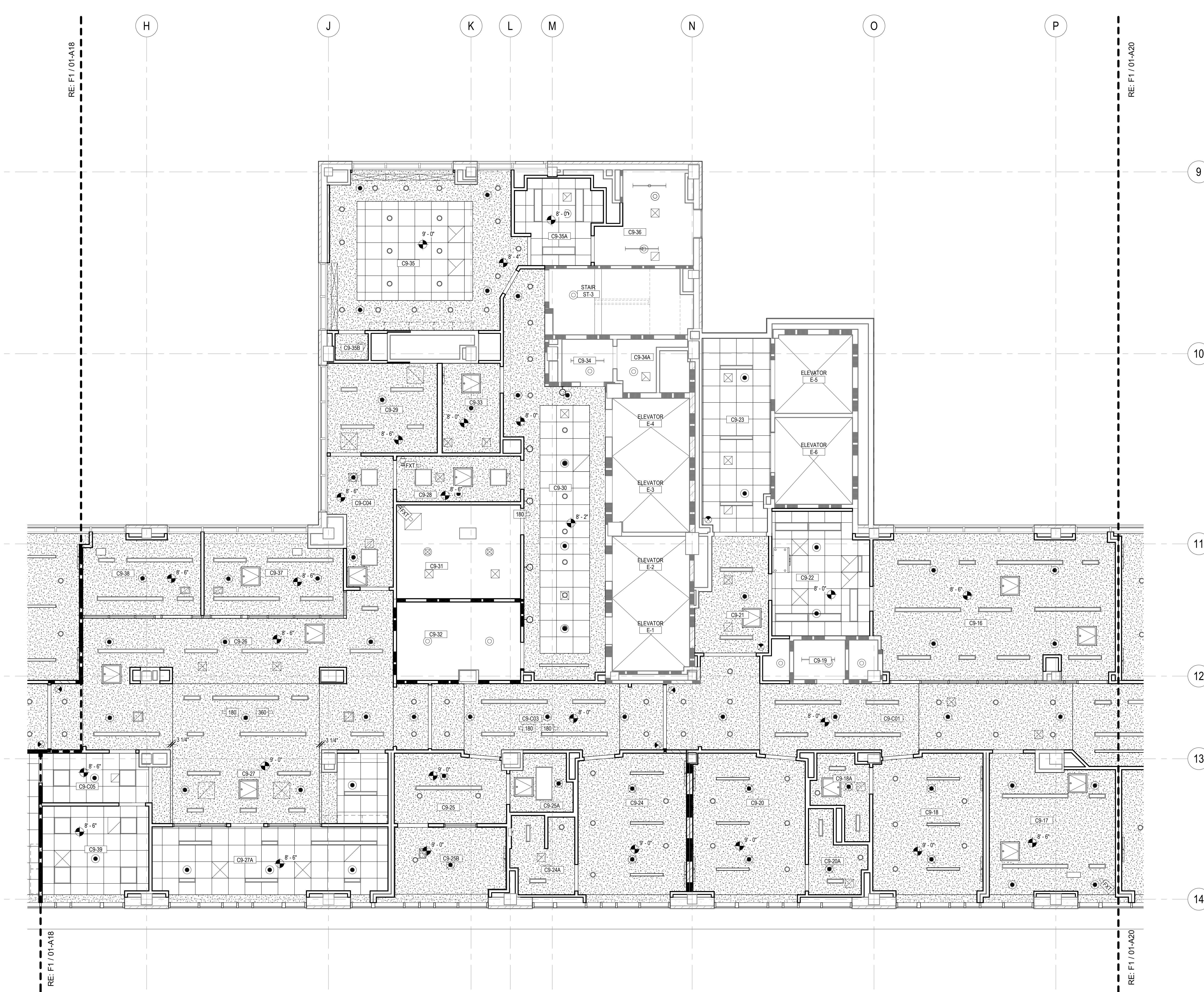
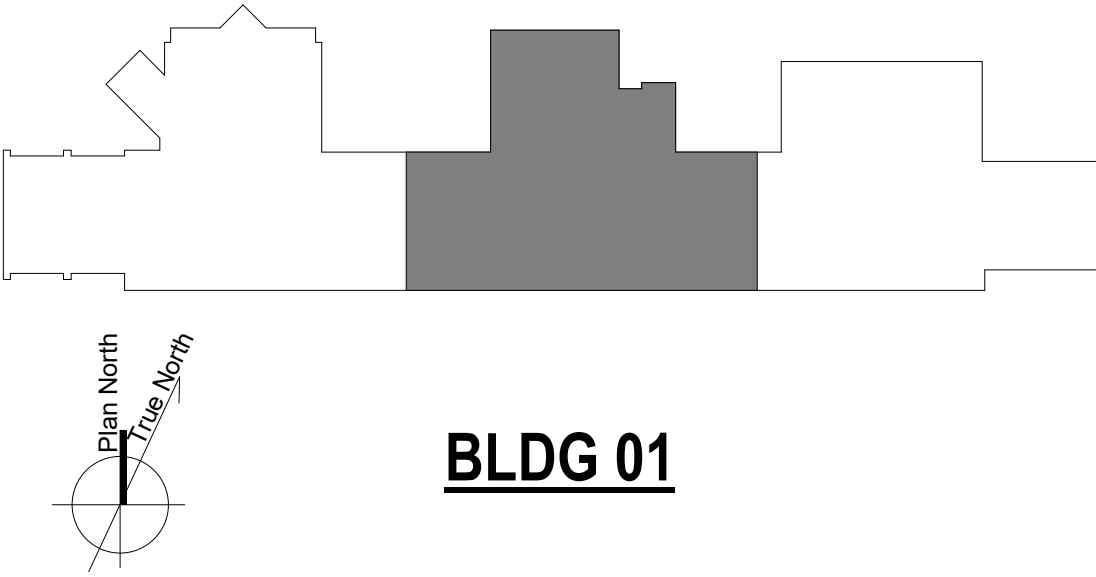
KEYNOTES

(00)

REFLECTED CEILING PLAN SYMBOLS LEGEND

		CEILING HEIGHT AFF
		ACT AS SCHEDULED
		GWB AS SCHEDULED
		OPEN TO STRUCTURE
		EXIT SIGNS, SEE ELEC AND LIFE SAFETY DWGS
		SPRINKLERS, SEE FIRE SUPPRESSION DRAWINGS

KEY PLAN



F2 9TH FLOOR REFLECTED CEILING PLAN - CENTER
3/16" = 1'-0"

Number	Revisions	Date
0	100% CONSTRUCTION DOCUMENTS	04/18/2023

CONSULTANTS:

ARCHITECT/ENGINEERS:

 VALHALLA
 ENGINEERING
 GROUP, LLC
 750 W HAMPTON AVE
 SUITE 300
 ENGLEWOOD, CO 80110
 (720) 560-6307
 WWW.VALHALLAENGINEERING.COM

STAMP:



Drawing Title
REFLECTED CEILING PLAN - 9TH FLOOR - CENTER

Approved: Project Director

Phase
100% CONSTRUCTION DOCUMENTS

Project Title
RENOVATE 9TH FLOOR MENTAL HEALTH

Location
1111 EAST END BLVD, WILKES-BARRE, PA 18711

Issue Date
04/18/2023

Checked
DR

Drawn
ZAM

Project Number
693-19-106

Building Number
01

Drawing Number
01-A19

DWG 19 of 53

GENERAL NOTES

- A. REFER TO FIRE PROTECTION, MECHANICAL, AND ELECTRICAL DRAWINGS FOR MORE INFORMATION.
- B. REFER TO 01-13 FOR ADDITIONAL GENERAL NOTES THAT ARE APPLICABLE.
- C. CEILINGS ARE 7' - 6" AFF, UNLESS NOTED OTHERWISE.
- D. CEILING ACCESS PANELS ARE SHOWN AS A RECOMMENDATION. FINAL LOCATIONS AND COUNT OF PANELS TO BE DETERMINED BY THE CONTRACTOR AND VERIFIED BY THE VHA COR.
- E. REFER TO 01-A49 FOR FINISH SCHEDULE AND LEGEND.

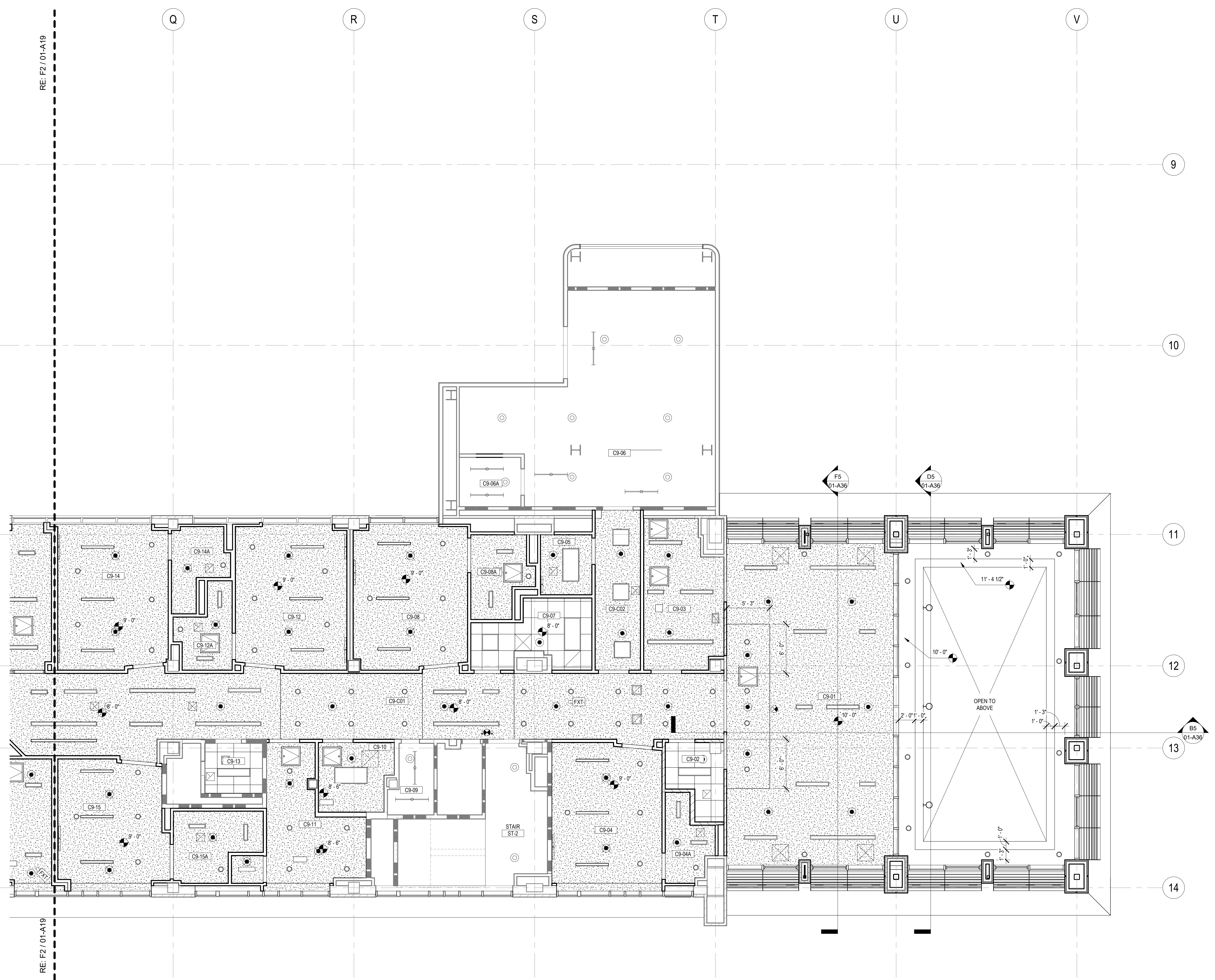
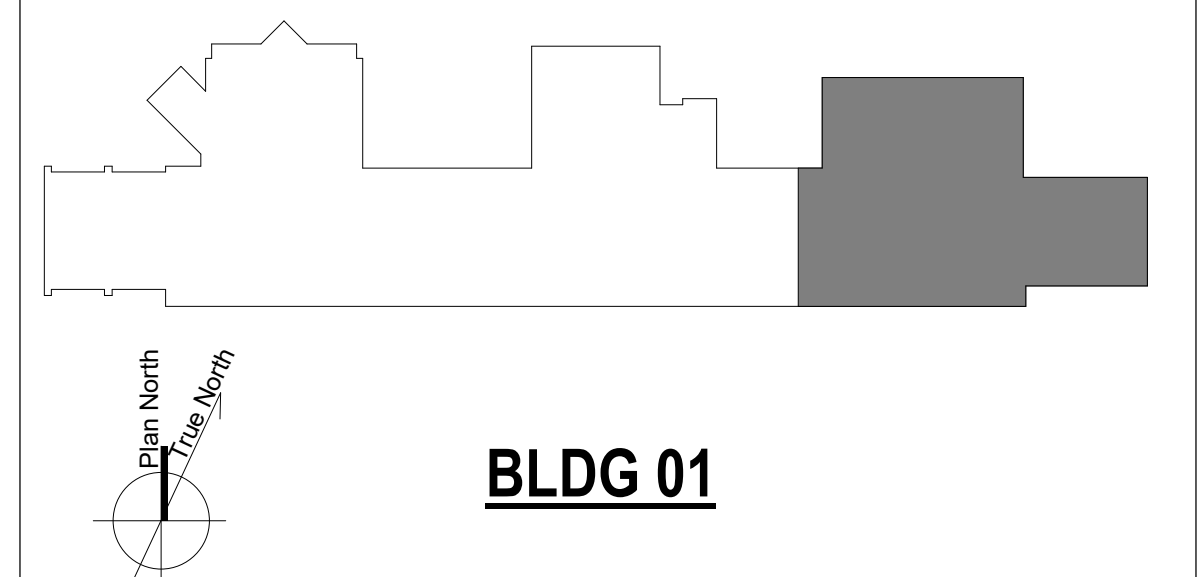
KEYNOTES

00

REFLECTED CEILING PLAN SYMBOLS LEGEND

	AIR TERMINALS, RE MECH		CEILING HEIGHT AFF
	ACT AS SCHEDULED		GWB AS SCHEDULED
	OPEN TO STRUCTURE		EXIT SIGNS, SEE ELEC AND LIFE SAFETY DWGS
	LIGHT FIXTURES, RE ELEC		SPRINKLERS, SEE FIRE SUPPRESSION DRAWINGS

KEY PLAN



F1 9TH FLOOR REFLECTED CEILING PLAN - EAST
3/16" = 1'-0"

Number	Revisions	Date
0	100% CONSTRUCTION DOCUMENTS	04/18/2023

CONSULTANTS:

ARCHITECT/ENGINEERS:
VALHALLA
ENGINEERING
GROUP, LLC
750 W HAMPODEN AVE
SUITE 300
ENGLEWOOD, CO 80110
(720) 590-6307
WWW.VALHALLAENGINEERING.COM

STAMP:
STATE OF MICHIGAN
REGISTERED ARCHITECT
4/10/23



Drawing Title: REFLECTED CEILING PLAN - 9TH FLOOR - EAST
Approved: Project Director

Phase: 100% CONSTRUCTION DOCUMENTS

Project Title: RENOVATE 9TH FLOOR MENTAL HEALTH	Project Number: 693-19-106
Location: 1111 EAST END BLVD, WILKES-BARRE, PA 18711	Building Number: 01
Issue Date: 04/18/2023	Checked: DR
Drawn: ZAM	Drawing Number: 01-A20
	DWG 20 of 53

GENERAL NOTES

- A. REFER TO FIRE PROTECTION, MECHANICAL, AND ELECTRICAL DRAWINGS FOR MORE INFORMATION.
- B. REFER TO 01-13 FOR ADDITIONAL GENERAL NOTES THAT ARE APPLICABLE.
- C. CEILINGS ARE 7' - 6" AFF, UNLESS NOTED OTHERWISE.
- D. CEILING ACCESS PANELS ARE SHOWN AS A RECOMMENDATION. FINAL LOCATIONS AND COUNT OF PANELS TO BE DETERMINED BY THE CONTRACTOR AND VERIFIED BY THE VHA COR.
- E. REFER TO 01-A49 FOR FINISH SCHEDULE AND LEGEND.

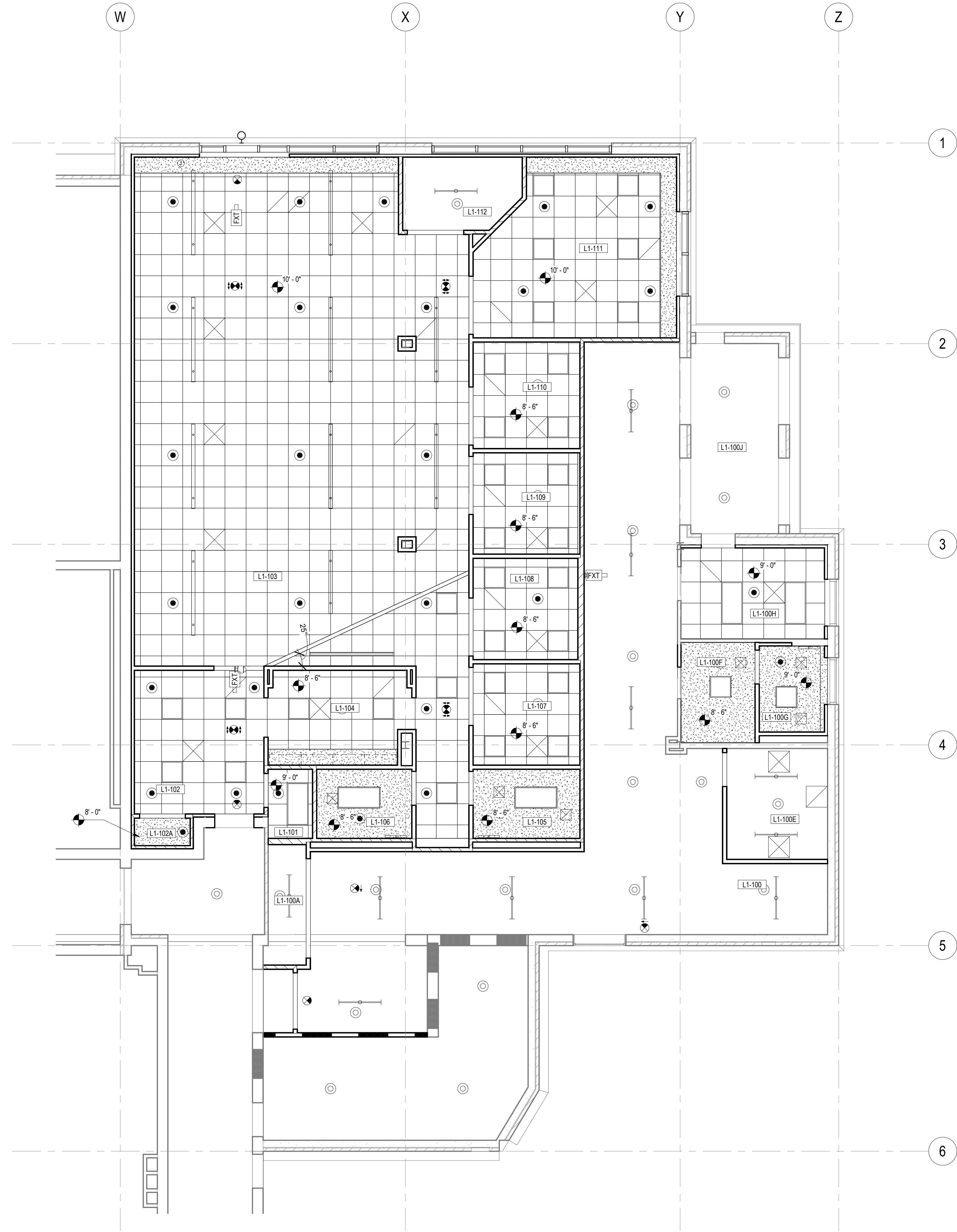
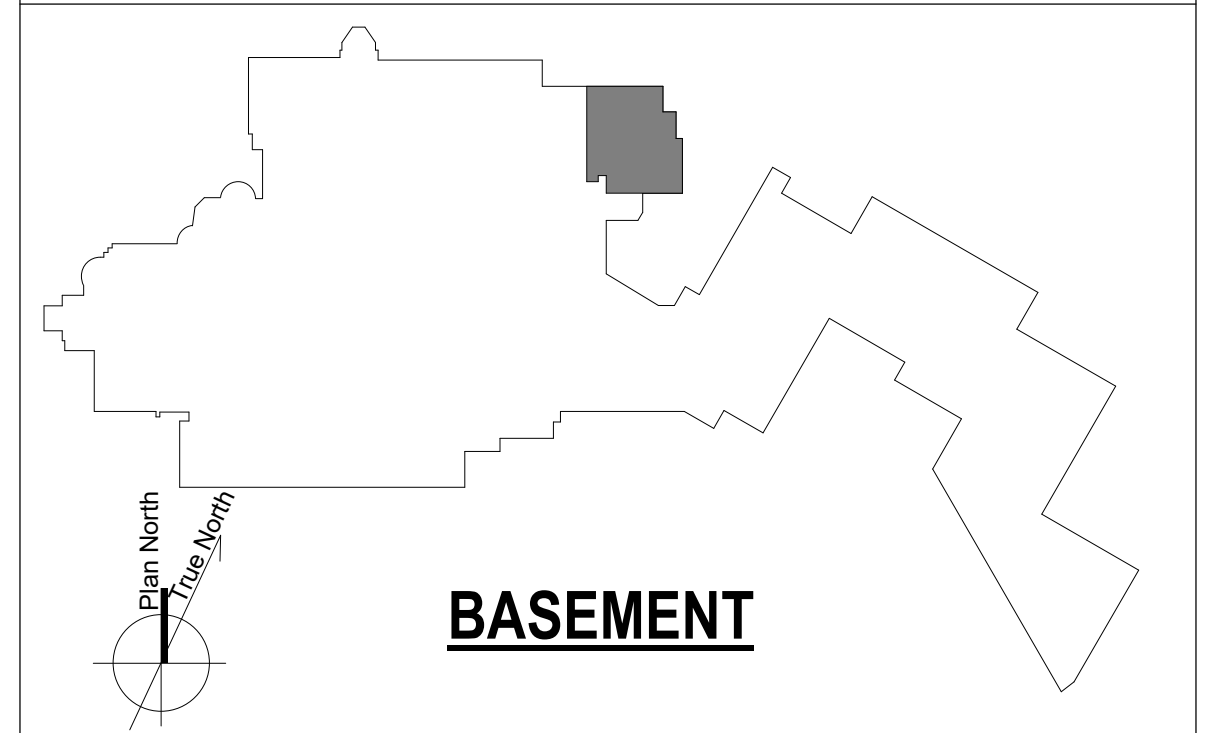
KEYNOTES

00

REFLECTED CEILING PLAN SYMBOLS LEGEND

- | | | | |
|--|-------------------------|--|---|
| | AIR TERMINALS, RE MECH | | CEILING HEIGHT AFF |
| | | | ACT AS SCHEDULED |
| | | | GWB AS SCHEDULED |
| | | | OPEN TO STRUCTURE |
| | LIGHT FIXTURES, RE ELEC | | EXIT SIGNS, SEE ELEC AND LIFE SAFETY DWGS |
| | | | SPRINKLERS, SEE FIRE SUPPRESSION DRAWINGS |

KEY PLAN



F4 WAREHOUSE REFLECTED CEILING PLAN
3/16" = 1'-0"

Number	Revisions	Date
0	100% CONSTRUCTION DOCUMENTS	04/18/2023

CONSULTANTS:

ARCHITECT/ENGINEERS:

750 W HAMPDEN AVE
SUITE 300
ENGLEWOOD, CO 80110
(720) 560-6307
WWW.VALHALLAENGINEERING.COM

VEG 19.25

STAMP:

U.S. Department of Veterans Affairs

Drawing Title
REFLECTED CEILING PLAN - WAREHOUSE

Approved: Project Director

Phase
100% CONSTRUCTION DOCUMENTS

Project Title
RENOVATE 9TH FLOOR MENTAL HEALTH

Location
1111 EAST END BLVD, WILKES-BARRE, PA 18711

Issue Date
04/18/2023

Project Number
693-19-106

Building Number
17

Drawing Number
17-A21

DWG 21 of 53

FINAL DRAWINGS SUBMITTAL



GENERAL NOTES

- A. REFER TO STRUCTURAL, MECHANICAL, PLUMBING AND ELECTRICAL DRAWINGS FOR MORE INFORMATION.
- B. REFER TO SHEET 01-13 FOR ADDITIONAL GENERAL NOTES THAT ARE APPLICABLE.
- C. PROVIDE 1/2" FT. TAPERED INSULATION AT ROOF CURBS AND AT EQUIPMENT WHICH EXCEEDS 18 INCHES IN WIDTH.

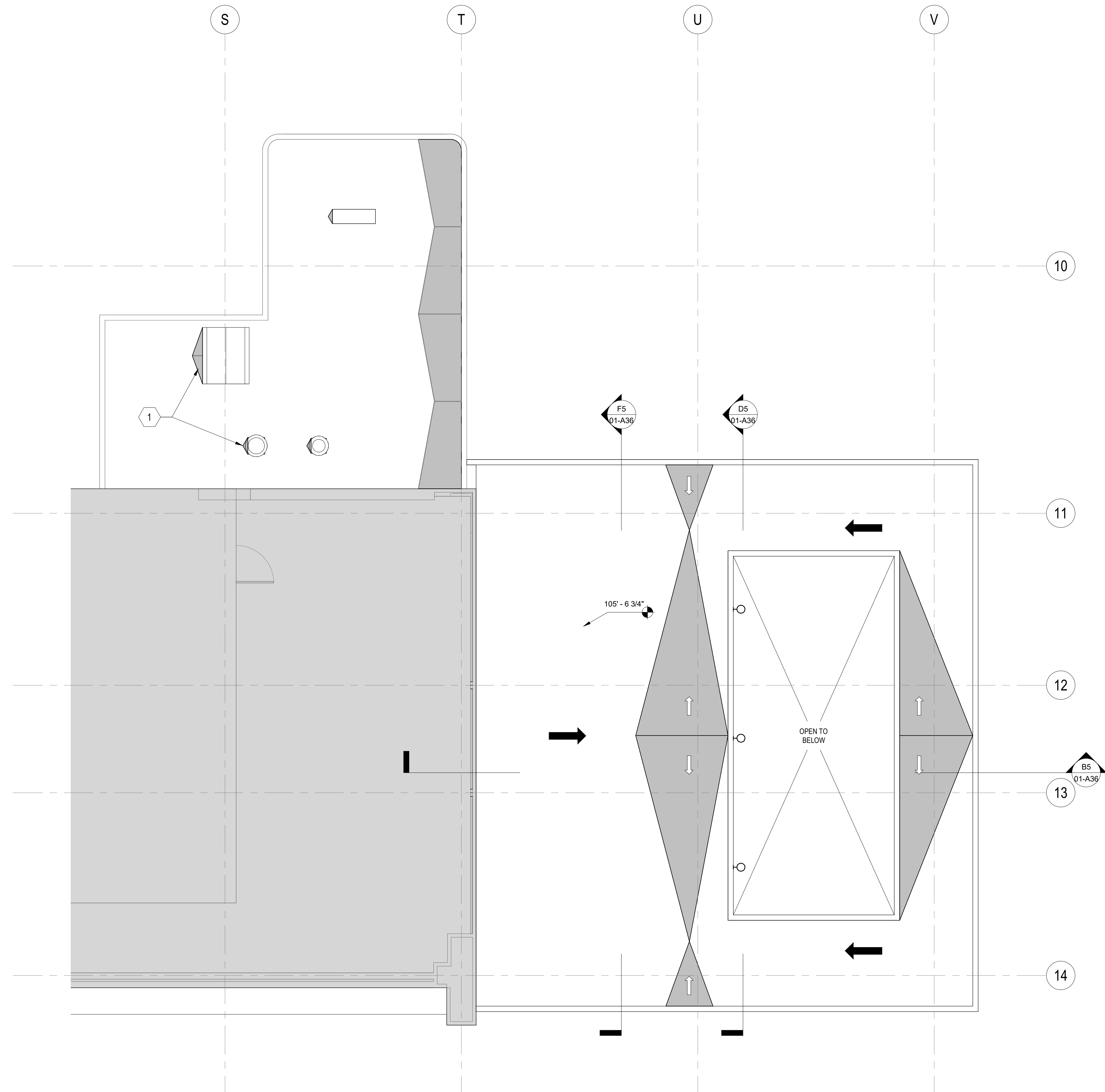
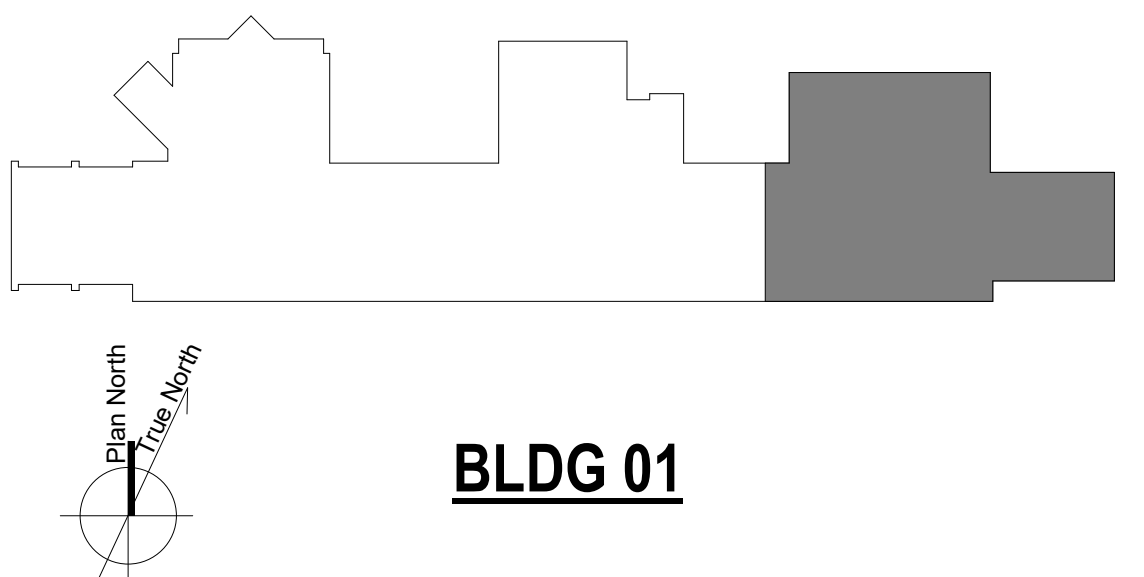
KEYNOTES

- 1 PROVIDE ROOF CRICKET FOR NEW ROOFTOP MECHANICAL EQUIPMENT, TYP

ROOF LEGEND

-  TPO ROOF OVER SLOPED INSULATION (1/8" PER FOOT MIN)
-  TPO ROOF OVER SLOPED INSULATION (1/4" PER FOOT MIN)


KEY PLAN




F4 9TH FLOOR ROOF PLAN
3/16" = 1'-0"

Number	Revisions	Date
0	100% CONSTRUCTION DOCUMENTS	04/18/2023

CONSULTANTS:

ARCHITECT/ENGINEERS:

 VALHALLA
 ENGINEERING
 GROUP, LLC
 750 W HAMPTDEN AVE
 SUITE 300
 ENGLEWOOD, CO 80110
 (720) 590-6307
 WWW.VALHALLAENGINEERING.COM

STAMP:



 U.S. Department
 of Veterans Affairs

Drawing Title
ROOF PLAN - 9TH FLOOR
 Approved: Project Director

Phase
100% CONSTRUCTION DOCUMENTS

Project Title
RENOVATE 9TH FLOOR MENTAL HEALTH
 Location
 1111 EAST END BLVD, WILKES-BARRE, PA 18711
 Issue Date
 04/18/2023

Project Number
 693-19-106
 Building Number
 01
 Drawing Number
01-A22
 DWG 22 of 53

FINAL DRAWINGS SUBMITTAL

GENERAL NOTES

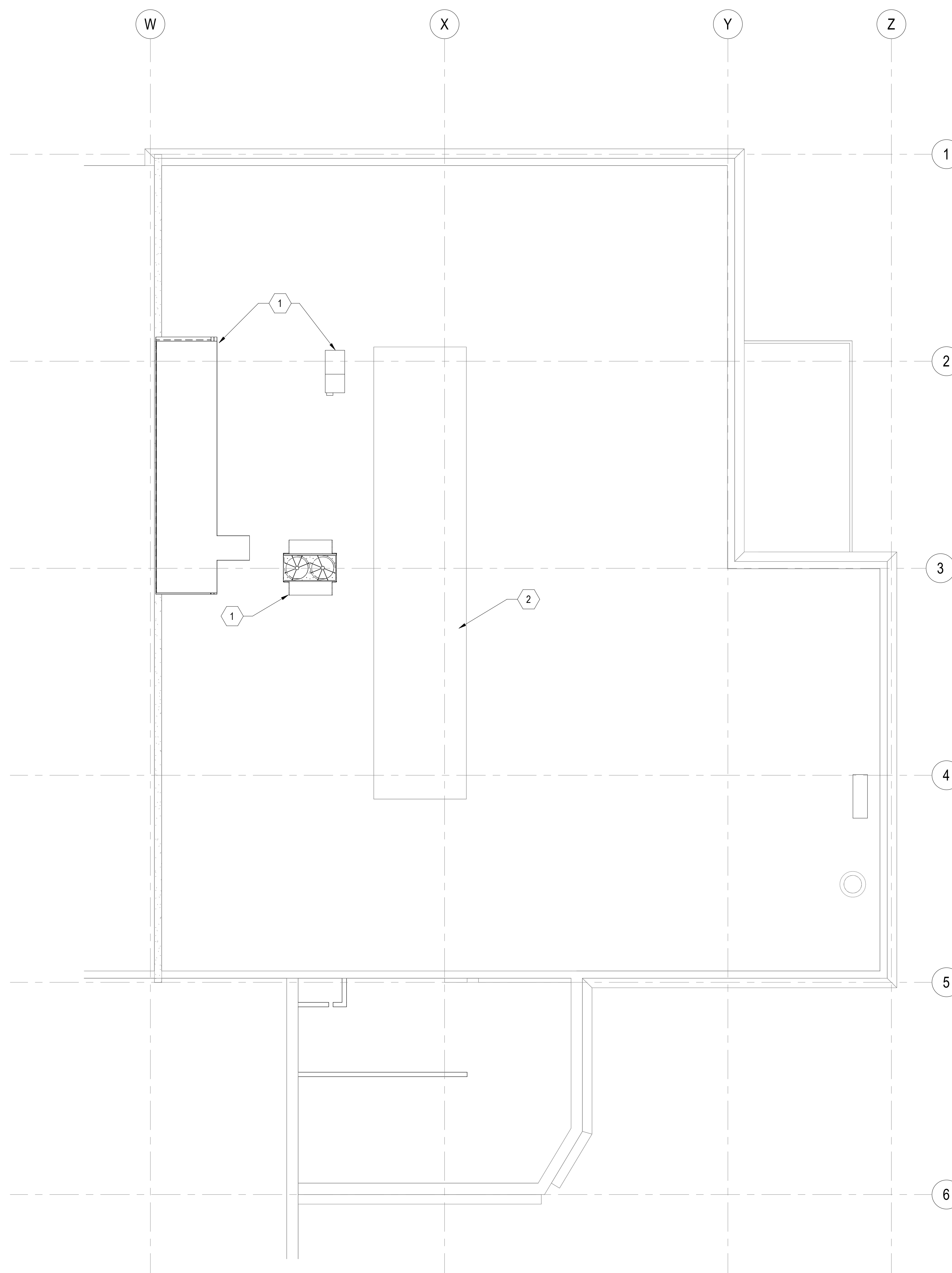
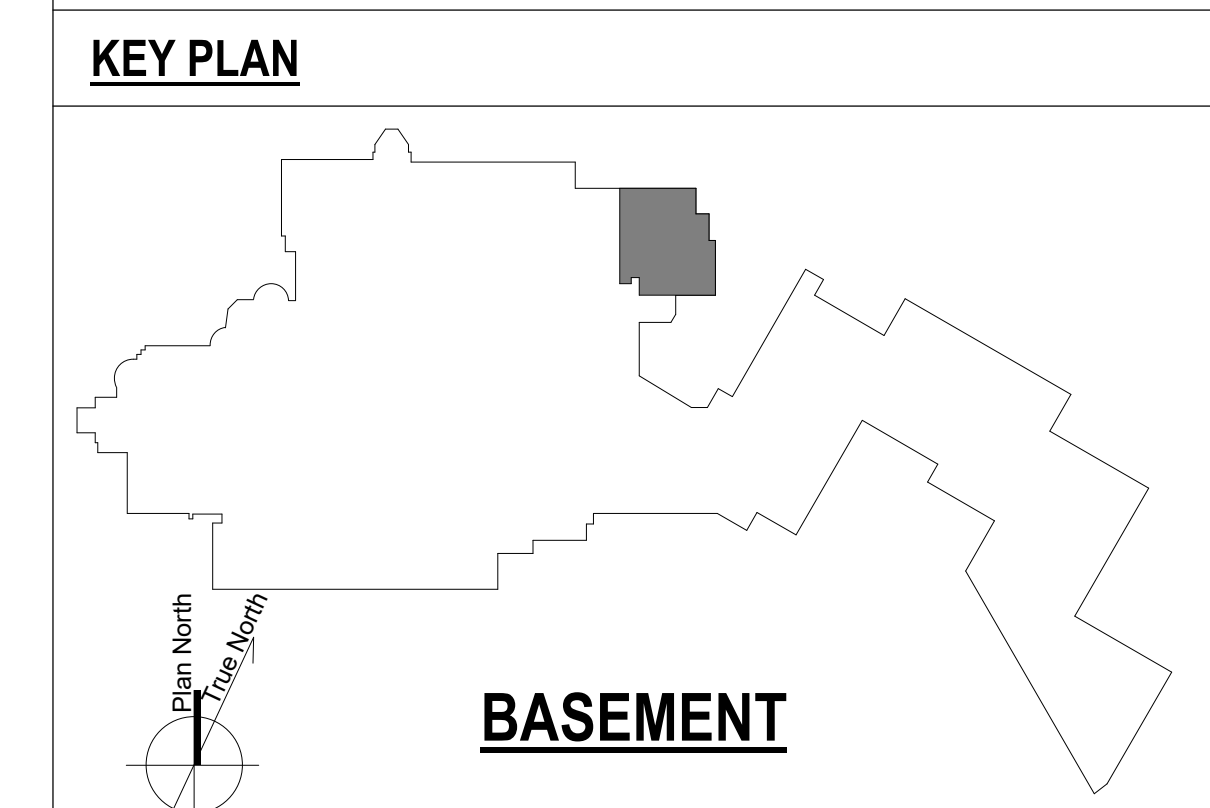
A. REFER TO STRUCTURAL, MECHANICAL, PLUMBING AND ELECTRICAL DRAWINGS FOR MORE INFORMATION.

B. REFER TO SHEET 01-13 FOR ADDITIONAL GENERAL NOTES THAT ARE APPLICABLE.

C. PROVIDE 1/2" FT. TAPERED INSULATION AT ROOF CURBS AND AT EQUIPMENT WHICH EXCEEDS 18 INCHES IN WIDTH.

KEYNOTES (00)

- 1 NEW MECHANICAL EQUIPMENT, REFER TO MECHANICAL
- 2 EXISTING MECHANICAL EQUIPMENT



(F4) WAREHOUSE ROOF PLAN
3/16" = 1'-0"



0	100% CONSTRUCTION DOCUMENTS	04/18/2023
Number:	Revisions:	Date:

CONSULTANTS:

ARCHITECT/ENGINEERS:

VALHALLA ENGINEERING GROUP, LLC

750 W HAMPDEN AVE
SUITE 300
ENGLEWOOD, CO 80110
(720) 550-6307
WWW.VALHALLAENGINEERING.COM

VEG 19.25

STAMP:

RICHARD A. HANSEN
REGISTERED ARCHITECT
NO. 100330
4/18/23

U.S. Department of Veterans Affairs

Drawing Title

ROOF PLAN - WAREHOUSE

Approved: Project Director

Phase

100% CONSTRUCTION DOCUMENTS

Project Title

RENOVATE 9TH FLOOR MENTAL HEALTH

Location

1111 EAST END BLVD, WILKES-BARRE, PA 18711

Issue Date

04/18/2023

Checked

DR

Drawn

ZAM

Project Number

693-19-106

Building Number

17

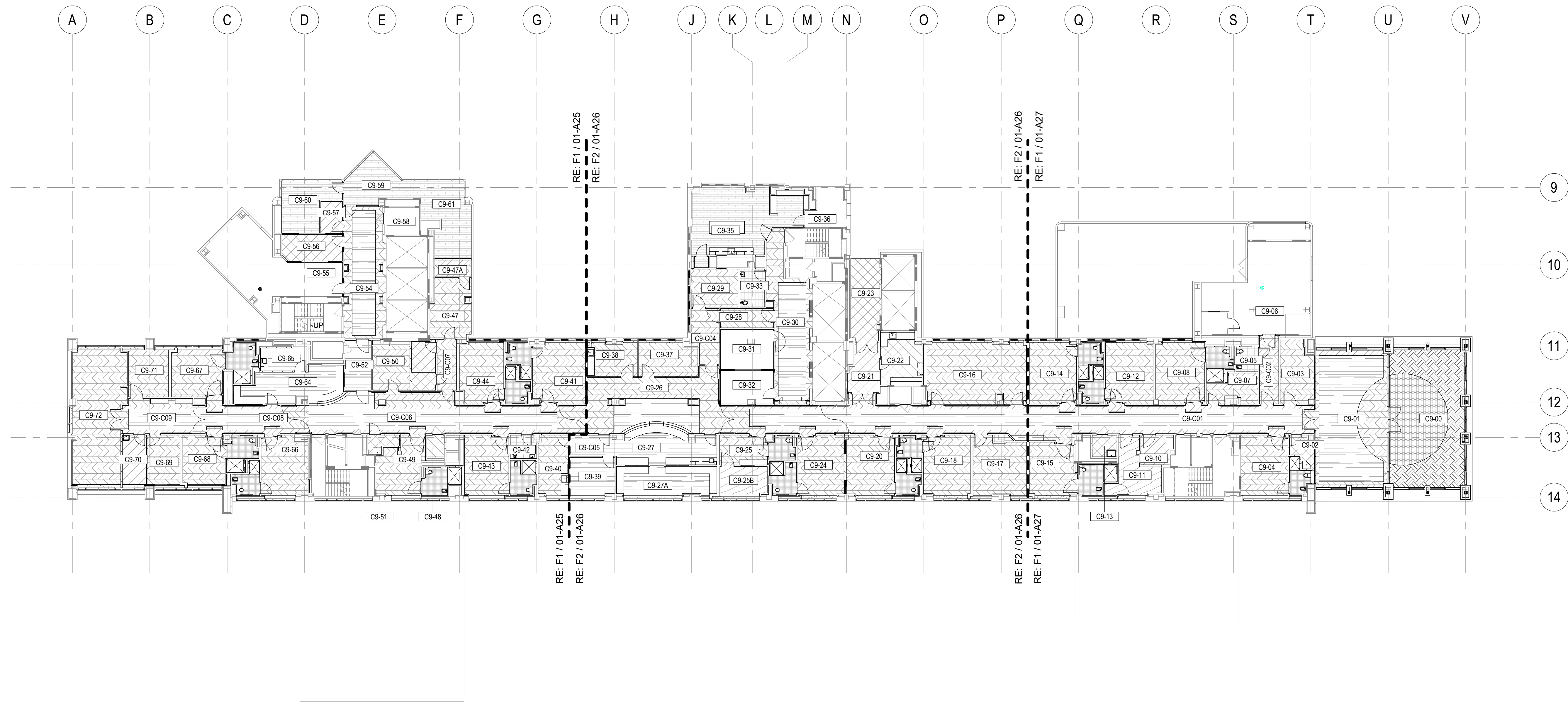
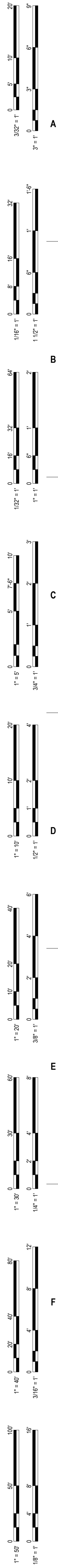
Drawing Number

17-A23

DWG 23 of 53

GENERAL NOTES

- A. REFER TO SHEET 01-I3 FOR ADDITIONAL GENERAL NOTES THAT ARE APPLICABLE.
- B. REFER TO LARGE SCALE PLANS FOR ADDITIONAL INFORMATION AND DIMENSIONS.
- C. REFER TO 01-A40 FOR MILLWORK DETAILS
- D. REFER TO 01-A45 FOR PARTITION TYPES
- E. REFER TO 01-A46 FOR DOOR SCHEDULE, DOOR & FRAME TYPES, AND FRAME DETAILS
- F. REFER TO 01-A47 FOR WINDOW TYPES.

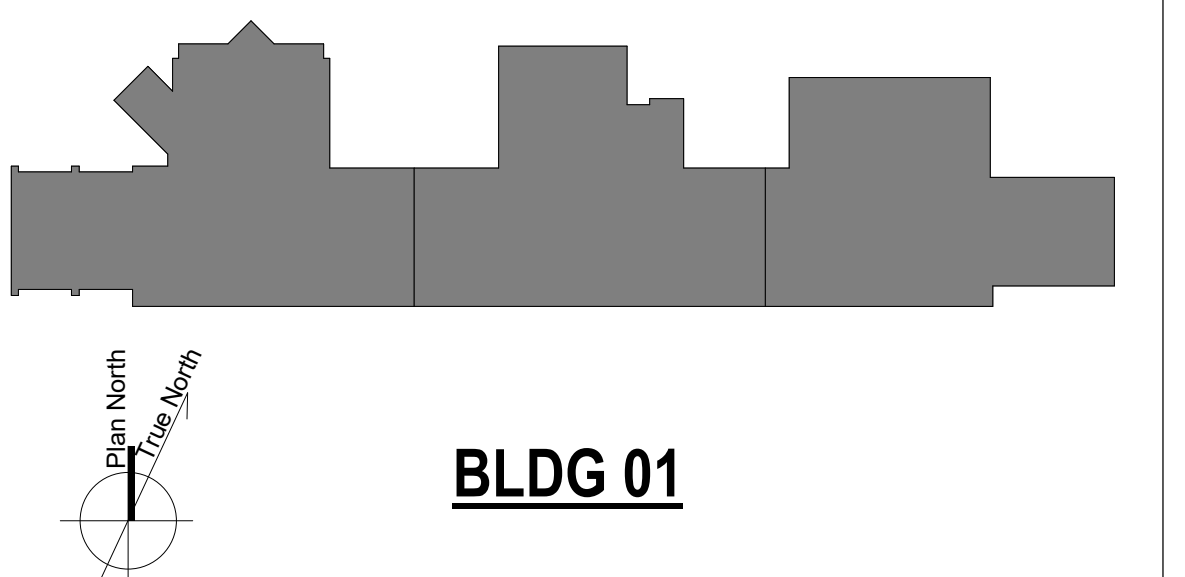


E1 9TH FLOOR FINISH PLAN - OVERALL
1/16" = 1'-0"

FINISH LEGEND

	WSF-1 (DARK)		PT-1
	WSF-2 (LIGHT)		PT-2
	HSF-1		PVR-1
	LVT-1		TRF-1
	RES-6A		

KEY PLAN



BLDG 01

Number	Revisions	Date
0	100% CONSTRUCTION DOCUMENTS	04/18/2023


CONSULTANTS:

ARCHITECT/ENGINEERS:

VALHALLA ENGINEERING GROUP, LLC

750 W HAMPTON AVE
SUITE 300
ENGLEWOOD, CO 80110
(720) 590-6307
WWW.VALHALLAENGINEERING.COM

VEG 19.25



Drawing Title
FINISH PLAN - 9TH FLOOR - OVERALL

Approved: Project Director

Phase
100% CONSTRUCTION DOCUMENTS

Project Title
RENOVATE 9TH FLOOR MENTAL HEALTH

Location
1111 EAST END BLVD, WILKES-BARRE, PA 18711

Issue Date
04/18/2023

Checked
DR

Drawn
ZAM

Project Number
693-19-106

Building Number
01

Drawing Number
01-A24
DWG 24 of 53

FINAL DRAWINGS SUBMITTAL

1 2 3 4 5 6 7 8 9 10

A B C D E F G

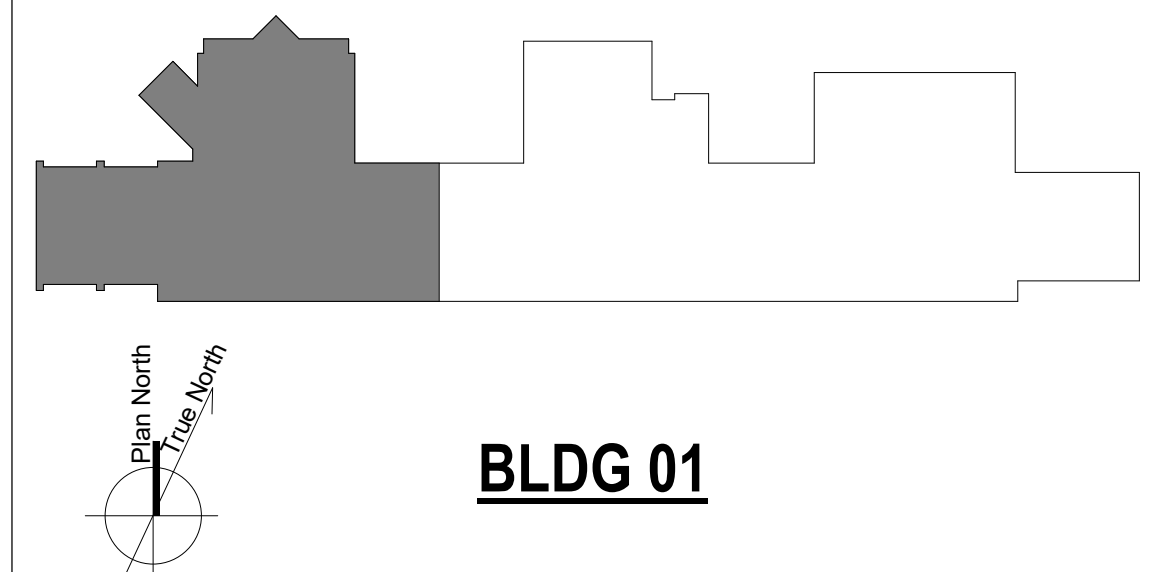
GENERAL NOTES

- A. REFER TO SHEET 01-13 FOR ADDITIONAL GENERAL NOTES THAT ARE APPLICABLE.
- B. REFER TO FINISH SCHEDULE FOR MORE INFORMATION.
- C. ALIGN ALL WALL TILE JOINTS WITH FLOOR TILE JOINTS, UNLESS NOTED OTHERWISE.
- D. FLOOR FINISH MATERIAL AND/OR PATTERN SHALL BE INSTALLED UNDER TOE KICKS OF CASEWORK/MILLWORK, UNDER OPEN COUNTERTOPS, AND UNDER EQUIPMENT.
- E. FLOOR MATERIAL/COLOR TRANSITIONS TO ALIGN WITH ROOM SIDE OF DOOR STOP, UNLESS NOTED OR SHOWN OTHERWISE.
- F. INSTALL TRANSITION STRIPS AT ALL FLOOR FINISH MATERIAL CHANGES, UNLESS NOTED OTHERWISE.
- G. END CAP GUARDS ARE TO ALL BE ECG-1, UNLESS NOTED OTHERWISE.

FINISH LEGEND

- WSF-1 (DARK)
- PT-1
- WSF-2 (LIGHT)
- PT-2
- HSF-1
- PVR-1
- LVT-1
- TRF-1
- RES-6A

KEY PLAN



F1 9TH FLOOR FINISH PLAN - WEST
3/16" = 1'-0"

0	100% CONSTRUCTION DOCUMENTS	04/18/2023
Number:	Revisions:	Date:

CONSULTANTS:

ARCHITECT/ENGINEERS:

 750 W HAMPTON AVE
 SUITE 300
 ENGLEWOOD, CO 80110
 (720) 590-6307
 WWW.VALHALLAENGINEERING.COM

STAMP:

 VEG 19.25



Drawing Title
FINISH PLAN - 9TH FLOOR - WEST
 Approved: Project Director

Phase
100% CONSTRUCTION DOCUMENTS

Project Title
RENOVATE 9TH FLOOR MENTAL HEALTH
 Location
 1111 EAST END BLVD, WILKES-BARRE, PA 18711
 Issue Date
 04/18/2023

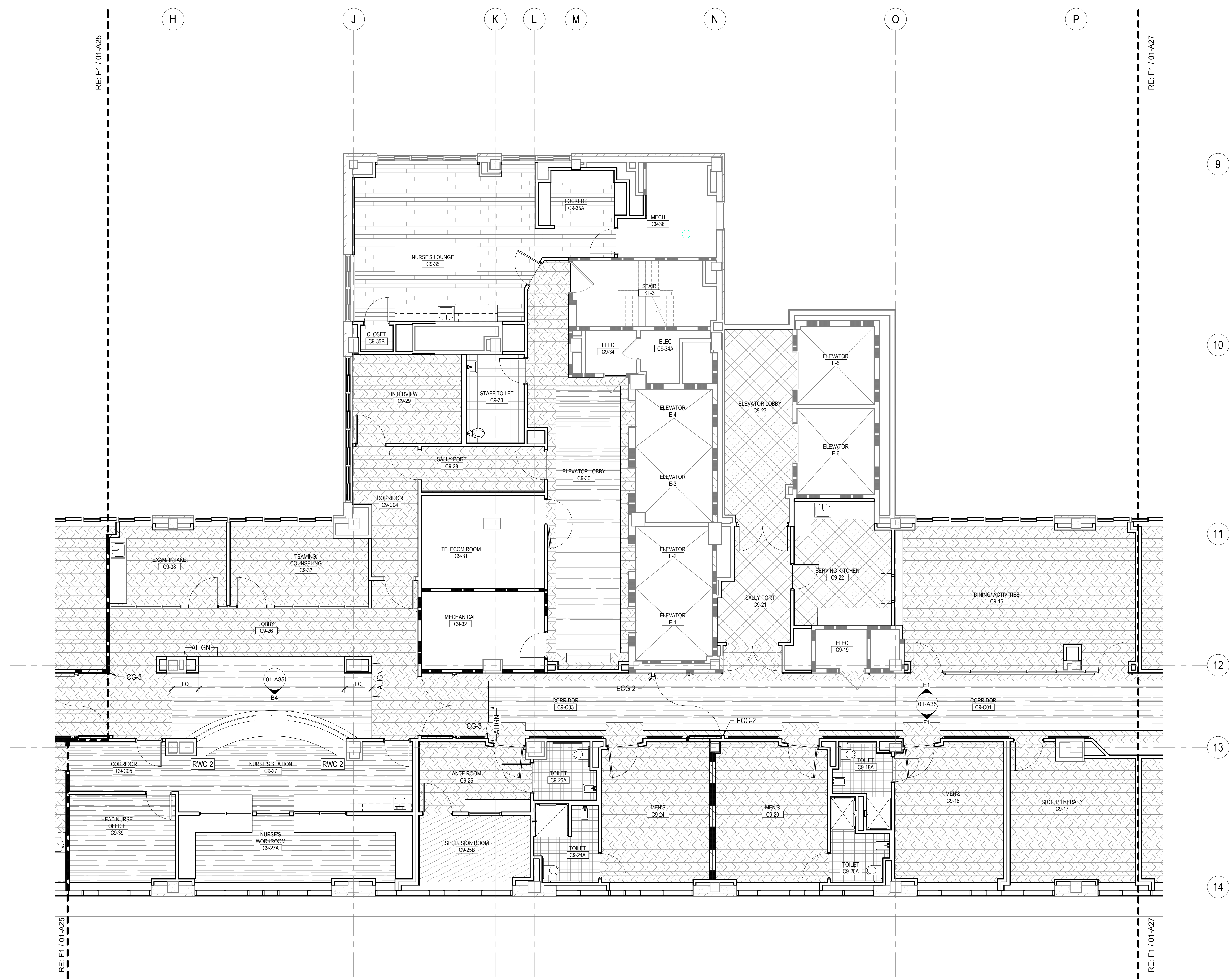
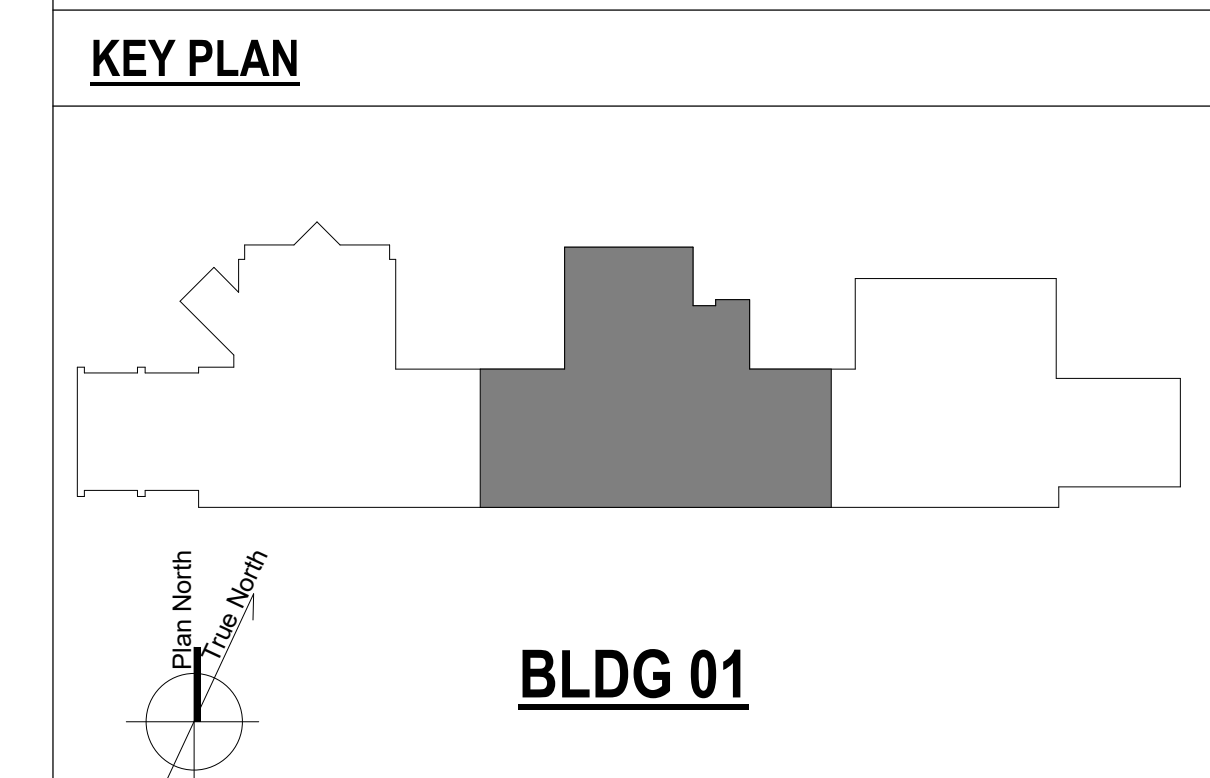
Project Number
 693-19-106
 Building Number
 01
 Drawing Number
01-A25
 DWG 25 of 53

FINAL DRAWINGS SUBMITTAL

- #### GENERAL NOTES
- A. REFER TO SHEET 01-13 FOR ADDITIONAL GENERAL NOTES THAT ARE APPLICABLE.
 - B. REFER TO FINISH SCHEDULE FOR MORE INFORMATION.
 - C. ALIGN ALL WALL TILE JOINTS WITH FLOOR TILE JOINTS, UNLESS NOTED OTHERWISE.
 - D. FLOOR FINISH MATERIAL AND/OR PATTERN SHALL BE INSTALLED UNDER TOE KICKS OF CASEWORK/MILLWORK, UNDER OPEN COUNTERTOPS, AND UNDER EQUIPMENT.
 - E. FLOOR MATERIAL/COLOR TRANSITIONS TO ALIGN WITH ROOM SIDE OF DOOR STOP, UNLESS NOTED OR SHOWN OTHERWISE.
 - F. INSTALL TRANSITION STRIPS AT ALL FLOOR FINISH MATERIAL CHANGES, UNLESS NOTED OTHERWISE.
 - G. END CAP GUARDS ARE TO ALL BE ECG-1, UNLESS NOTED OTHERWISE.

FINISH LEGEND

	WSF-1 (DARK)		PT-1
	WSF-2 (LIGHT)		PT-2
	HSF-1		PVR-1
	LVT-1		TRF-1
	RES-6A		



F2 9TH FLOOR FINISH PLAN - CENTER
3/16" = 1'-0"

0	100% CONSTRUCTION DOCUMENTS	04/18/2023

Number: Revisions: Date:

CONSULTANTS:

ARCHITECT/ENGINEERS:

VALHALLA ENGINEERING GROUP, LLC

750 W HAMPTDEN AVE
SUITE 300
ENGLEWOOD, CO 80110
(720) 890-6307
WWW.VALHALLAENGINEERING.COM

STAMP:

RICK ARIZOLA
REGISTERED ARCHITECT
4/18/23



Drawing Title

FINISH PLAN - 9TH FLOOR - CENTER

Approved: Project Director

Phase

100% CONSTRUCTION DOCUMENTS

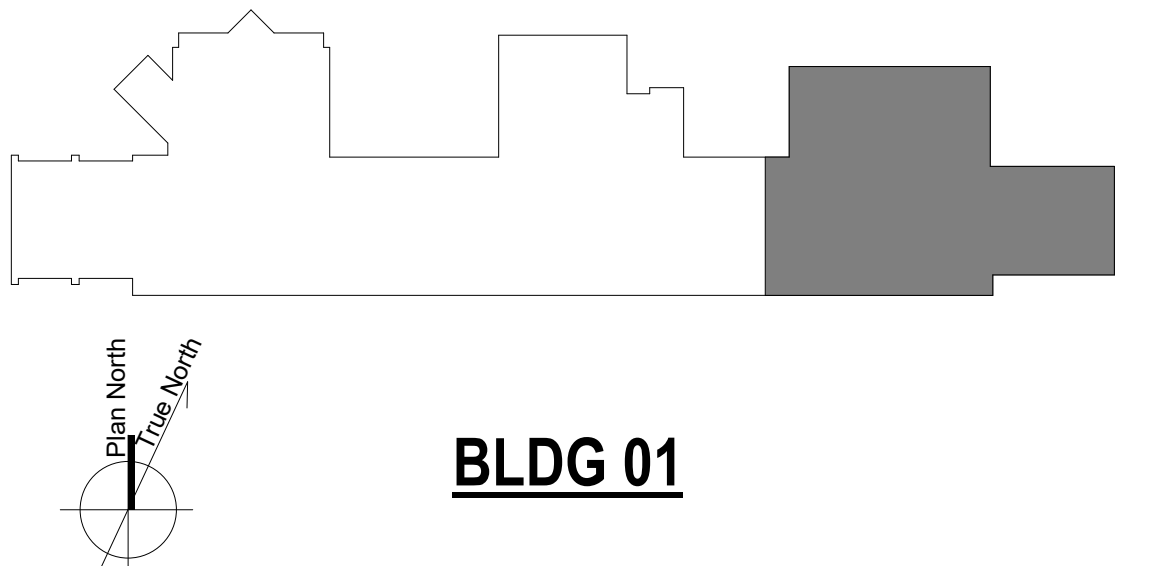
Project Title		Project Number	
RENOVATE 9TH FLOOR MENTAL HEALTH		693-19-106	
Location		Building Number	
1111 EAST END BLVD, WILKES-BARRE, PA 18711		01	
Issue Date	Checked	Drawn	Drawing Number
04/18/2023	DR	ZAM	01-A26
DWG 26 of 53			

GENERAL NOTES

- A. REFER TO SHEET 01-13 FOR ADDITIONAL GENERAL NOTES THAT ARE APPLICABLE.
- B. REFER TO FINISH SCHEDULE FOR MORE INFORMATION.
- C. ALIGN ALL WALL TILE JOINTS WITH FLOOR TILE JOINTS, UNLESS NOTED OTHERWISE
- D. FLOOR FINISH MATERIAL AND/OR PATTERN SHALL BE INSTALLED UNDER TOE KICKS OF CASEWORK/MILLWORK, UNDER OPEN COUNTERTOPS, AND UNDER EQUIPMENT.
- E. FLOOR MATERIAL/COLOR TRANSITIONS TO ALIGN WITH ROOM SIDE OF DOOR STOP, UNLESS NOTED OR SHOWN OTHERWISE.
- F. INSTALL TRANSITION STRIPS AT ALL FLOOR FINISH MATERIAL CHANGES, UNLESS NOTED OTHERWISE.
- G. END CAP GUARDS ARE TO ALL BE ECG-1, UNLESS NOTED OTHERWISE.

FINISH LEGEND

	WSF-1 (DARK)		PT-1
	WSF-2 (LIGHT)		PT-2
	HSF-1		PVR-1
	LVT-1		TRF-1
	RES-6A		


KEY PLAN

F1 9TH FLOOR FINISH PLAN - EAST
3/16" = 1'-0"

Number	Revisions	Date
0	100% CONSTRUCTION DOCUMENTS	04/18/2023

CONSULTANTS:**ARCHITECT/ENGINEERS:**

VALHALLA ENGINEERING GROUP, LLC
750 W HAMPTON AVE
SUITE 300
ENGLEWOOD, CO 80110
(720) 590-6307
WWW.VALHALLAENGINEERING.COM

STAMP:

Drawing Title
FINISH PLAN - 9TH FLOOR - EAST

Approved: Project Director

Phase
100% CONSTRUCTION DOCUMENTS

Project Title
RENOVATE 9TH FLOOR MENTAL HEALTH

Location
1111 EAST END BLVD, WILKES-BARRE, PA 18711

Issue Date
04/18/2023

Checked
DR

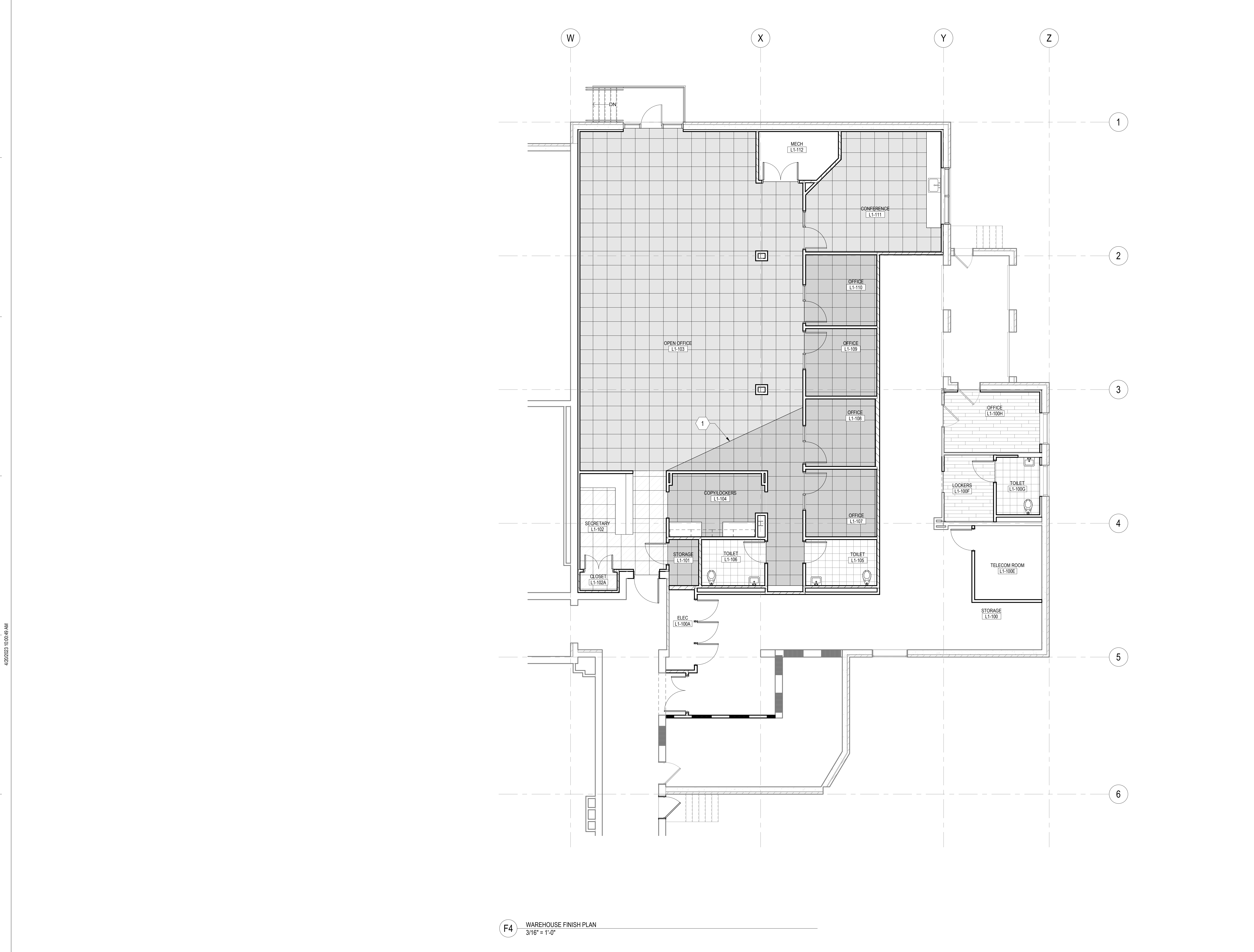
Drawn
ZAM

Project Number
693-19-106

Building Number
01

Drawing Number
01-A27
DWG 27 of 53

3/16" = 1'-0"
1/8" = 1'-0"
1/16" = 1'-0"
1/32" = 1'-0"
1/64" = 1'-0"
1/128" = 1'-0"
1/256" = 1'-0"
1/512" = 1'-0"
1/1024" = 1'-0"
1/2048" = 1'-0"
1/4096" = 1'-0"
1/8192" = 1'-0"
1/16384" = 1'-0"
1/32768" = 1'-0"
1/65536" = 1'-0"



GENERAL NOTES

- A. REFER TO SHEET 01-13 FOR ADDITIONAL GENERAL NOTES THAT ARE APPLICABLE.
- B. REFER TO FINISH SCHEDULE FOR MORE INFORMATION.
- C. ALIGN ALL WALL TILE JOINTS WITH FLOOR TILE JOINTS, UNLESS NOTED OTHERWISE
- D. FLOOR FINISH MATERIAL AND/OR PATTERN SHALL BE INSTALLED UNDER TOE KICKS OF CASEWORK/MILLWORK, UNDER OPEN COUNTERTOPS, AND UNDER EQUIPMENT.
- E. FLOOR MATERIAL/COLOR TRANSITIONS TO ALIGN WITH ROOM SIDE OF DOOR STOP, UNLESS NOTED OR SHOWN OTHERWISE.
- F. INSTALL TRANSITION STRIPS AT ALL FLOOR FINISH MATERIAL CHANGES, UNLESS NOTED OTHERWISE.

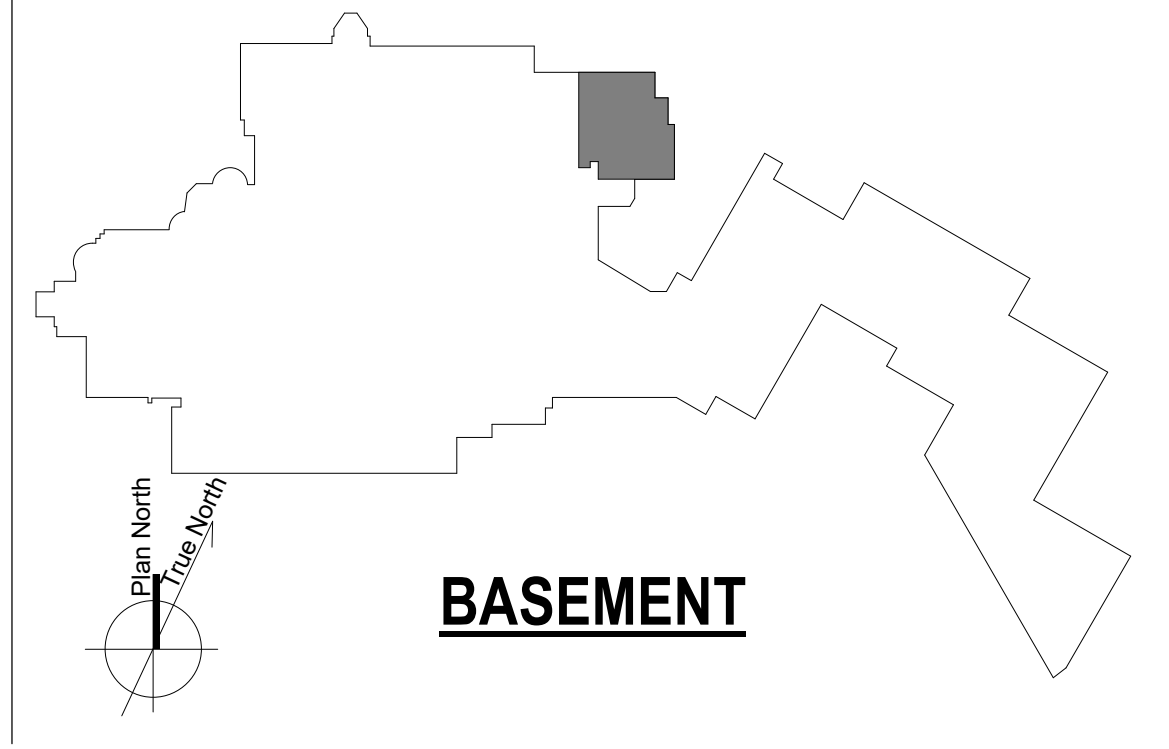
KEYNOTES

- 1 ALIGN WITH CEILING LINE ABOVE

FINISH LEGEND

	CPT-1		LVT-1
	CPT-2		PT-2
	CPT-3		

KEY PLAN



F4 WAREHOUSE FINISH PLAN
3/16" = 1'-0"

0	100% CONSTRUCTION DOCUMENTS	04/18/2023	CONSULTANTS:				
			ARCHITECT/ENGINEERS:				
	 VALHALLA ENGINEERING GROUP, LLC 750 W HAMPTON AVE SUITE 300 ENGLEWOOD, CO 80110 (720) 590-6307 WWW.VALHALLAENGINEERING.COM	STAMP: RICK AREHART REGISTERED ARCHITECT 4/18/23	 U.S. Department of Veterans Affairs	Drawing Title FINISH PLAN - WAREHOUSE Approved: Project Director	Phase 100% CONSTRUCTION DOCUMENTS	Project Title RENOVATE 9TH FLOOR MENTAL HEALTH Location 1111 EAST END BLVD, WILKES-BARRE, PA 18711 Issue Date 04/18/2023	Project Number 693-19-106 Building Number 17 Drawing Number 17-A28 DWG 28 of 53

FINAL DRAWINGS SUBMITTAL

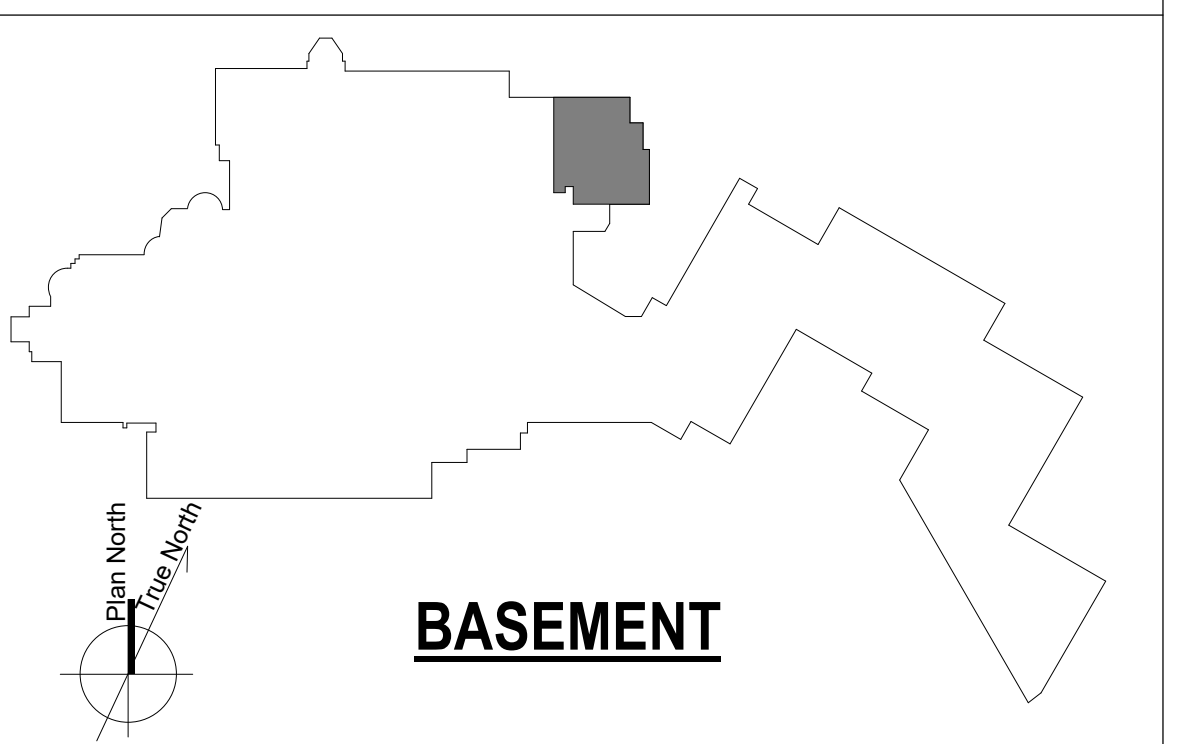
GENERAL NOTES

- A. JOINT SCHEDULE NUMBERS ARE PROVIDED BY THE VHA PG-18-5, CHAPTER 256. REFER TO THIS DOCUMENT FOR ADDITIONAL INFORMATION. INFORMATION FOR EQUIPMENT WITH JSN STARTING WITH 'Z' WAS PROVIDED BY THE VAMC.
- B. EQUIPMENT IS SHOWN AS A GRAPHIC REPRESENTATION ONLY AND MAY NOT SHOW THE EXACT EQUIPMENT OR LOCATION. VHA COR TO APPROVE FINAL LAYOUT BEFORE ANY EQUIPMENT IS SECURED IN PLACE.
- C. ABBREVIATIONS:
 - a. ACQ - ACQUIRED BY
 - b. INS - INSTALLED BY
 - c. VV - VHA ACQUIRED, VHA INSTALLED
 - d. CC - CONTRACTOR ACQUIRED, CONTRACTOR INSTALLED
 - e. VC - VHA ACQUIRED, CONTRACTOR INSTALLED

EQUIPMENT SCHEDULE - WAREHOUSE

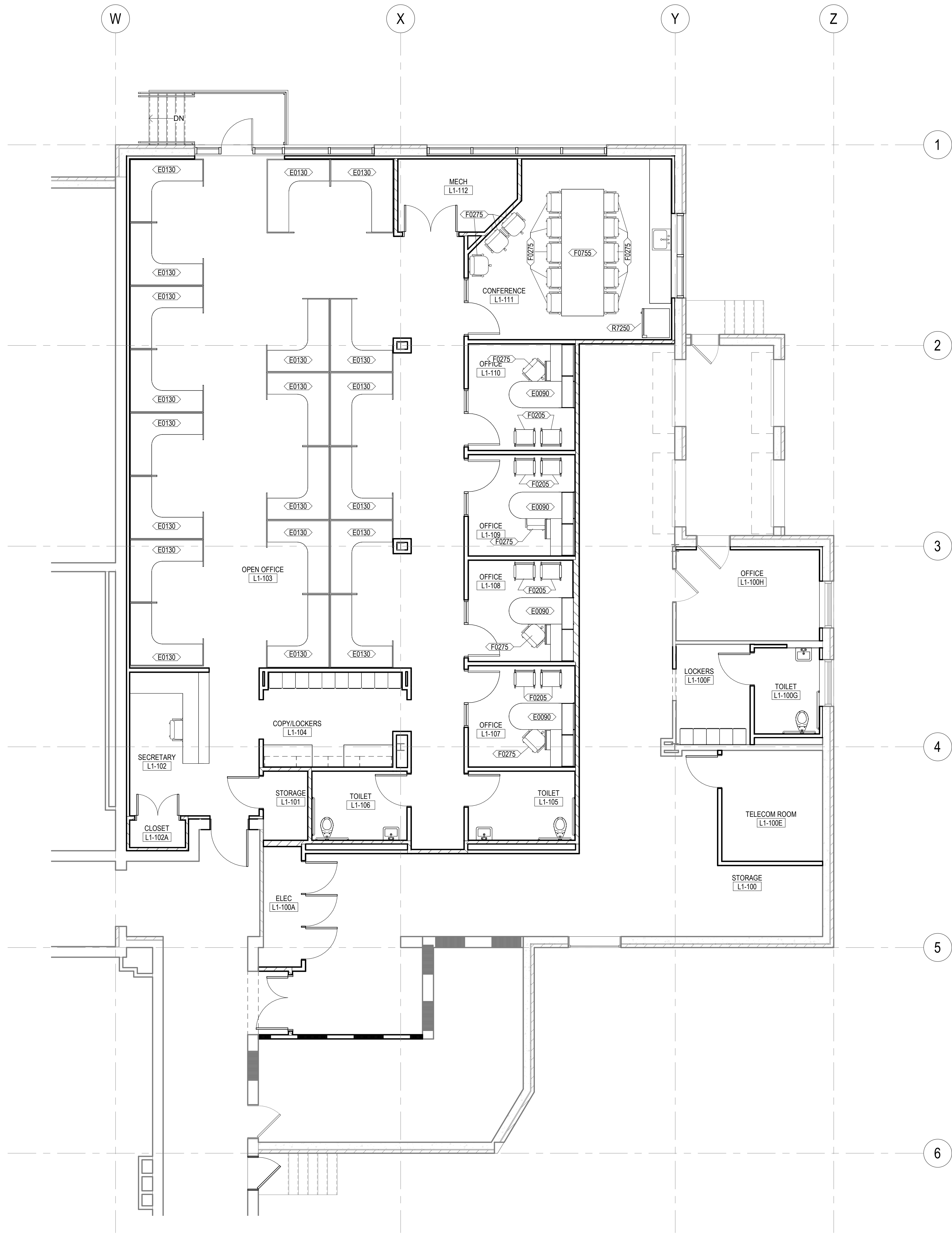
JSN	DESCRIPTION	ACQ/INS
E0090	WORKSTATION, L-SHAPED, FREE STANDING, 72x72	VV
E0130	WORKSTATION, L-SHAPED, 72"x84"	VV
F0275	CHAIR, SWIVEL, HIGH BACK	VV
F0755	TABLE, CONFERENCE, WOOD	VV

KEY PLAN



BASEMENT

F4 WAREHOUSE FURNITURE PLAN
3/16" = 1'-0"



Number	Revisions	Date
0	100% CONSTRUCTION DOCUMENTS	04/18/2023

CONSULTANTS:

ARCHITECT/ENGINEERS:

VALHALLA ENGINEERING GROUP, LLC

750 W HAMPODEN AVE
SUITE 300
ENGLEWOOD, CO 80110
(720) 590-6307
WWW.VALHALLAENGINEERING.COM

VEG 19.25

STAMP:



Drawing Title
FURNITURE PLAN - WAREHOUSE

Approved: Project Director

Phase
100% CONSTRUCTION DOCUMENTS

Project Title
RENOVATE 9TH FLOOR MENTAL HEALTH

Location
1111 EAST END BLVD, WILKES-BARRE, PA 18711

Issue Date
04/18/2023

Checked
DR

Drawn
ZAM

Project Number
693-19-106

Building Number
17

Drawing Number
01-A29
DWG 29 of 53

FINAL DRAWINGS SUBMITTAL